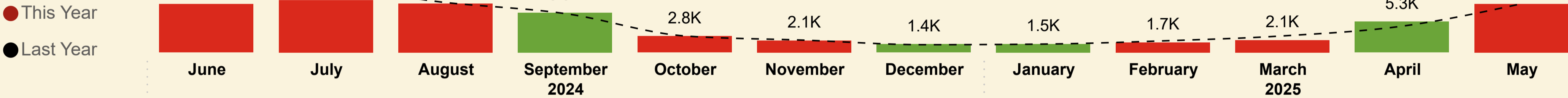




Shipped Passengers

Ardmhor (Barra) - Eriskay



This Month YoY

8,380

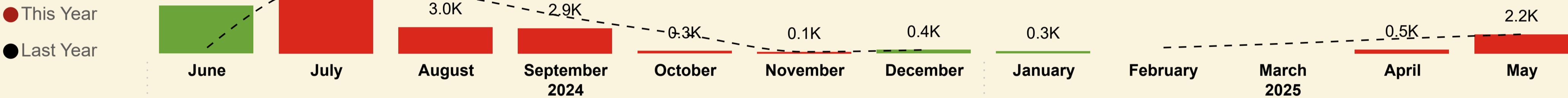
LY: 8,418 (-0.45%)

YoY

57,902

LY: 62,744 (-7.7%)

Mallaig - Lochboisdale



This Month YoY

2,182

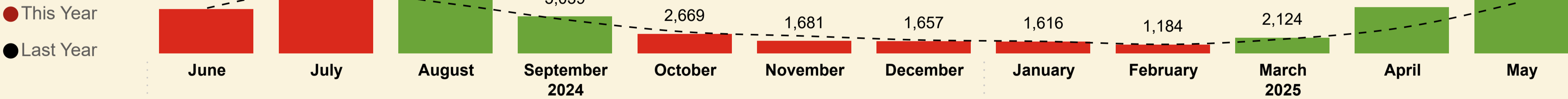
LY: 2,197 (-0.68%)

YoY

22,140

LY: 27,979 (-20.9%)

Oban - Castlebay/Lochboisdale



This Month YoY

7,702

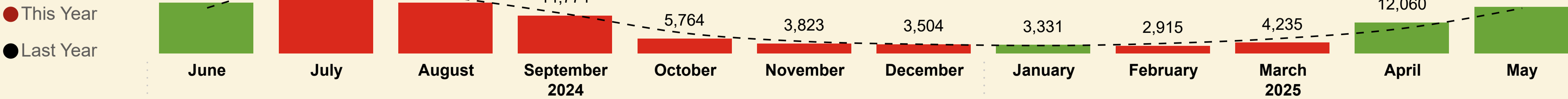
LY: 7,090 (+8.63%)

YoY

52,021

LY: 48,761 (+6.7%)

South Uist Total



This Month YoY

18,264

LY: 17,705 (+3.16%)

YoY

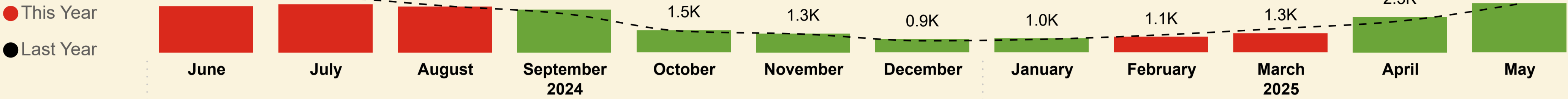
132,063

LY: 139,484 (-5.3%)



Shipped Cars

Ardmhor (Barra) - Eriskay



This Month YoY

3,390

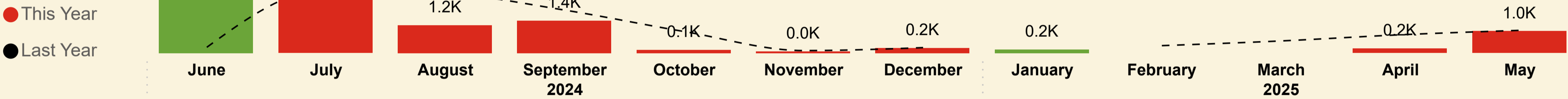
LY: 3,362 (+0.83%)

YoY

25,535

LY: 26,625 (-4.1%)

Mallaig - Lochboisdale



This Month YoY

953

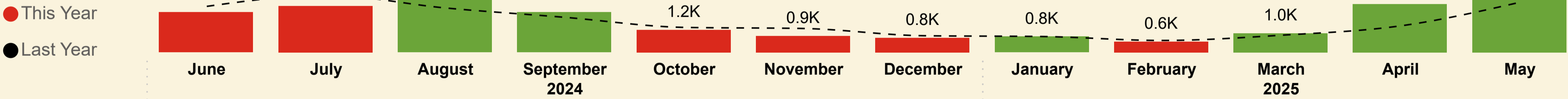
LY: 987 (-3.44%)

YoY

9,483

LY: 11,376 (-16.6%)

Oban - Castlebay/Lochboisdale



This Month YoY

3,118

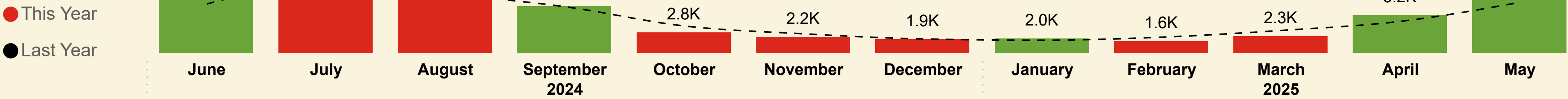
LY: 2,635 (+18.33%)

YoY

20,663

LY: 19,435 (+6.3%)

South Uist Total



This Month YoY

7,461

LY: 6,984 (+6.83%)

YoY

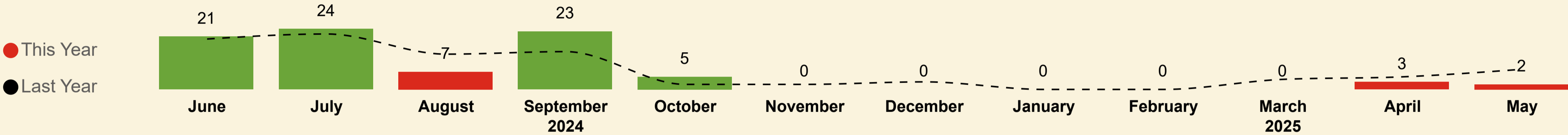
55,681

LY: 57,436 (-3.1%)



Shipped Coaches

Ardmhor (Barra) - Eriskay



This Month YoY

2

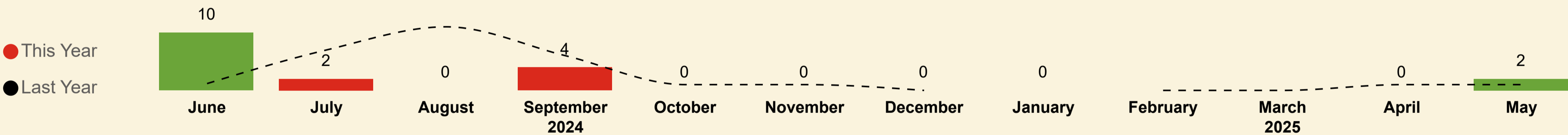
LY: 8 (-75%)

YoY

85

LY: 95 (-10.5%)

Mallaig - Lochboisdale



This Month YoY

2

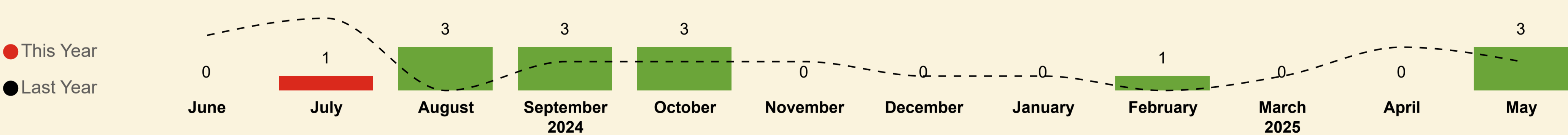
LY: 1 (+100%)

YoY

18

LY: 29 (-38.3%)

Oban - Castlebay/Lochboisdale



This Month YoY

3

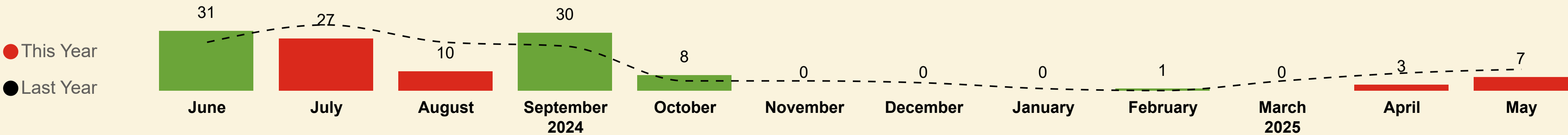
LY: 2 (+50%)

YoY

14

LY: 23 (-38.7%)

South Uist Total



This Month YoY

7

LY: 11 (-36.36%)

YoY

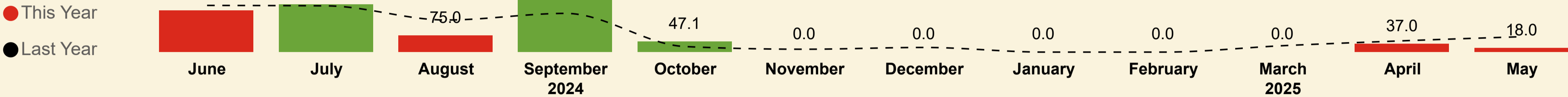
117

LY: 147 (-20.4%)



Shipped Coach Metres

Ardmhor (Barra) - Eriskay



This Month YoY

18.0

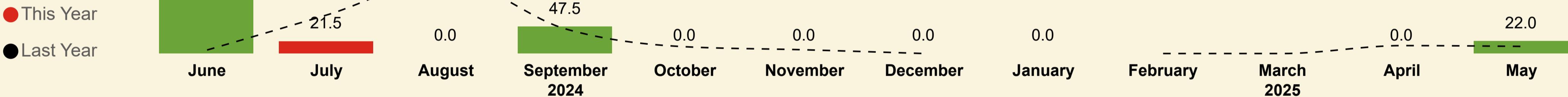
LY: 69.7 (-74.2%)

YoY

865.1

LY: 948.8 (-8.8%)

Mallaig - Lochboisdale



This Month YoY

22.0

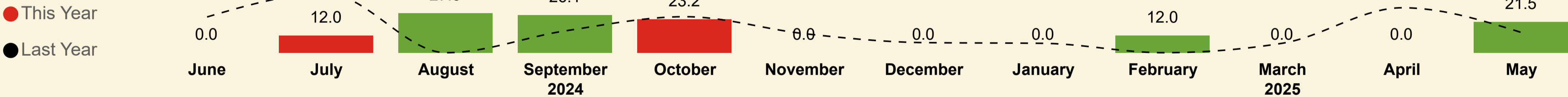
LY: 12.6 (+74.6%)

YoY

191.6

LY: 294.7 (-35%)

Oban - Castlebay/Lochboisdale



This Month YoY

21.5

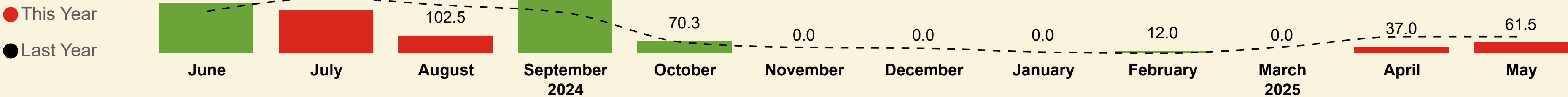
LY: 14.0 (+53.6%)

YoY

122.3

LY: 184.5 (-33.7%)

South Uist Total



This Month YoY

61.5

LY: 96.3 (-36.1%)

YoY

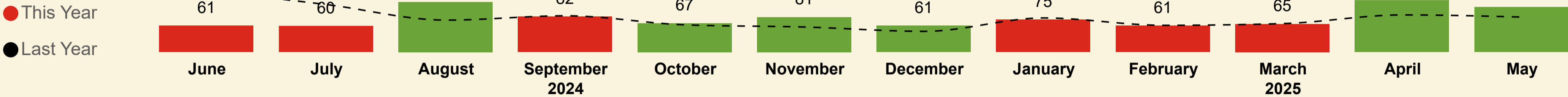
1.2K

LY: 1.4K (-17.4%)



Shipped Commercial Vehicles

Ardmhor (Barra) - Eriskay



This Month YoY

104

LY: 81 (+28.4%)

YoY

953

LY: 952 (+0.1%)

Mallaig - Lochboisdale



This Month YoY

30

LY: 25 (+20%)

YoY

177

LY: 282 (-37.2%)

Oban - Castlebay/Lochboisdale



This Month YoY

143

LY: 105 (+36.2%)

YoY

1,353

LY: 1,196 (+13.1%)

South Uist Total



This Month YoY

277

LY: 211 (+31.3%)

YoY

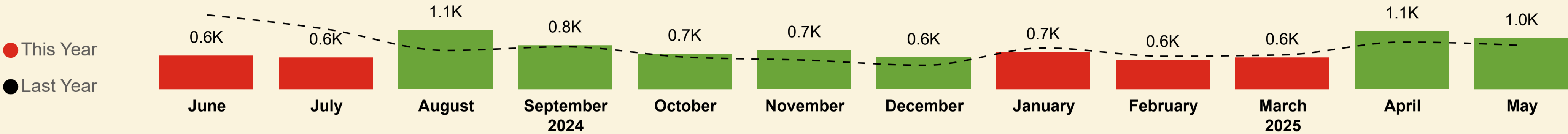
2,483

LY: 2,430 (+2.2%)



Shipped Commercial Vehicle Metres

Ardmhor (Barra) - Eriskay



This Month YoY

976.3

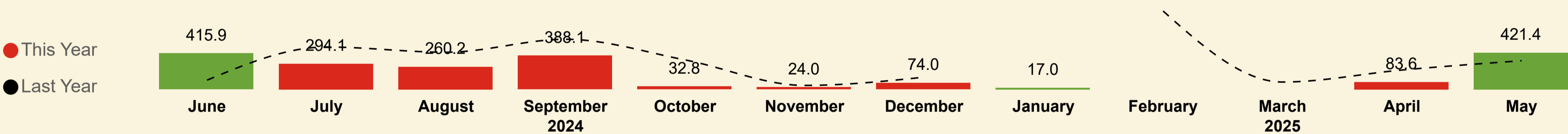
LY: 835.0 (+16.9%)

YoY

9.2K

LY: 9.5K (-3.4%)

Mallaig - Lochboisdale



This Month YoY

421.4

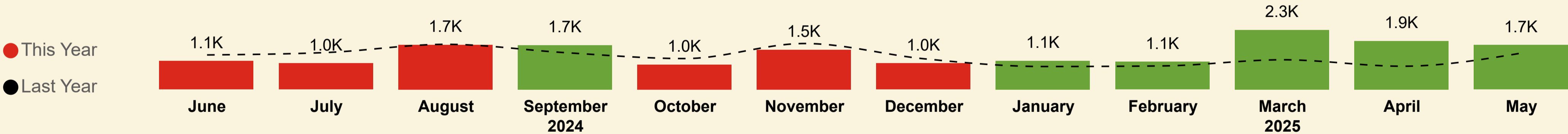
LY: 329.9 (+27.7%)

YoY

2.0K

LY: 3.7K (-45.1%)

Oban - Castlebay/Lochboisdale



This Month YoY

1.7K

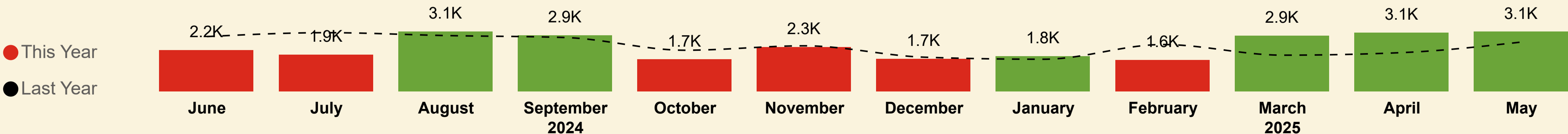
LY: 1.4K (+22.2%)

YoY

17.1K

LY: 15.4K (+11.7%)

South Uist Total



This Month YoY

3.1K

LY: 2.6K (+21.2%)

YoY

28.4K

LY: 28.5K (-0.7%)



South Uist Total

Contractual Carrying Groups



This Month YoY

18,264

LY: 17,705 (+3.2%)

YoY

132,063

LY: 139,484 (-5.3%)

This Month YoY

7,461

LY: 6,984 (+6.8%)

YoY

55,681

LY: 57,436 (-3.1%)

This Month YoY

61.50

LY: 96.30 (-36.1%)

YoY

1.18K

LY: 1.43K (-17.4%)

This Month YoY

3.12K

LY: 2.57K (+21.2%)

YoY

28.35K

LY: 28.54K (-0.7%)

Passengers				
Year	Month	Last Year	This Year	Variance %
2024	June	17,800	19,839	11.5 %
2024	July	27,570	23,665	-14.2 %
2024	August	22,198	19,889	-10.4 %
2024	September	15,463	14,774	-4.5 %
2024	October	7,910	5,764	-27.1 %
2024	November	4,663	3,823	-18.0 %
2024	December	3,544	3,504	-1.1 %
2025	January	3,062	3,331	8.8 %
2025	February	3,883	2,915	-24.9 %
2025	March	5,910	4,235	-28.3 %
2025	April	9,775	12,060	23.4 %
2025	May	17,705	18,264	3.2 %
Total		139,484	132,063	-5.3 %

Cars				
Year	Month	Last Year	This Year	Variance %
2024	June	6,761	7,771	14.9 %
2024	July	9,608	8,455	-12.0 %
2024	August	8,140	7,483	-8.1 %
2024	September	6,375	6,466	1.4 %
2024	October	3,706	2,847	-23.2 %
2024	November	2,621	2,198	-16.1 %
2024	December	1,911	1,892	-1.0 %
2025	January	1,738	1,962	12.9 %
2025	February	2,157	1,631	-24.4 %
2025	March	3,084	2,322	-24.7 %
2025	April	4,351	5,193	19.4 %
2025	May	6,984	7,461	6.8 %
Total		57,436	55,681	-3.1 %

Coach Metres				
Year	Month	Last Year	This Year	Variance %
2024	June	242.0	288.1	19.0 %
2024	July	318.0	248.5	-21.9 %
2024	August	276.9	102.5	-63.0 %
2024	September	233.7	359.1	53.7 %
2024	October	62.0	70.3	13.4 %
2024	November	32.8	0.0	-100.0 %
2024	December	28.0	0.0	-100.0 %
2025	January	6.5	0.0	-100.0 %
2025	February	0.0	12.0	0.0 %
2025	March	35.6	0.0	-100.0 %
2025	April	96.2	37.0	-61.5 %
2025	May	96.3	61.5	-36.1 %
Total		1,428.0	1,179.0	-17.4 %

Commercial Vehicle Metres				
Year	Month	Last Year	This Year	Variance %
2024	June	2,859.4	2,159.5	-24.5 %
2024	July	3,062.3	1,911.0	-37.6 %
2024	August	2,911.9	3,119.8	7.1 %
2024	September	2,808.6	2,933.4	4.4 %
2024	October	2,145.4	1,667.6	-22.3 %
2024	November	2,376.0	2,306.3	-2.9 %
2024	December	1,781.9	1,693.8	-4.9 %
2025	January	1,674.4	1,836.8	9.7 %
2025	February	2,442.6	1,634.0	-33.1 %
2025	March	1,887.5	2,907.6	54.0 %
2025	April	2,021.2	3,066.5	51.7 %
2025	May	2,573.5	3,118.7	21.2 %
Total		28,544.6	28,355.0	-0.7 %



Ardmhor (Barra) - Eriskay

Contractual Carrying Groups



This Month YoY

8,380

LY: 8,418 (-0.5%)

YoY

57,902

LY: 62,744 (-7.7%)



This Month YoY

3,390

LY: 3,362 (+0.8%)

YoY

25,535

LY: 26,625 (-4.1%)



This Month YoY

18.00

LY: 69.70 (-74.2%)

YoY

865.10

LY: 948.80 (-8.8%)



This Month YoY

976.30

LY: 835.00 (+16.9%)

YoY

9.20K

LY: 9.53K (-3.4%)

Passengers

Year	Month	Last Year	This Year	Variance %
2024	June	10,943	8,344	-23.8 %
2024	July	10,994	9,019	-18.0 %
2024	August	8,594	8,424	-2.0 %
2024	September	6,685	6,853	2.5 %
2024	October	2,836	2,795	-1.4 %
2024	November	2,112	2,060	-2.5 %
2024	December	1,331	1,426	7.1 %
2025	January	1,441	1,462	1.5 %
2025	February	1,996	1,731	-13.3 %
2025	March	2,852	2,111	-26.0 %
2025	April	4,541	5,297	16.6 %
2025	May	8,418	8,380	-0.5 %
Total		62,744	57,902	-7.7 %

Cars

Year	Month	Last Year	This Year	Variance %
2024	June	4,092	3,187	-22.1 %
2024	July	3,851	3,324	-13.7 %
2024	August	3,206	3,161	-1.4 %
2024	September	2,665	2,947	10.6 %
2024	October	1,458	1,522	4.4 %
2024	November	1,259	1,295	2.9 %
2024	December	801	909	13.5 %
2025	January	904	968	7.1 %
2025	February	1,209	1,066	-11.8 %
2025	March	1,656	1,314	-20.7 %
2025	April	2,162	2,452	13.4 %
2025	May	3,362	3,390	0.8 %
Total		26,625	25,535	-4.1 %

Coach Metres

Year	Month	Last Year	This Year	Variance %
2024	June	211.0	187.5	-11.1 %
2024	July	209.0	215.0	2.9 %
2024	August	145.1	75.0	-48.3 %
2024	September	175.0	285.5	63.1 %
2024	October	25.0	47.1	88.4 %
2024	November	13.0	0.0	-100.0 %
2024	December	21.0	0.0	-100.0 %
2025	January	0.0	0.0	0.0 %
2025	February	0.0	0.0	0.0 %
2025	March	29.0	0.0	-100.0 %
2025	April	51.0	37.0	-27.5 %
2025	May	69.7	18.0	-74.2 %
Total		948.8	865.1	-8.8 %

Commercial Vehicle Metres

Year	Month	Last Year	This Year	Variance %
2024	June	1,417.4	639.5	-54.9 %
2024	July	1,144.3	604.5	-47.2 %
2024	August	737.7	1,130.2	53.2 %
2024	September	808.5	836.5	3.5 %
2024	October	610.5	676.6	10.8 %
2024	November	553.0	745.0	34.7 %
2024	December	454.5	606.5	33.4 %
2025	January	786.0	707.5	-10.0 %
2025	February	628.0	561.7	-10.6 %
2025	March	654.0	605.0	-7.5 %
2025	April	898.5	1,109.7	23.5 %
2025	May	835.0	976.3	16.9 %
Total		9,527.3	9,199.0	-3.4 %

Mallaig - Lochboisdale

Contractual Carrying Groups



This Month YoY

2,182

LY: 2,197 (-0.7%)

YoY

22,140

LY: 27,979 (-20.9%)



This Month YoY

953

LY: 987 (-3.4%)

YoY

9,483

LY: 11,376 (-16.6%)



This Month YoY

22.0

LY: 12.6 (+74.6%)

YoY

191.6

LY: 294.7 (-35%)



This Month YoY

421.4

LY: 329.9 (+27.7%)

YoY

2.0K

LY: 3.7K (-45.1%)

Passengers				
Year	Month	Last Year	This Year	Variance %
2024	June	668	5,456	716.8 %
2024	July	7,915	7,091	-10.4 %
2024	August	6,744	3,014	-55.3 %
2024	September	4,185	2,882	-31.1 %
2024	October	2,150	300	-86.0 %
2024	November	196	82	-58.2 %
2024	December	417	421	1.0 %
2025	January		253	
2025	February	674		-100.0 %
2025	March	1,126		-100.0 %
2025	April	1,707	459	-73.1 %
2025	May	2,197	2,182	-0.7 %
Total		27,979	22,140	-20.9 %

Cars				
Year	Month	Last Year	This Year	Variance %
2024	June	249	2,470	892.0 %
2024	July	2,759	2,693	-2.4 %
2024	August	2,599	1,213	-53.3 %
2024	September	1,867	1,405	-24.7 %
2024	October	934	135	-85.5 %
2024	November	106	44	-58.5 %
2024	December	234	216	-7.7 %
2025	January		156	0.0 %
2025	February	321		-100.0 %
2025	March	526		-100.0 %
2025	April	794	198	-75.1 %
2025	May	987	953	-3.4 %
Total		11,376	9,483	-16.6 %

Coach Metres				
Year	Month	Last Year	This Year	Variance %
2024	June	6.2	100.6	1527.8 %
2024	July	68.0	21.5	-68.4 %
2024	August	131.8	0.0	-100.0 %
2024	September	43.5	47.5	9.2 %
2024	October	12.0	0.0	-100.0 %
2024	November	6.6	0.0	-100.0 %
2024	December	0.0	0.0	0.0 %
2025	January		0.0	0.0 %
2025	February	0.0		0.0 %
2025	March	0.0		0.0 %
2025	April	14.0	0.0	-100.0 %
2025	May	12.6	22.0	74.6 %
Total		294.7	191.6	-35.0 %

Commercial Vehicle Metres				
Year	Month	Last Year	This Year	Variance %
2024	June	106.0	415.9	292.4 %
2024	July	488.0	294.1	-39.7 %
2024	August	427.5	260.2	-39.1 %
2024	September	576.8	388.1	-32.7 %
2024	October	339.2	32.8	-90.3 %
2024	November	45.5	24.0	-47.3 %
2024	December	140.2	74.0	-47.2 %
2025	January		17.0	0.0 %
2025	February	902.5		-100.0 %
2025	March	84.4		-100.0 %
2025	April	223.0	83.6	-62.5 %
2025	May	329.9	421.4	27.7 %
Total		3,663.0	2,011.0	-45.1 %

Oban - Castlebay/Lochboisdale

Contractual Carrying Groups



This Month YoY

7,702

LY: 7,090 (+8.6%)

YoY

52,021

LY: 48,761 (+6.7%)



This Month YoY

3,118

LY: 2,635 (+18.3%)

YoY

20,663

LY: 19,435 (+6.3%)



This Month YoY

21.5

LY: 14.0 (+53.6%)

YoY

122.3

LY: 184.5 (-33.7%)



This Month YoY

1.7K

LY: 1.4K (+22.2%)

YoY

17.1K

LY: 15.4K (+11.7%)

Passengers				
Year	Month	Last Year	This Year	Variance %
2024	June	6,189	6,039	-2.4 %
2024	July	8,661	7,555	-12.8 %
2024	August	6,860	8,451	23.2 %
2024	September	4,593	5,039	9.7 %
2024	October	2,924	2,669	-8.7 %
2024	November	2,355	1,681	-28.6 %
2024	December	1,796	1,657	-7.7 %
2025	January	1,621	1,616	-0.3 %
2025	February	1,213	1,184	-2.4 %
2025	March	1,932	2,124	9.9 %
2025	April	3,527	6,304	78.7 %
2025	May	7,090	7,702	8.6 %
Total		48,761	52,021	6.7 %

Cars				
Year	Month	Last Year	This Year	Variance %
2024	June	2,420	2,114	-12.6 %
2024	July	2,998	2,438	-18.7 %
2024	August	2,335	3,109	33.1 %
2024	September	1,843	2,114	14.7 %
2024	October	1,314	1,190	-9.4 %
2024	November	1,256	859	-31.6 %
2024	December	876	767	-12.4 %
2025	January	834	838	0.5 %
2025	February	627	565	-9.9 %
2025	March	902	1,008	11.8 %
2025	April	1,395	2,543	82.3 %
2025	May	2,635	3,118	18.3 %
Total		19,435	20,663	6.3 %

Coach Metres				
Year	Month	Last Year	This Year	Variance %
2024	June	24.8	0.0	-100.0 %
2024	July	41.0	12.0	-70.7 %
2024	August	0.0	27.5	0.0 %
2024	September	15.2	26.1	71.7 %
2024	October	25.0	23.2	-7.2 %
2024	November	13.2	0.0	-100.0 %
2024	December	7.0	0.0	-100.0 %
2025	January	6.5	0.0	-100.0 %
2025	February	0.0	12.0	0.0 %
2025	March	6.6	0.0	-100.0 %
2025	April	31.2	0.0	-100.0 %
2025	May	14.0	21.5	53.6 %
Total		184.5	122.3	-33.7 %

Commercial Vehicle Metres				
Year	Month	Last Year	This Year	Variance %
2024	June	1,336.0	1,104.1	-17.4 %
2024	July	1,430.0	1,012.4	-29.2 %
2024	August	1,746.7	1,729.4	-1.0 %
2024	September	1,423.3	1,708.8	20.1 %
2024	October	1,195.7	958.2	-19.9 %
2024	November	1,777.5	1,537.3	-13.5 %
2024	December	1,187.2	1,013.3	-14.6 %
2025	January	888.4	1,112.3	25.2 %
2025	February	912.1	1,072.3	17.6 %
2025	March	1,149.1	2,302.6	100.4 %
2025	April	899.7	1,873.2	108.2 %
2025	May	1,408.6	1,721.0	22.2 %
Total		15,354.3	17,144.9	11.7 %



Cars



Ardmhor (Barra) - Eriskay

Year	Month	Last Year	This Year	Var %
2024	June	1,492	1,528	2.4 %
2024	July	1,245	1,592	27.9 %
2024	August	1,290	1,939	50.3 %
2024	September	971	1,389	43.0 %
2024	October	586	822	40.3 %
2024	November	561	672	19.8 %
2024	December	355	360	1.4 %
2025	January	466	616	32.2 %
2025	February	527	700	32.8 %
2025	March	761	866	13.8 %
2025	April	1,158	1,536	32.6 %
2025	May	1,292	1,912	48.0 %
Total		10,704	13,932	30.2 %

Mallaig - Lochboisdale


Year	Month	Last Year	This Year	Var %
2024	June	163	1,889	1058.9 %
2024	July	2,130	2,272	6.7 %
2024	August	1,901	978	-48.6 %
2024	September	1,446	1,131	-21.8 %
2024	October	708	106	-85.0 %
2024	November	80	33	-58.8 %
2024	December	184	187	1.6 %
2025	January		137	0.0 %
2025	February	294		-100.0 %
2025	March	423		-100.0 %
2025	April	662	160	-75.8 %
2025	May	1,087	748	-31.2 %
Total		9,078	7,641	-15.8 %

Oban - Castlebay/Lochboisdale

Year	Month	Last Year	This Year	Var %
2024	June	1,107	1,664	50.3 %
2024	July	1,854	2,030	9.5 %
2024	August	1,203	2,179	81.1 %
2024	September	1,088	1,410	29.6 %
2024	October	988	896	-9.3 %
2024	November	972	615	-36.7 %
2024	December	741	627	-15.4 %
2025	January	688	619	-10.0 %
2025	February	519	415	-20.0 %
2025	March	727	732	0.7 %
2025	April	1,223	1,857	51.8 %
2025	May	1,792	2,112	17.9 %
Total		12,902	15,156	17.5 %



LGVs




Ardmhor (Barra) - Eriskay				
Year	Month	Last Year	This Year	Var %
2024	June	166	167	0.6 %
2024	July	126	185	46.8 %
2024	August	145	211	45.5 %
2024	September	103	211	104.9 %
2024	October	105	151	43.8 %
2024	November	165	158	-4.2 %
2024	December	119	99	-16.8 %
2025	January	138	178	29.0 %
2025	February	158	203	28.5 %
2025	March	218	248	13.8 %
2025	April	203	279	37.4 %
2025	May	165	228	38.2 %
Total		1,811	2,318	28.0 %

Mallaig - Lochboisdale				
Year	Month	Last Year	This Year	Var %
2024	June	22	183	731.8 %
2024	July	148	146	-1.4 %
2024	August	154	66	-57.1 %
2024	September	124	114	-8.1 %
2024	October	78	10	-87.2 %
2024	November	15	9	-40.0 %
2024	December	23	14	-39.1 %
2025	January		5	0.0 %
2025	February	42		-100.0 %
2025	March	51		-100.0 %
2025	April	56	11	-80.4 %
2025	May	102	53	-48.0 %
Total		815	611	-25.0 %

Oban - Castlebay/Lochboisdale				
Year	Month	Last Year	This Year	Var %
2024	June	140	153	9.3 %
2024	July	163	160	-1.8 %
2024	August	129	144	11.6 %
2024	September	117	183	56.4 %
2024	October	129	126	-2.3 %
2024	November	151	135	-10.6 %
2024	December	86	98	14.0 %
2025	January	79	123	55.7 %
2025	February	88	81	-8.0 %
2025	March	109	141	29.4 %
2025	April	139	233	67.6 %
2025	May	194	200	3.1 %
Total		1,524	1,777	16.6 %



Motorhomes



Ardmhor (Barra) - Eriskay				
Year	Month	Last Year	This Year	Var %
2024	June	358	415	15.9 %
2024	July	210	358	70.5 %
2024	August	234	390	66.7 %
2024	September	256	416	62.5 %
2024	October	49	69	40.8 %
2024	November	13	18	38.5 %
2024	December	3	10	233.3 %
2025	January	13	4	-69.2 %
2025	February	8	11	37.5 %
2025	March	51	38	-25.5 %
2025	April	212	322	51.9 %
2025	May	513	775	51.1 %
Total		1,920	2,826	47.2 %

Mallaig - Lochboisdale				
Year	Month	Last Year	This Year	Var %
2024	June	15	226	1406.7 %
2024	July	161	205	27.3 %
2024	August	202	76	-62.4 %
2024	September	202	151	-25.2 %
2024	October	29	6	-79.3 %
2024	November	0	3	0.0 %
2024	December	4	6	50.0 %
2025	January		6	0.0 %
2025	February	1		-100.0 %
2025	March	27		-100.0 %
2025	April	37	16	-56.8 %
2025	May	144	116	-19.4 %
Total		822	811	-1.3 %

Oban - Castlebay/Lochboisdale				
Year	Month	Last Year	This Year	Var %
2024	June	244	459	88.1 %
2024	July	307	416	35.5 %
2024	August	236	449	90.3 %
2024	September	281	385	37.0 %
2024	October	64	80	25.0 %
2024	November	26	23	-11.5 %
2024	December	11	7	-36.4 %
2025	January	17	10	-41.2 %
2025	February	15	12	-20.0 %
2025	March	49	52	6.1 %
2025	April	245	418	70.6 %
2025	May	697	791	13.5 %
Total		2,192	3,102	41.5 %




Reliability & Punctuality



Reliability

Route		Ardmhor (Barra) - Eriskay		Mallaig - Lochboisdale		Oban - Castlebay/Lochboisdale	
Year	Month	Contractual	Actual	Contractual	Actual	Contractual	Actual
2024	June	96.6%	95.3%	100.0%	89.3%	100.0%	96.7%
	July	95.8%	95.5%	100.0%	89.3%	100.0%	96.8%
	August	98.7%	94.7%	53.5%	43.0%	100.0%	96.8%
	September	98.7%	91.9%	100.0%	65.5%	100.0%	96.7%
	October	98.3%	81.0%	100.0%	9.4%	100.0%	80.4%
	November	100.0%	87.7%	100.0%	25.0%	56.4%	43.6%
	December	99.6%	77.1%	59.5%	28.6%	100.0%	84.1%
2025	January	98.5%	88.8%	100.0%	75.0%	100.0%	81.3%
	February	99.2%	75.8%	100.0%	100.0%	85.5%	47.4%
	March	89.8%	82.7%	100.0%	0.0%	100.0%	55.7%
	April	100.0%	99.3%	63.2%	31.6%	100.0%	98.9%
	May	100.0%	98.1%	100.0%	63.0%	96.7%	90.0%
Total		97.9%	89.4%	86.9%	56.3%	94.3%	79.5%



Punctuality

Route		Ardmhor (Barra) - Eriskay		Mallaig - Lochboisdale		Oban - Castlebay/Lochboisdale	
Year	Month	Contractual	Actual	Contractual	Actual	Contractual	Actual
2024	June	99.6%	99.3%	98.7%	85.3%	96.6%	84.5%
	July	98.0%	95.6%	97.3%	78.7%	93.3%	83.3%
	August	100.0%	100.0%	89.2%	75.7%	96.7%	85.0%
	September	100.0%	100.0%	98.2%	76.4%	100.0%	93.1%
	October	100.0%	98.8%	100.0%	16.7%	100.0%	84.4%
	November	100.0%	98.8%	100.0%	50.0%	97.1%	97.1%
	December	99.5%	97.5%	100.0%	66.7%	94.6%	70.3%
2025	January	99.6%	98.3%	100.0%	100.0%	96.9%	75.4%
	February	100.0%	97.9%	100.0%	100.0%	88.9%	55.6%
	March	99.6%	97.4%	100.0%	100.0%	100.0%	55.1%
	April	99.7%	98.6%	100.0%	33.3%	95.6%	86.8%
	May	100.0%	100.0%	100.0%	51.7%	92.6%	86.4%
Total		99.6%	98.6%	97.4%	73.5%	96.0%	81.0%



Reliability & Punctuality Summary

Summary of Scheduled, Operated, Cancelled & Diverted Sailings
by Route & Leg

Year	Month	Route	Leg	Operated Sailings	Scheduled Sailings	Additional Sailings	Cancelled Sailings	Diverted Sailings
2025	May	Ardmhor (Barra) - Eriskay		0		0		0
2025	May	Ardmhor (Barra) - Eriskay	Ardmhor-Eriskay	181	154	30	3	0
2025	May	Ardmhor (Barra) - Eriskay	Eriskay-Ardmhor	181	154	30	3	0
2025	May	Mallaig - Lochboisdale	Lochboisdale-Mallaig	10	14	0	4	0
2025	May	Mallaig - Lochboisdale	Lochboisdale-Oban	9	9	0	0	9
2025	May	Mallaig - Lochboisdale	Mallaig-Lochboisdale	10	23	0	13	0
2025	May	Oban - Castlebay/Lochboisdale	Castlebay-Oban	29	31	0	2	0
2025	May	Oban - Castlebay/Lochboisdale	Lochboisdale-Oban	11	14	0	3	1
2025	May	Oban - Castlebay/Lochboisdale	Oban-Castlebay	29	30	0	1	0
2025	May	Oban - Castlebay/Lochboisdale	Oban-Lochboisdale	20	15	8	3	2
Total				480	444	68	32	12



Reliability & Punctuality Summary

Summary of Cancellations, Lateness & Relief Events
by Route & Leg

Year	Month	Route	Leg	Cancelled Sailings	Cancelled (Relief)	Cancelled (No Relief)	On Time	Level 1 Late	Level 1 (Relief)	Level 1 (No Relief)	Level 2 Late	Level 2 (Relief)	Level 2 (No Relief)
2025	May	Ardmhor (Barra) - Eriskay	Ardmhor-Eriskay	3	3	0	151	0	0	0	0	0	0
2025	May	Ardmhor (Barra) - Eriskay	Eriskay-Ardmhor	3	3	0	151	0	0	0	0	0	0
2025	May	Mallaig - Lochboisdale	Lochboisdale-Mallaig	4	4	0	9	1	1	0	0	0	0
2025	May	Mallaig - Lochboisdale	Lochboisdale-Oban	0	0	0	3	1	1	0	5	5	0
2025	May	Mallaig - Lochboisdale	Mallaig-Lochboisdale	13	13	0	3	6	6	0	1	1	0
2025	May	Oban - Castlebay/Lochboisdale	Castlebay-Oban	2	0	2	24	1	0	1	4	0	4
2025	May	Oban - Castlebay/Lochboisdale	Lochboisdale-Oban	3	3	0	11	0	0	0	0	0	0
2025	May	Oban - Castlebay/Lochboisdale	Oban-Castlebay	1	0	1	25	0	0	0	4	3	1
2025	May	Oban - Castlebay/Lochboisdale	Oban-Lochboisdale	3	3	0	10	0	0	0	2	2	0
Total				32	29	3	387	9	8	1	16	11	5