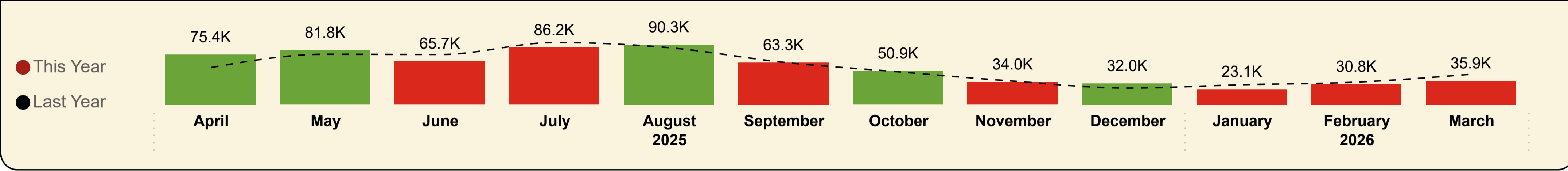




Shipped Passengers

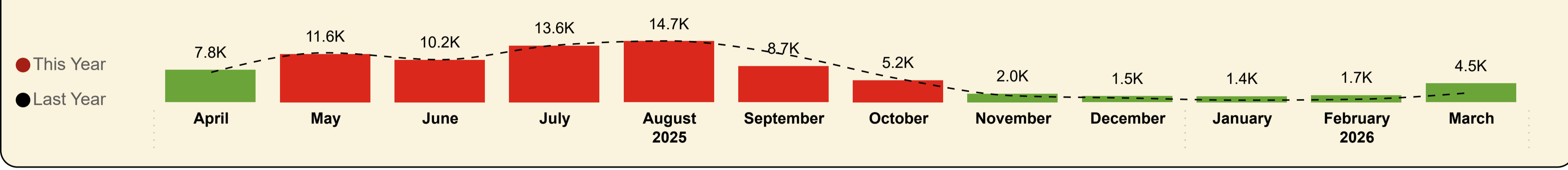
Ardrossan - Brodick



This Month YoY  
**35,909**  
LY: 45,829 (-21.65%)

YoY  
**669,614**  
LY: 669,519 (+0%)

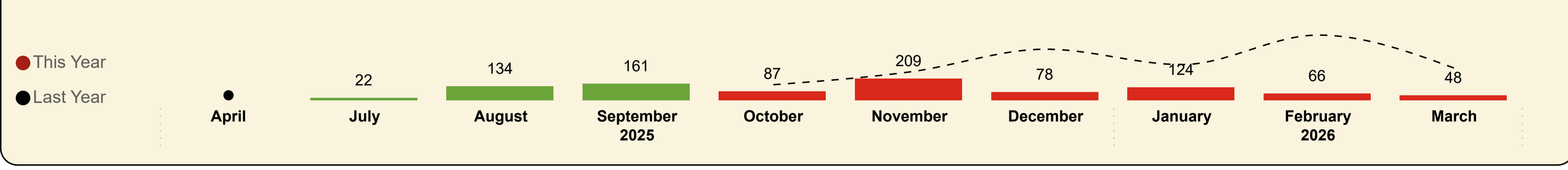
Claonaig - Lochranza



This Month YoY  
**4,533**  
LY: 2,305 (+96.66%)

YoY  
**82,862**  
LY: 80,939 (+2.4%)

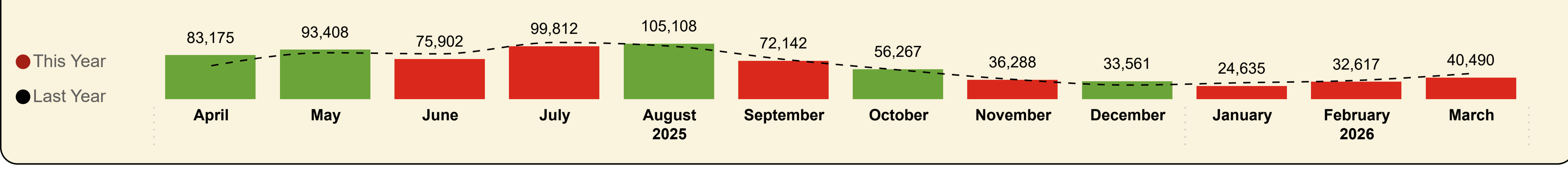
Tarbert LF - Lochranza



This Month YoY  
**48**  
LY: 309 (-84.47%)

YoY  
**929**  
LY: 2,238 (-58.5%)

Arran Total



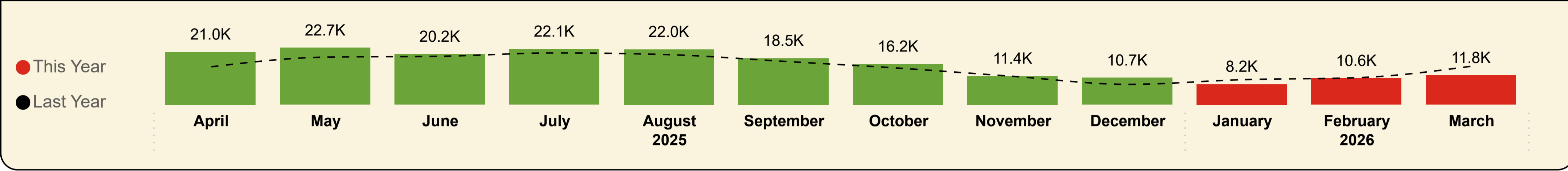
This Month YoY  
**40,490**  
LY: 48,443 (-16.42%)

YoY  
**753,405**  
LY: 752,696 (+0.1%)



Shipped Cars

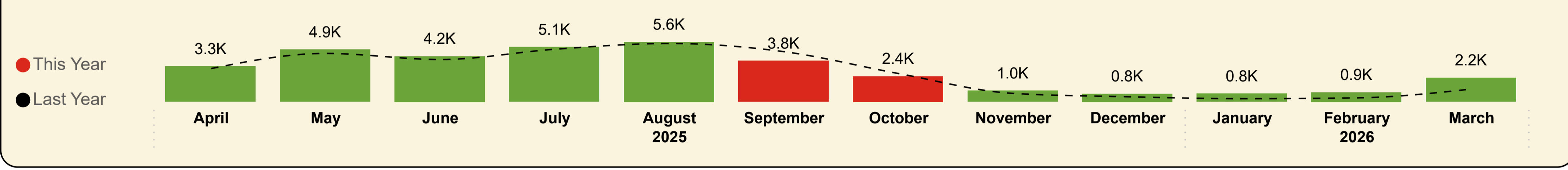
Ardrossan - Brodick



This Month YoY  
**11,751**  
LY: 15,339 (-23.39%)

YoY  
**195,448**  
LY: 181,187 (+7.9%)

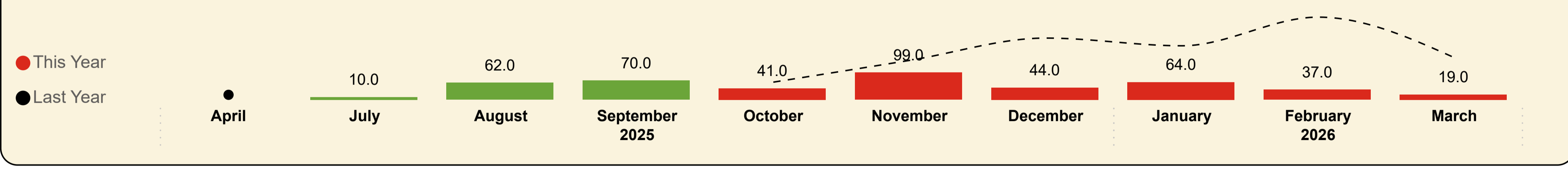
Claonaig - Lochranza



This Month YoY  
**2,227**  
LY: 1,189 (+87.3%)

YoY  
**34,865**  
LY: 32,185 (+8.3%)

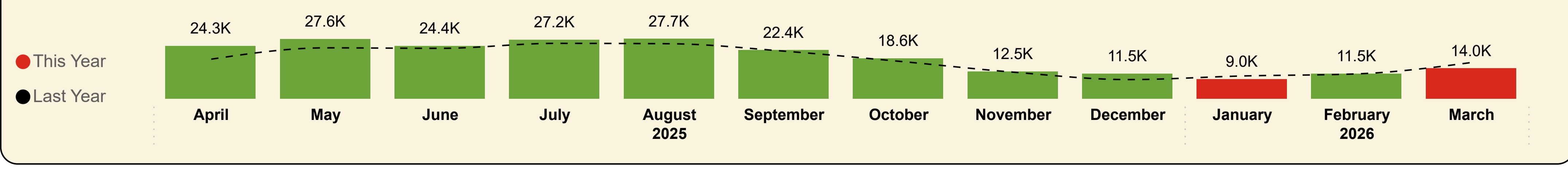
Tarbert LF - Lochranza



This Month YoY  
**19**  
LY: 153 (-87.58%)

YoY  
**446**  
LY: 1,098 (-59.4%)

Arran Total



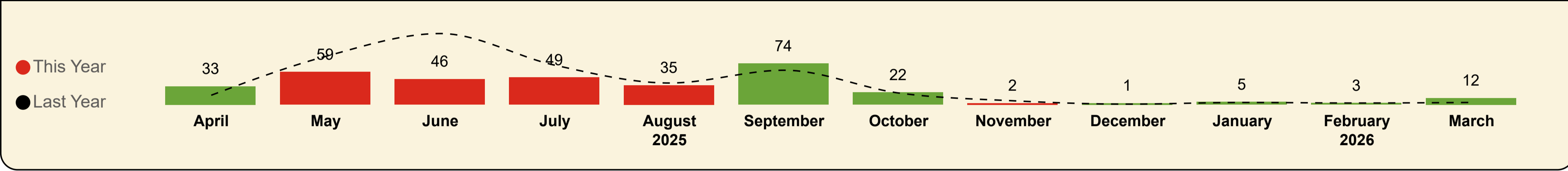
This Month YoY  
**13,997**  
LY: 16,681 (-16.09%)

YoY  
**230,759**  
LY: 214,470 (+7.6%)



Shipped Coaches

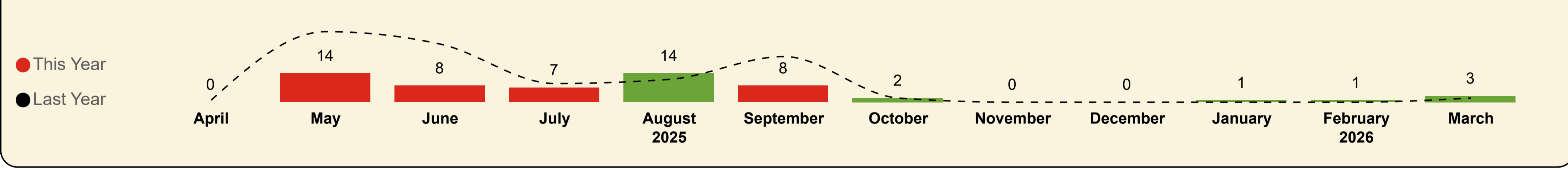
Ardrossan - Brodick



This Month YoY  
**12**  
LY: 4 (+200%)

YoY  
**341**  
LY: 444 (-23.2%)

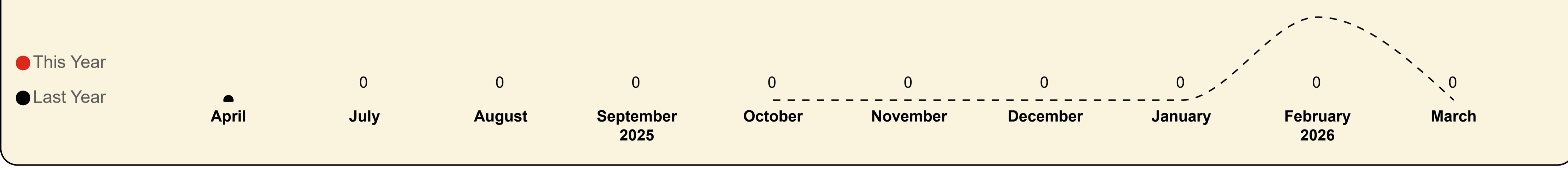
Claonaig - Lochranza



This Month YoY  
**3**  
LY: 2 (+50%)

YoY  
**58**  
LY: 109 (-46.8%)

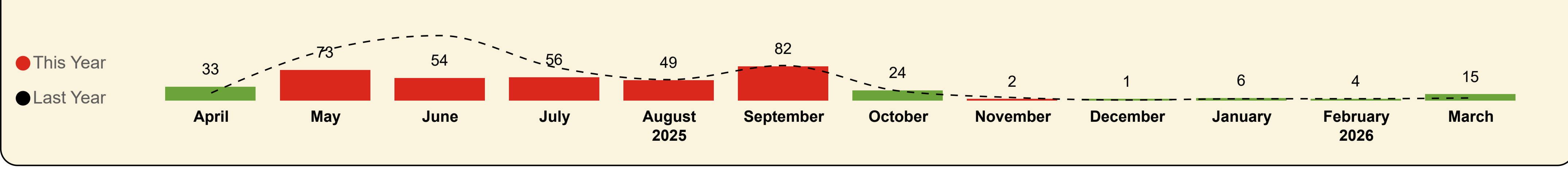
Tarbert LF - Lochranza



This Month YoY  
**0**  
LY: 0

YoY  
**0**  
LY: 1 (-100%)

Arran Total



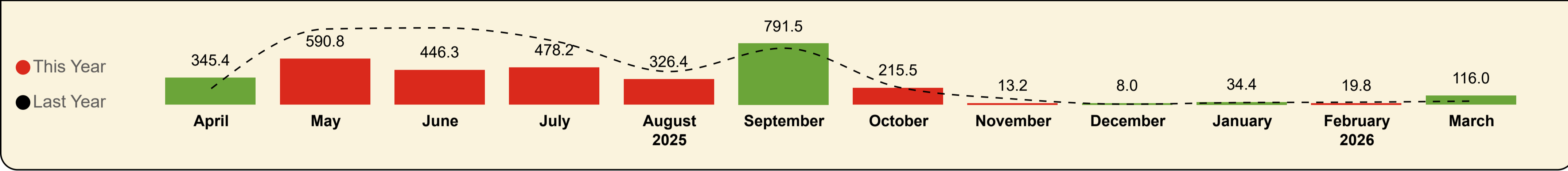
This Month YoY  
**15**  
LY: 6 (+150%)

YoY  
**399**  
LY: 554 (-28%)



### Shipped Coach Metres

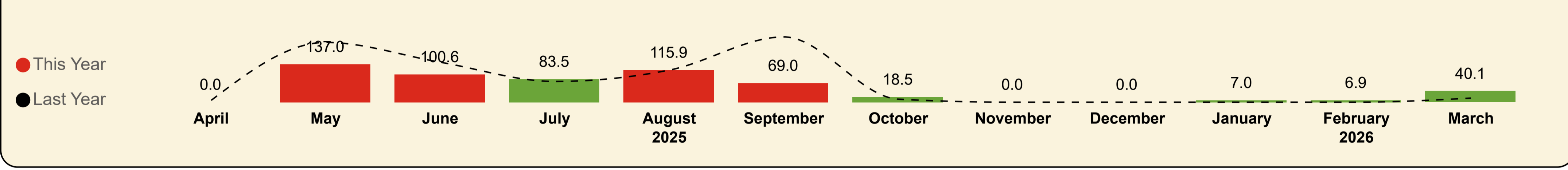
#### Ardrossan - Brodick



**This Month YoY**  
**116.0**  
LY: 46.0 (+152.2%)

**YoY**  
**3.4K**  
LY: 4.5K (-25.6%)

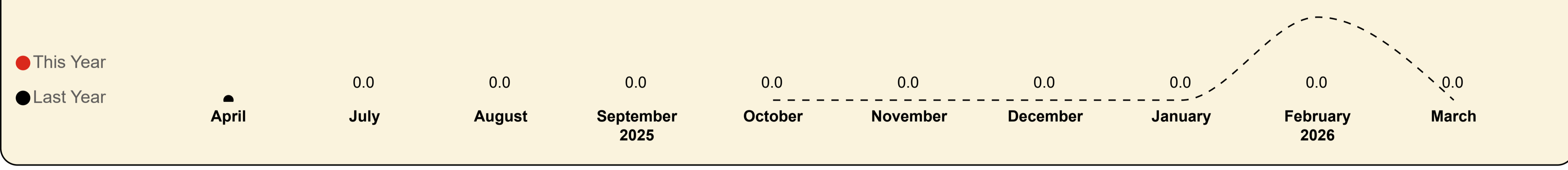
#### Claonaig - Lochranza



**This Month YoY**  
**40.1**  
LY: 14.8 (+170.9%)

**YoY**  
**578.5**  
LY: 819.8 (-29.4%)

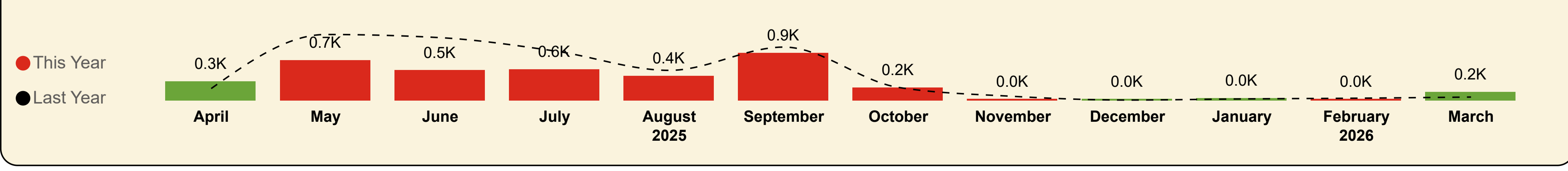
#### Tarbert LF - Lochranza



**This Month YoY**  
**0.0**  
LY: 0.0

**YoY**  
**0.0**  
LY: 8.0 (-100%)

#### Arran Total




**This Month YoY**  
**156.1**  
LY: 60.8 (+156.7%)

**YoY**  
**4.0K**  
LY: 5.4K (-26.3%)



Shipped Commercial Vehicles

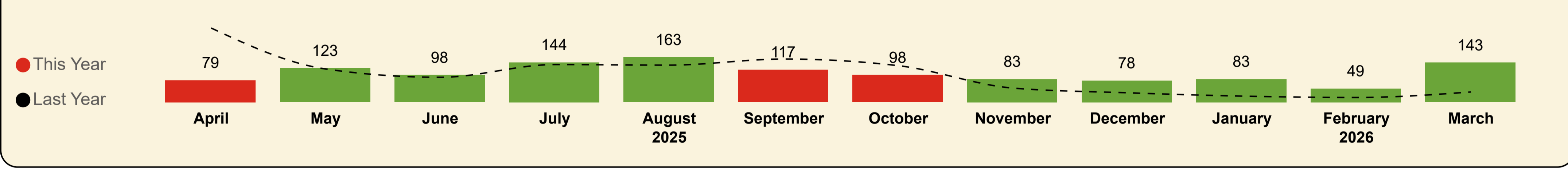
Ardrossan - Brodick



This Month YoY  
**599**  
LY: 852 (-29.7%)

YoY  
**9,058**  
LY: 9,141 (-0.9%)

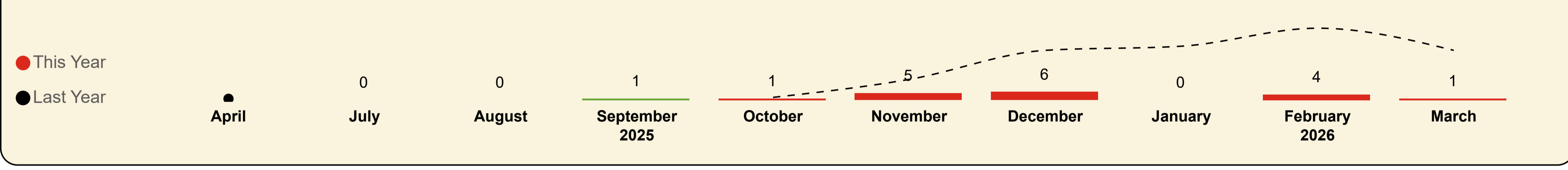
Claonaig - Lochranza



This Month YoY  
**143**  
LY: 37 (+286.5%)

YoY  
**1,258**  
LY: 1,197 (+5.1%)

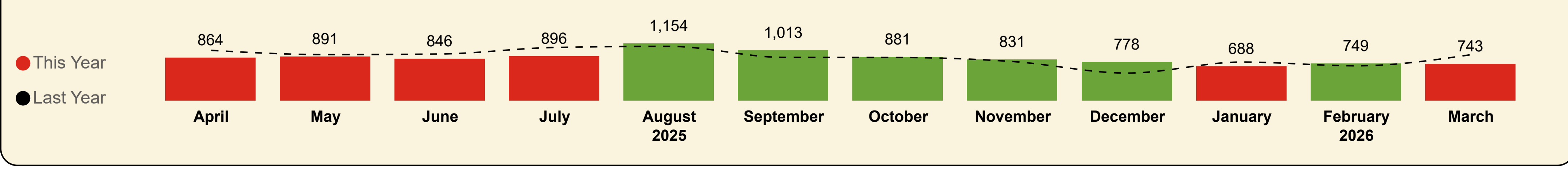
Tarbert LF - Lochranza



This Month YoY  
**1**  
LY: 36 (-97.2%)

YoY  
**18**  
LY: 181 (-90.1%)

Arran Total




This Month YoY  
**743**  
LY: 925 (-19.7%)

YoY  
**10,334**  
LY: 10,519 (-1.8%)



Shipped Commercial Vehicle Metres

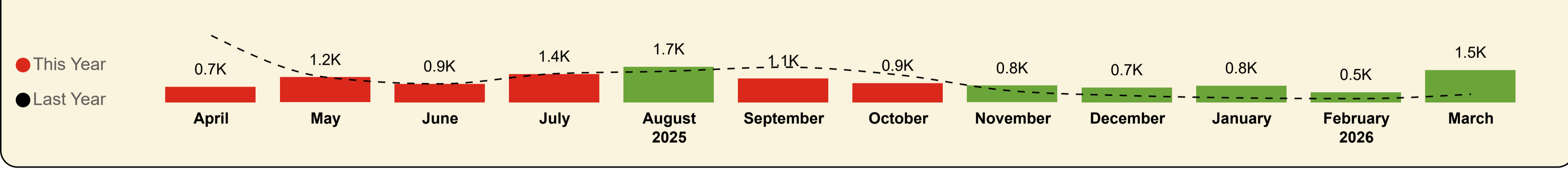
Ardrossan - Brodick



This Month YoY  
**6.5K**  
LY: 9.0K (-27.1%)

YoY  
**97.6K**  
LY: 101.0K (-3.3%)

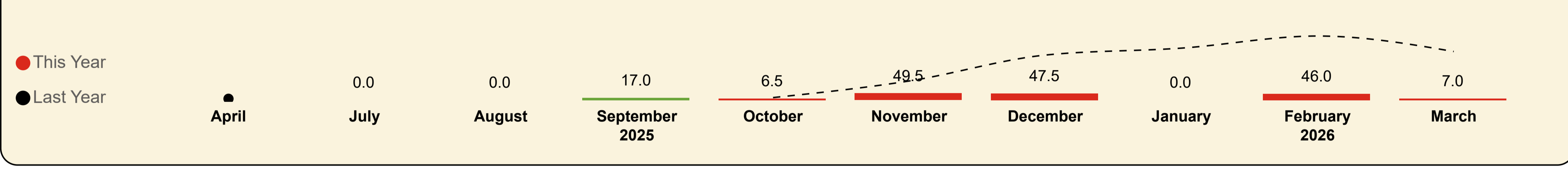
Claonaig - Lochranza



This Month YoY  
**1.5K**  
LY: 383.8 (+303.6%)

YoY  
**12.3K**  
LY: 12.8K (-4.1%)

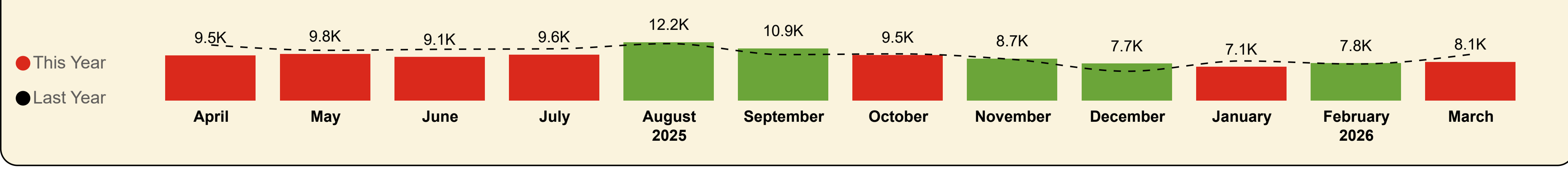
Tarbert LF - Lochranza



This Month YoY  
**7.0**  
LY: 351.5 (-98%)

YoY  
**173.5**  
LY: 1.7K (-89.7%)

Arran Total



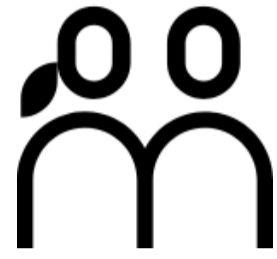
This Month YoY  
**8.1K**  
LY: 9.7K (-16.6%)

YoY  
**110.1K**  
LY: 115.5K (-4.7%)



Arran Total

Contractual Carrying Groups



<b>This Month YoY</b>	<b>YoY</b>
<b>40,490</b>	<b>753,405</b>
LY: 48,443 (-16.4%)	LY: 752,696 (+0.1%)

Passengers



<b>This Month YoY</b>	<b>YoY</b>
<b>13,997</b>	<b>230,759</b>
LY: 16,681 (-16.1%)	LY: 214,470 (+7.6%)

Cars



<b>This Month YoY</b>	<b>YoY</b>
<b>156.10</b>	<b>3.96K</b>
LY: 60.80 (+156.7%)	LY: 5.38K (-26.3%)

Coach Metres



<b>This Month YoY</b>	<b>YoY</b>
<b>8.08K</b>	<b>110.09K</b>
LY: 9.69K (-16.6%)	LY: 115.50K (-4.7%)

Commercial Vehicle Metres

Year	Month	Last Year	This Year	Variance
2025	April	63,120	83,175	31.8%
2025	May	87,714	93,408	6.5%
2025	June	85,661	75,902	-11.4%
2025	July	107,214	99,812	-6.9%
2025	August	100,352	105,108	4.7%
2025	September	75,164	72,142	-4.0%
2025	October	55,164	56,267	2.0%
2025	November	37,223	36,288	-2.5%
2025	December	26,484	33,561	26.7%
2026	January	30,862	24,635	-20.2%
2026	February	35,295	32,617	-7.6%
2026	March	48,443	40,490	-16.4%
<b>Total</b>		<b>752,696</b>	<b>753,405</b>	<b>0.1%</b>

Year	Month	Last Year	This Year	Variance
2025	April	18,213	24,298	33.4%
2025	May	23,444	27,553	17.5%
2025	June	23,221	24,411	5.1%
2025	July	25,515	27,235	6.7%
2025	August	25,346	27,650	9.1%
2025	September	21,916	22,409	2.2%
2025	October	17,251	18,599	7.8%
2025	November	12,219	12,526	2.5%
2025	December	8,786	11,537	31.3%
2026	January	10,453	9,047	-13.5%
2026	February	11,425	11,497	0.6%
2026	March	16,681	13,997	-16.1%
<b>Total</b>		<b>214,470</b>	<b>230,759</b>	<b>7.6%</b>

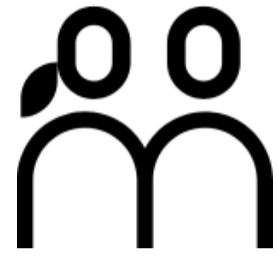
Year	Month	Last Year	This Year	Variance
2025	April	214.2	345.4	61.3%
2025	May	1,189.5	727.8	-38.8%
2025	June	1,132.5	546.9	-51.7%
2025	July	892.4	561.7	-37.1%
2025	August	542.6	442.3	-18.5%
2025	September	962.4	860.5	-10.6%
2025	October	235.0	234.0	-0.4%
2025	November	73.9	13.2	-82.1%
2025	December	6.5	8.0	23.1%
2026	January	27.2	41.4	52.3%
2026	February	40.3	26.7	-33.7%
2026	March	60.8	156.1	156.7%
<b>Total</b>		<b>5,377.2</b>	<b>3,963.9</b>	<b>-26.3%</b>

Year	Month	Last Year	This Year	Variance
2025	April	11,647.1	9,478.7	-18.6%
2025	May	10,529.5	9,776.5	-7.2%
2025	June	10,743.6	9,128.4	-15.0%
2025	July	10,852.0	9,606.5	-11.5%
2025	August	11,934.8	12,201.0	2.2%
2025	September	9,624.9	10,907.8	13.3%
2025	October	9,780.3	9,545.4	-2.4%
2025	November	8,613.4	8,749.5	1.6%
2025	December	6,130.9	7,742.2	26.3%
2026	January	8,293.1	7,051.3	-15.0%
2026	February	7,655.8	7,821.2	2.2%
2026	March	9,693.2	8,082.4	-16.6%
<b>Total</b>		<b>115,498.6</b>	<b>110,090.9</b>	<b>-4.7%</b>



### Ardrossan - Brodick (Route Total)

### Contractual Carrying Groups



<b>This Month YoY</b>	<b>YoY</b>
<b>35,909</b>	<b>669,614</b>
LY: 45,829 (-21.6%)	LY: 669,519 (+0%)

#### Passengers

Year	Month	Last Year	This Year	Variance
2025	April	55,884	75,412	34.9%
2025	May	75,841	81,835	7.9%
2025	June	75,437	65,710	-12.9%
2025	July	93,542	86,207	-7.8%
2025	August	85,633	90,293	5.4%
2025	September	63,648	63,325	-0.5%
2025	October	49,363	50,932	3.2%
2025	November	35,384	34,046	-3.8%
2025	December	24,979	32,012	28.2%
2026	January	30,026	23,094	-23.1%
2026	February	33,953	30,839	-9.2%
2026	March	45,829	35,909	-21.6%
<b>Total</b>		<b>669,519</b>	<b>669,614</b>	<b>0.0%</b>



<b>This Month YoY</b>	<b>YoY</b>
<b>11,751</b>	<b>195,448</b>
LY: 15,339 (-23.4%)	LY: 181,187 (+7.9%)

#### Cars

Year	Month	Last Year	This Year	Variance
2025	April	15,105	21,000	39.0%
2025	May	18,952	22,702	19.8%
2025	June	19,295	20,186	4.6%
2025	July	20,632	22,133	7.3%
2025	August	19,930	22,034	10.6%
2025	September	17,262	18,538	7.4%
2025	October	14,565	16,190	11.2%
2025	November	11,294	11,389	0.8%
2025	December	8,092	10,742	32.7%
2026	January	9,964	8,214	-17.6%
2026	February	10,757	10,569	-1.7%
2026	March	15,339	11,751	-23.4%
<b>Total</b>		<b>181,187</b>	<b>195,448</b>	<b>7.9%</b>



<b>This Month YoY</b>	<b>YoY</b>
<b>116.00</b>	<b>3.39K</b>
LY: 46.00 (+152.2%)	LY: 4.55K (-25.6%)

#### Coach Metres

Year	Month	Last Year	This Year	Variance
2025	April	207.50	345.40	66.5%
2025	May	973.50	590.76	-39.3%
2025	June	988.00	446.30	-54.8%
2025	July	817.40	478.15	-41.5%
2025	August	426.56	326.43	-23.5%
2025	September	726.50	791.46	8.9%
2025	October	224.10	215.50	-3.8%
2025	November	73.86	13.20	-82.1%
2025	December	6.50	8.00	23.1%
2026	January	27.20	34.42	26.5%
2026	February	32.30	19.80	-38.7%
2026	March	46.00	116.00	152.2%
<b>Total</b>		<b>4,549.42</b>	<b>3,385.42</b>	<b>-25.6%</b>



<b>This Month YoY</b>	<b>YoY</b>
<b>6.53K</b>	<b>97.64K</b>
LY: 8.96K (-27.1%)	LY: 101.02K (-3.3%)

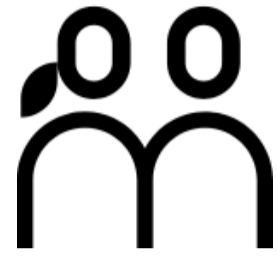
#### Commercial Vehicle Metres

Year	Month	Last Year	This Year	Variance
2025	April	8,421.10	8,738.20	3.8%
2025	May	9,325.00	8,573.59	-8.1%
2025	June	9,858.60	8,247.90	-16.3%
2025	July	9,478.20	8,254.98	-12.9%
2025	August	10,442.40	10,494.00	0.5%
2025	September	7,936.90	9,746.55	22.8%
2025	October	8,443.80	8,620.20	2.1%
2025	November	7,935.90	7,899.45	-0.5%
2025	December	5,486.40	6,986.60	27.3%
2026	January	7,711.12	6,259.55	-18.8%
2026	February	7,021.25	7,295.24	3.9%
2026	March	8,957.90	6,526.20	-27.1%
<b>Total</b>		<b>101,018.57</b>	<b>97,642.46</b>	<b>-3.3%</b>



### Sailings to/from Troon

### Contractual Carrying Groups



This Month YoY

**15,883**

LY: 45,829 (-65.3%)

YoY

**530,796**

LY: 286,461 (+85.3%)

This Month YoY

**5,787**

LY: 15,339 (-62.3%)

YoY

**156,118**

LY: 98,253 (+58.9%)

This Month YoY

**40.00**

LY: 46.00 (-13%)

YoY

**2.94K**

LY: 382.60 (+667.6%)

This Month YoY

**3.40K**

LY: 8.96K (-62%)

YoY

**74.50K**

LY: 50.95K (+46.2%)

### Passengers

### Cars

### Coach Metres

### Commercial Vehicle Metres

Year	Month	Last Year	This Year	Variance
2025	April	18,250	75,412	313.2%
2025	May	24,222	81,835	237.9%
2025	June	20,684	65,710	217.7%
2025	July	27,614	61,881	124.1%
2025	August	31,621	90,293	185.5%
2025	September	30,101	50,764	68.6%
2025	October	19,829	23,564	18.8%
2025	November	6,211	12,704	104.5%
2025	December	6,714	10,367	54.4%
2026	January	21,433	18,540	-13.5%
2026	February	33,953	23,843	-29.8%
2026	March	45,829	15,883	-65.3%
<b>Total</b>		<b>286,461</b>	<b>530,796</b>	<b>85.3%</b>

Year	Month	Last Year	This Year	Variance
2025	April	6,624	21,000	217.0%
2025	May	8,311	22,702	173.2%
2025	June	7,959	20,186	153.6%
2025	July	9,367	16,835	79.7%
2025	August	10,139	22,034	117.3%
2025	September	9,816	15,968	62.7%
2025	October	7,123	8,218	15.4%
2025	November	2,690	4,731	75.9%
2025	December	2,621	3,830	46.1%
2026	January	7,507	6,664	-11.2%
2026	February	10,757	8,163	-24.1%
2026	March	15,339	5,787	-62.3%
<b>Total</b>		<b>98,253</b>	<b>156,118</b>	<b>58.9%</b>

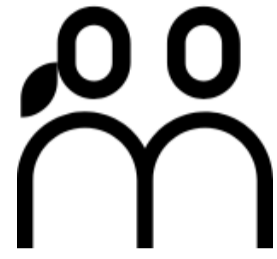
Year	Month	Last Year	This Year	Variance
2025	April	36.00	345.40	859.4%
2025	May	116.80	590.76	405.8%
2025	June	13.40	446.30	3,230.6%
2025	July	13.00	374.30	2,779.2%
2025	August	47.50	326.43	587.2%
2025	September	18.50	642.86	3,374.9%
2025	October	38.80	116.40	200.0%
2025	November	0.00	0.00	0.0%
2025	December	6.50	0.00	-100.0%
2026	January	13.80	34.42	149.4%
2026	February	32.30	19.80	-38.7%
2026	March	46.00	40.00	-13.0%
<b>Total</b>		<b>382.60</b>	<b>2,936.67</b>	<b>667.6%</b>

Year	Month	Last Year	This Year	Variance
2025	April	3,253.00	8,738.20	168.6%
2025	May	3,786.30	8,573.59	126.4%
2025	June	3,761.80	8,247.90	119.3%
2025	July	3,158.10	5,036.28	59.5%
2025	August	3,687.20	10,494.00	184.6%
2025	September	3,819.90	8,101.85	112.1%
2025	October	3,670.80	3,592.80	-2.1%
2025	November	2,061.30	2,998.20	45.5%
2025	December	1,649.70	3,706.10	124.7%
2026	January	6,119.92	5,913.65	-3.4%
2026	February	7,021.25	5,695.90	-18.9%
2026	March	8,957.90	3,402.30	-62.0%
<b>Total</b>		<b>50,947.17</b>	<b>74,500.77</b>	<b>46.2%</b>



Sailings to/from Ardrossan

Contractual Carrying Groups



<b>This Month YoY</b>	<b>YoY</b>
<b>20,026</b>	<b>138,818</b>
LY: (Blank) (+Infinity%)	LY: 383,058 (-63.8%)

**Passengers**

Year	Month	Last Year	This Year	Variance
2025	April	37,634		
2025	May	51,619		
2025	June	54,753		
2025	July	65,928	24,326	-63.1%
2025	August	54,012		
2025	September	33,547	12,561	-62.6%
2025	October	29,534	27,368	-7.3%
2025	November	29,173	21,342	-26.8%
2025	December	18,265	21,645	18.5%
2026	January	8,593	4,554	-47.0%
2026	February		6,996	
2026	March		20,026	
<b>Total</b>		<b>383,058</b>	<b>138,818</b>	<b>-63.8%</b>



<b>This Month YoY</b>	<b>YoY</b>
<b>5,964</b>	<b>39,330</b>
LY: (Blank) (+Infinity%)	LY: 82,934 (-52.6%)

**Cars**

Year	Month	Last Year	This Year	Variance
2025	April	8,481		
2025	May	10,641		
2025	June	11,336		
2025	July	11,265	5,298	-53.0%
2025	August	9,791		
2025	September	7,446	2,570	-65.5%
2025	October	7,442	7,972	7.1%
2025	November	8,604	6,658	-22.6%
2025	December	5,471	6,912	26.3%
2026	January	2,457	1,550	-36.9%
2026	February		2,406	
2026	March		5,964	
<b>Total</b>		<b>82,934</b>	<b>39,330</b>	<b>-52.6%</b>



<b>This Month YoY</b>	<b>YoY</b>
<b>76.00</b>	<b>448.75</b>
LY: (Blank) (+Infinity%)	LY: 4.17K (-89.2%)

**Coach Metres**

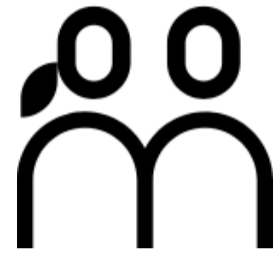
Year	Month	Last Year	This Year	Variance
2025	April	171.50		
2025	May	856.70		
2025	June	974.60		
2025	July	804.40	103.85	-87.1%
2025	August	379.06		
2025	September	708.00	148.60	-79.0%
2025	October	185.30	99.10	-46.5%
2025	November	73.86	13.20	-82.1%
2025	December	0.00	8.00	0.0%
2026	January	13.40	0.00	-100.0%
2026	February		0.00	
2026	March		76.00	
<b>Total</b>		<b>4,166.82</b>	<b>448.75</b>	<b>-89.2%</b>



<b>This Month YoY</b>	<b>YoY</b>
<b>3.12K</b>	<b>23.14K</b>
LY: (Blank) (+Infinity%)	LY: 50.07K (-53.8%)

**Commercial Vehicle Metres**

Year	Month	Last Year	This Year	Variance
2025	April	5,168.10		
2025	May	5,538.70		
2025	June	6,096.80		
2025	July	6,320.10	3,218.70	-49.1%
2025	August	6,755.20		
2025	September	4,117.00	1,644.70	-60.1%
2025	October	4,773.00	5,027.40	5.3%
2025	November	5,874.60	4,901.25	-16.6%
2025	December	3,836.70	3,280.50	-14.5%
2026	January	1,591.20	345.90	-78.3%
2026	February		1,599.34	
2026	March		3,123.90	
<b>Total</b>		<b>50,071.40</b>	<b>23,141.69</b>	<b>-53.8%</b>



<b>This Month YoY</b>	<b>YoY</b>
<b>4,533</b>	<b>82,862</b>
LY: 2,305 (+96.7%)	LY: 80,939 (+2.4%)

**Passengers**

Year	Month	Last Year	This Year	Variance
2025	April	7,189	7,763	8.0%
2025	May	11,873	11,573	-2.5%
2025	June	10,224	10,192	-0.3%
2025	July	13,672	13,583	-0.7%
2025	August	14,719	14,681	-0.3%
2025	September	11,516	8,656	-24.8%
2025	October	5,652	5,248	-7.1%
2025	November	1,567	2,033	29.7%
2025	December	1,014	1,471	45.1%
2026	January	493	1,417	187.4%
2026	February	715	1,712	139.4%
2026	March	2,305	4,533	96.7%
<b>Total</b>		<b>80,939</b>	<b>82,862</b>	<b>2.4%</b>



<b>This Month YoY</b>	<b>YoY</b>
<b>2,227</b>	<b>34,865</b>
LY: 1,189 (+87.3%)	LY: 32,185 (+8.3%)

**Cars**

Year	Month	Last Year	This Year	Variance
2025	April	3,090	3,298	6.7%
2025	May	4,492	4,851	8.0%
2025	June	3,926	4,225	7.6%
2025	July	4,883	5,092	4.3%
2025	August	5,416	5,554	2.5%
2025	September	4,654	3,801	-18.3%
2025	October	2,622	2,368	-9.7%
2025	November	782	1,038	32.7%
2025	December	470	751	59.8%
2026	January	293	769	162.5%
2026	February	368	891	142.1%
2026	March	1,189	2,227	87.3%
<b>Total</b>		<b>32,185</b>	<b>34,865</b>	<b>8.3%</b>



<b>This Month YoY</b>	<b>YoY</b>
<b>40.10</b>	<b>578.50</b>
LY: 14.80 (+170.9%)	LY: 819.80 (-29.4%)

**Coach Metres**

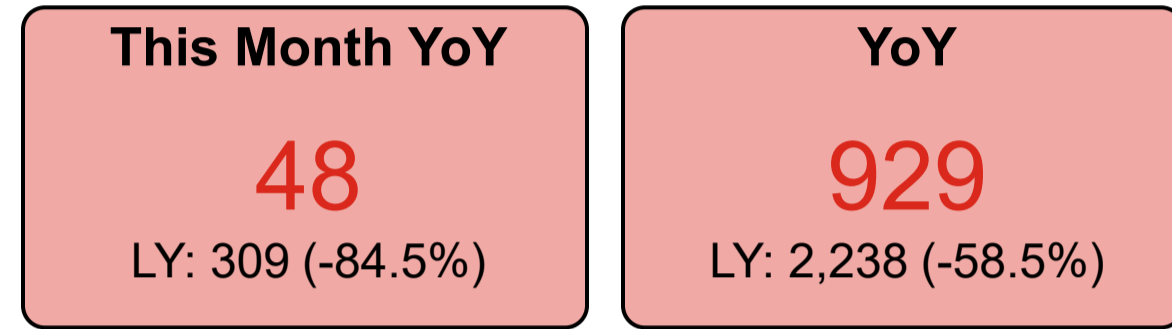
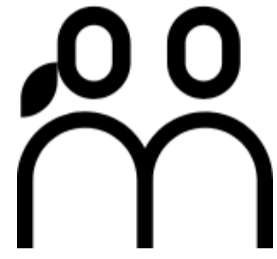
Year	Month	Last Year	This Year	Variance
2025	April	6.70	0.00	-100.0%
2025	May	216.00	137.00	-36.6%
2025	June	144.50	100.60	-30.4%
2025	July	75.00	83.50	11.3%
2025	August	116.00	115.90	-0.1%
2025	September	235.90	69.00	-70.8%
2025	October	10.90	18.50	69.7%
2025	November	0.00	0.00	0.0%
2025	December	0.00	0.00	0.0%
2026	January	0.00	7.00	0.0%
2026	February	0.00	6.90	0.0%
2026	March	14.80	40.10	170.9%
<b>Total</b>		<b>819.80</b>	<b>578.50</b>	<b>-29.4%</b>



<b>This Month YoY</b>	<b>YoY</b>
<b>1.55K</b>	<b>12.27K</b>
LY: 383.80 (+303.6%)	LY: 12.80K (-4.1%)

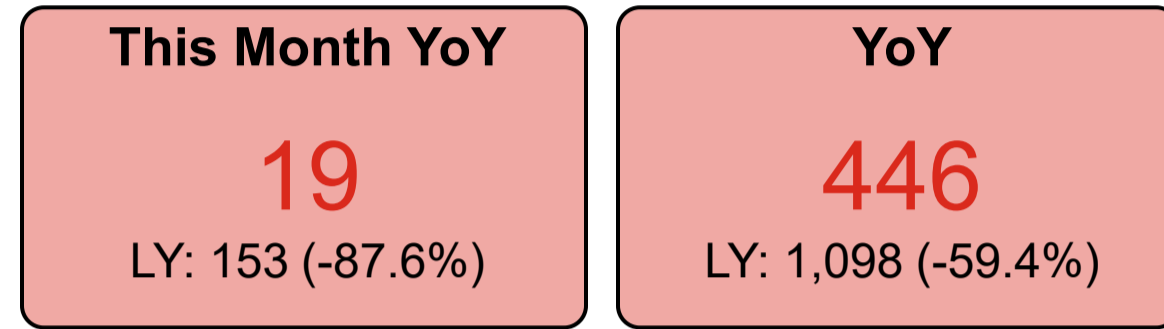
**Commercial Vehicle Metres**

Year	Month	Last Year	This Year	Variance
2025	April	3,216.00	740.50	-77.0%
2025	May	1,204.50	1,202.90	-0.1%
2025	June	885.00	880.50	-0.5%
2025	July	1,373.80	1,351.50	-1.6%
2025	August	1,492.40	1,707.00	14.4%
2025	September	1,688.00	1,144.25	-32.2%
2025	October	1,318.00	918.70	-30.3%
2025	November	539.00	800.57	48.5%
2025	December	318.70	708.10	122.2%
2026	January	206.00	791.70	284.3%
2026	February	171.00	480.00	180.7%
2026	March	383.80	1,549.20	303.6%
<b>Total</b>		<b>12,796.20</b>	<b>12,274.92</b>	<b>-4.1%</b>



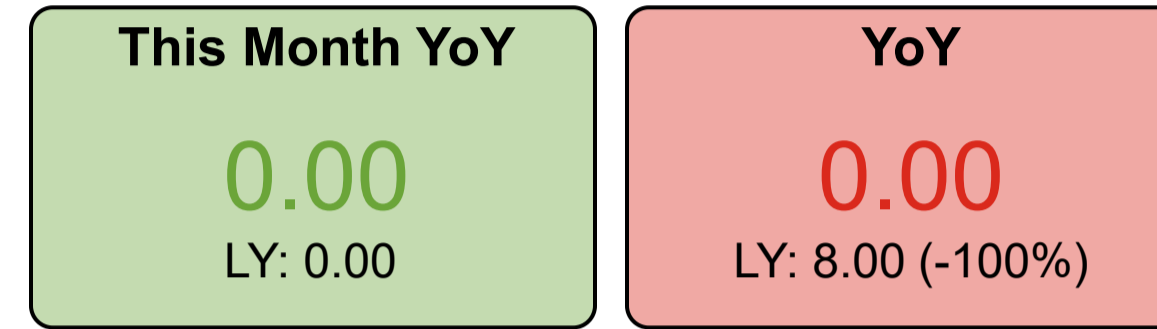
**Passengers**

Year	Month	Last Year	This Year	Variance
2025	April	47		
2025	July		22	
2025	August		134	
2025	September		161	
2025	October	149	87	-41.6%
2025	November	272	209	-23.2%
2025	December	491	78	-84.1%
2026	January	343	124	-63.8%
2026	February	627	66	-89.5%
2026	March	309	48	-84.5%
<b>Total</b>		<b>2,238</b>	<b>929</b>	<b>-58.5%</b>



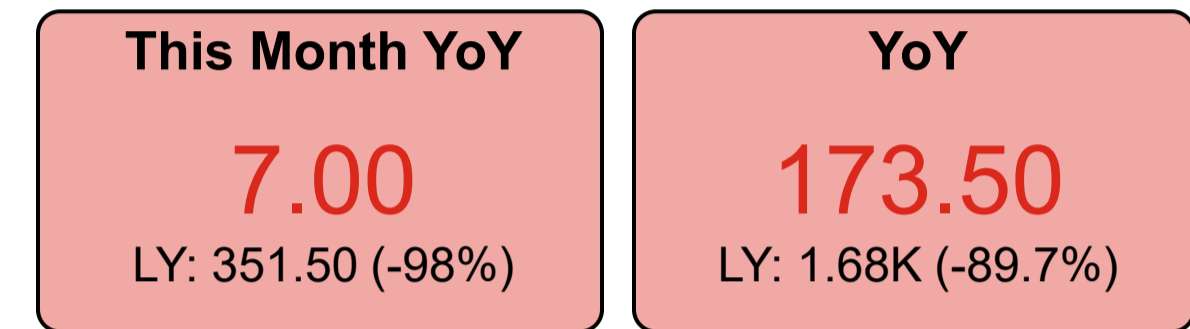
**Cars**

Year	Month	Last Year	This Year	Variance
2025	April	18		
2025	July		10	
2025	August		62	
2025	September		70	
2025	October	64	41	-35.9%
2025	November	143	99	-30.8%
2025	December	224	44	-80.4%
2026	January	196	64	-67.3%
2026	February	300	37	-87.7%
2026	March	153	19	-87.6%
<b>Total</b>		<b>1,098</b>	<b>446</b>	<b>-59.4%</b>



**Coach Metres**

Year	Month	Last Year	This Year	Variance
2025	April	0.00		
2025	July		0.00	
2025	August		0.00	
2025	September		0.00	
2025	October	0.00	0.00	0.0%
2025	November	0.00	0.00	0.0%
2025	December	0.00	0.00	0.0%
2026	January	0.00	0.00	0.0%
2026	February	8.00	0.00	-100.0%
2026	March	0.00	0.00	0.0%
<b>Total</b>		<b>8.00</b>	<b>0.00</b>	<b>-100.0%</b>



**Commercial Vehicle Metres**

Year	Month	Last Year	This Year	Variance
2025	April	10.00		
2025	July		0.00	
2025	August		0.00	
2025	September		17.00	
2025	October	18.50	6.50	-64.9%
2025	November	138.50	49.50	-64.3%
2025	December	325.80	47.50	-85.4%
2026	January	376.00	0.00	-100.0%
2026	February	463.50	46.00	-90.1%
2026	March	351.50	7.00	-98.0%
<b>Total</b>		<b>1,683.80</b>	<b>173.50</b>	<b>-89.7%</b>



Cars



Sailings to/from Troon

Year	Month	Last Year	This Year	Var %
2025	April	5,827	17,803	217.3%
2025	May	7,554	18,792	164.3%
2025	June	7,177	16,995	152.7%
2025	July	8,355	14,797	82.2%
2025	August	9,250	19,065	115.9%
2025	September	8,613	13,387	63.7%
2025	October	6,022	7,032	16.2%
2025	November	2,182	4,096	79.8%
2025	December	2,129	3,230	53.6%
2026	January	6,198	5,666	-10.1%
2026	February	9,290	6,978	-22.9%
2026	March	13,133	4,859	-63.1%
<b>Total</b>		<b>85,730</b>	<b>132,700</b>	<b>58.8%</b>

Sailings to/from Ardrossan

Year	Month	Last Year	This Year	Var %
2025	April	10,135	8,768	-14.0%
2025	May	12,227	9,211	-25.0%
2025	June	12,893	8,293	-35.6%
2025	July	13,369	11,731	-12.6%
2025	August	12,906	9,659	-25.4%
2025	September	10,339	8,914	-13.9%
2025	October	9,342	10,139	9.6%
2025	November	8,458	7,674	-10.4%
2025	December	5,665	7,223	28.5%
2026	January	5,178	4,195	-19.2%
2026	February	4,557	5,424	22.7%
2026	March	6,459	7,567	17.3%
<b>Total</b>		<b>111,528</b>	<b>98,798</b>	<b>-11.4%</b>

Claonaig - Lochranza

Year	Month	Last Year	This Year	Var %
2025	April	1,985	2,397	25.6%
2025	May	2,787	3,511	21.8%
2025	June	2,820	3,167	10.5%
2025	July	3,861	4,106	6.6%
2025	August	4,308	4,148	2.6%
2025	September	3,475	2,695	-20.8%
2025	October	1,992	1,851	-11.3%
2025	November	587	786	35.1%
2025	December	378	559	62.4%
2026	January	231	553	152.4%
2026	February	288	668	140.1%
2026	March	914	1,745	91.9%
<b>Total</b>		<b>23,626</b>	<b>26,186</b>	<b>12.0%</b>

Tarbert LF - Lochranza

Year	Month	Last Year	This Year	Var %
2025	April	0		
2025	July		8	
2025	August		28	
2025	September		55	
2025	October	42	36	-31.0%
2025	November	95	81	-27.8%
2025	December	174	33	-80.5%
2026	January	116	52	-67.7%
2026	February	236	32	-87.8%
2026	March	119	14	-88.7%
<b>Total</b>		<b>782</b>	<b>339</b>	<b>-60.7%</b>



LGVs



Sailings to/from Troon

Year	Month	Last Year	This Year	Var
2025	April	575	1,546	168.9%
2025	May	699	1,641	134.8%
2025	June	564	1,471	160.8%
2025	July	586	951	62.3%
2025	August	535	1,262	135.9%
2025	September	626	1,299	107.5%
2025	October	648	620	-4.3%
2025	November	367	507	38.1%
2025	December	282	467	65.6%
2026	January	909	756	-16.8%
2026	February	1,068	1,008	-5.6%
2026	March	1,443	545	-62.2%
<b>Total</b>		<b>8,302</b>	<b>12,073</b>	<b>45.4%</b>

Sailings to/from Ardrossan

Year	Month	Last Year	This Year	Var
2025	April	665		
2025	May	733		
2025	June	760		
2025	July	707	394	-44.3%
2025	August	631		
2025	September	578	178	-69.2%
2025	October	604	773	28.0%
2025	November	914	733	-19.8%
2025	December	597	699	17.1%
2026	January	266	187	-29.7%
2026	February		279	
2026	March		524	
<b>Total</b>		<b>6,455</b>	<b>3,767</b>	<b>-41.6%</b>

Claonaig - Lochranza

Year	Month	Last Year	This Year	Var
2025	April	126	176	39.7%
2025	May	137	181	32.1%
2025	June	127	183	44.1%
2025	July	239	256	7.1%
2025	August	198	346	74.7%
2025	September	255	240	-5.9%
2025	October	244	154	-36.9%
2025	November	86	154	79.1%
2025	December	44	103	134.1%
2026	January	44	114	159.1%
2026	February	30	127	323.3%
2026	March	98	226	130.6%
<b>Total</b>		<b>1,628</b>	<b>2,260</b>	<b>38.8%</b>

Tarbert LF - Lochranza

Year	Month	Last Year	This Year	Var
2025	April	0		
2025	July		1	
2025	August		2	
2025	September		4	
2025	October	6	2	-66.7%
2025	November	28	12	-57.1%
2025	December	35	7	-80.0%
2026	January	63	6	-90.5%
2026	February	45	4	-91.1%
2026	March	20	3	-85.0%
<b>Total</b>		<b>197</b>	<b>41</b>	<b>-79.2%</b>



Motorhomes



Sailings to/from Troon

Year	Month	Last Year	This Year	Var
2025	April	37	1,116	2,916.2%
2025	May	52	1,498	2,780.8%
2025	June	13	1,143	8,692.3%
2025	July	163	807	395.1%
2025	August	186	1,139	512.4%
2025	September	336	973	189.6%
2025	October	192	340	77.1%
2025	November	52	70	34.6%
2025	December	43	52	20.9%
2026	January	118	94	-20.3%
2026	February	242	184	-24.0%
2026	March	478	145	-69.7%
<b>Total</b>		<b>1,912</b>	<b>7,561</b>	<b>295.4%</b>

Sailings to/from Ardrossan

Year	Month	Last Year	This Year	Var
2025	April	514		
2025	May	921		
2025	June	828		
2025	July	649	262	-59.6%
2025	August	558		
2025	September	585	161	-72.5%
2025	October	334	359	7.5%
2025	November	244	155	-36.5%
2025	December	136	204	50.0%
2026	January	58	56	-3.4%
2026	February		64	
2026	March		232	
<b>Total</b>		<b>4,827</b>	<b>1,493</b>	<b>-69.1%</b>

Claonaig - Lochranza

Year	Month	Last Year	This Year	Var
2025	April	333	487	46.2%
2025	May	668	702	5.1%
2025	June	568	523	-7.9%
2025	July	521	523	0.4%
2025	August	559	670	19.9%
2025	September	719	594	-17.4%
2025	October	251	206	-17.9%
2025	November	55	53	-3.6%
2025	December	20	41	105.0%
2026	January	10	52	420.0%
2026	February	31	57	83.9%
2026	March	109	171	56.9%
<b>Total</b>		<b>3,844</b>	<b>4,079</b>	<b>6.1%</b>

Tarbert LF - Lochranza

Year	Month	Last Year	This Year	Var
2025	April	0		
2025	July		1	
2025	August		5	
2025	September		12	
2025	October	9	2	-77.8%
2025	November	7	2	-71.4%
2025	December	6	2	-66.7%
2026	January	7	3	-57.1%
2026	February	9	0	-100.0%
2026	March	6	0	-100.0%
<b>Total</b>		<b>44</b>	<b>27</b>	<b>-38.6%</b>



Caravans



Sailings to/from Troon

Year	Month	Last Year	This Year	Var
2025	April	4	53	1,225.0%
2025	May	3	87	2,800.0%
2025	June	0	63	0.0%
2025	July	1	51	5,000.0%
2025	August	0	87	0.0%
2025	September	5	43	760.0%
2025	October	2	5	150.0%
2025	November	0	1	0.0%
2025	December	0	0	0.0%
2026	January	0	2	0.0%
2026	February	4	2	-50.0%
2026	March	12	2	-83.3%
<b>Total</b>		<b>31</b>	<b>396</b>	<b>1,177.4%</b>

Sailings to/from Ardrossan

Year	Month	Last Year	This Year	Var
2025	April	48		
2025	May	48		
2025	June	68		
2025	July	83	18	-78.3%
2025	August	64		
2025	September	46	8	-82.6%
2025	October	19	13	-31.6%
2025	November	8	3	-62.5%
2025	December	1	2	100.0%
2026	January	1	0	-100.0%
2026	February		1	
2026	March		6	
<b>Total</b>		<b>386</b>	<b>51</b>	<b>-86.8%</b>

Claonaig - Lochranza

Year	Month	Last Year	This Year	Var
2025	April	14	26	85.7%
2025	May	27	24	-11.1%
2025	June	33	29	-12.1%
2025	July	33	39	18.2%
2025	August	28	51	82.1%
2025	September	26	19	-26.9%
2025	October	14	20	42.9%
2025	November	4	1	-75.0%
2025	December	0	1	0.0%
2026	January	0	2	0.0%
2026	February	2	0	-100.0%
2026	March	0	3	0.0%
<b>Total</b>		<b>181</b>	<b>215</b>	<b>18.8%</b>

Tarbert LF - Lochranza

Year	Month	Last Year	This Year	Var
2025	April	0		
2025	July		0	
2025	August		0	
2025	September		0	
2025	October	1	0	-100.0%
2025	November	0	0	0.0%
2025	December	0	0	0.0%
2026	January	0	0	0.0%
2026	February	4	0	-100.0%
2026	March	1	0	-100.0%
<b>Total</b>		<b>6</b>	<b>0</b>	<b>-100.0%</b>



Trailers



Sailings to/from Troon

Year	Month	Last Year	This Year	Var
2025	April	74	178	140.5%
2025	May	99	178	79.8%
2025	June	107	175	63.6%
2025	July	89	138	55.1%
2025	August	116	190	63.8%
2025	September	104	163	56.7%
2025	October	80	70	-12.5%
2025	November	50	81	62.0%
2025	December	32	60	87.5%
2026	January	106	71	-33.0%
2026	February	127	101	-20.5%
2026	March	162	62	-61.7%
<b>Total</b>		<b>1,146</b>	<b>1,467</b>	<b>28.0%</b>

Sailings to/from Ardrossan

Year	Month	Last Year	This Year	Var
2025	April	54		
2025	May	116		
2025	June	86		
2025	July	90	31	-65.6%
2025	August	90		
2025	September	78	25	-67.9%
2025	October	62	70	12.9%
2025	November	118	64	-45.8%
2025	December	45	80	77.8%
2026	January	25	16	-36.0%
2026	February		34	
2026	March		50	
<b>Total</b>		<b>764</b>	<b>370</b>	<b>-51.6%</b>

Claonaig - Lochranza

Year	Month	Last Year	This Year	Var
2025	April	19	26	36.8%
2025	May	29	27	-6.9%
2025	June	12	30	150.0%
2025	July	37	66	78.4%
2025	August	62	72	16.1%
2025	September	41	23	-43.9%
2025	October	60	42	-30.0%
2025	November	13	16	23.1%
2025	December	2	17	750.0%
2026	January	9	22	144.4%
2026	February	11	15	36.4%
2026	March	14	31	121.4%
<b>Total</b>		<b>309</b>	<b>387</b>	<b>25.2%</b>

Tarbert LF - Lochranza

Year	Month	Last Year	This Year	Var
2025	April	0		
2025	July		0	
2025	August		1	
2025	September		0	
2025	October	0	0	0.0%
2025	November	3	1	-66.7%
2025	December	0	0	0.0%
2026	January	3	0	-100.0%
2026	February	2	0	-100.0%
2026	March	5	0	-100.0%
<b>Total</b>		<b>13</b>	<b>2</b>	<b>-84.6%</b>



Motorbikes



Sailings to/from Troon

Year	Month	Last Year	This Year	Var
2025	April	38	276	626.3%
2025	May	104	427	310.6%
2025	June	140	396	182.9%
2025	July	117	142	21.4%
2025	August	133	317	138.3%
2025	September	158	201	27.2%
2025	October	25	27	8.0%
2025	November	4	7	75.0%
2025	December	3	4	33.3%
2026	January	9	8	-11.1%
2026	February	20	23	15.0%
2026	March	67	15	-77.6%
<b>Total</b>		<b>818</b>	<b>1,843</b>	<b>125.3%</b>

Sailings to/from Ardrossan

Year	Month	Last Year	This Year	Var
2025	April	91		
2025	May	279		
2025	June	293		
2025	July	221	126	-43.0%
2025	August	154		
2025	September	136	51	-62.5%
2025	October	41	60	46.3%
2025	November	18	13	-27.8%
2025	December	3	12	300.0%
2026	January	4	1	-75.0%
2026	February		8	
2026	March		21	
<b>Total</b>		<b>1,240</b>	<b>292</b>	<b>-76.5%</b>

Claonaig - Lochranza

Year	Month	Last Year	This Year	Var
2025	April	70	142	102.9%
2025	May	306	338	10.5%
2025	June	270	293	8.5%
2025	July	263	206	-21.7%
2025	August	235	222	-5.5%
2025	September	213	147	-31.0%
2025	October	21	50	138.1%
2025	November	3	5	66.7%
2025	December	2	11	450.0%
2026	January	1	6	500.0%
2026	February	5	4	-20.0%
2026	March	18	21	16.7%
<b>Total</b>		<b>1,407</b>	<b>1,445</b>	<b>2.7%</b>

Tarbert LF - Lochranza

Year	Month	Last Year	This Year	Var
2025	April	0		
2025	July		0	
2025	August		4	
2025	September		0	
2025	October	5	0	-100.0%
2025	November	1	0	-100.0%
2025	December	0	0	0.0%
2026	January	0	0	0.0%
2026	February	4	0	-100.0%
2026	March	0	0	0.0%
<b>Total</b>		<b>10</b>	<b>4</b>	<b>-60.0%</b>



Bicycles



Sailings to/from Troon

Year	Month	Bikes LY	Bikes TY	Var
2025	April	177	1072	505.6%
2025	May	310	1963	533.2%
2025	June	302	1176	289.4%
2025	July	332	977	194.3%
2025	August	425	1614	279.8%
2025	September	494	822	66.4%
2025	October	142	162	14.1%
2025	November	28	41	46.4%
2025	December	7	21	200.0%
2026	January	103	24	-76.7%
2026	February	136	53	-61.0%
2026	March	302	65	-78.5%
<b>Total</b>		<b>2758</b>	<b>7990</b>	<b>189.7%</b>

Sailings to/from Ardrossan

Year	Month	Bikes LY	Bikes TY	Var
2025	April	228		
2025	May	461		
2025	June	427		
2025	July	643	196	-69.5%
2025	August	540		
2025	September	257	98	-61.9%
2025	October	133	144	8.3%
2025	November	74	39	-47.3%
2025	December	40	47	17.5%
2026	January	15	0	-100.0%
2026	February		11	
2026	March		86	
<b>Total</b>		<b>2818</b>	<b>621</b>	<b>-78.0%</b>

Claonaig - Lochranza

Year	Month	Bikes LY	Bikes TY	Var
2025	April	148	159	7.4%
2025	May	514	548	6.6%
2025	June	512	388	-24.2%
2025	July	445	275	-38.2%
2025	August	389	372	-4.4%
2025	September	304	206	-32.2%
2025	October	68	42	-38.2%
2025	November	6	15	150.0%
2025	December	0	0	0.0%
2026	January	3	0	-100.0%
2026	February	0	1	0.0%
2026	March	23	18	-21.7%
<b>Total</b>		<b>2412</b>	<b>2024</b>	<b>-16.1%</b>

Tarbert LF - Lochranza

Year	Month	Bikes LY	Bikes TY	Var
2025	April	0		
2025	July		0	
2025	August		0	
2025	September		17	
2025	October	2	0	-100.0%
2025	November	9	0	-100.0%
2025	December	4	0	-100.0%
2026	January	0	0	0.0%
2026	February	1	0	-100.0%
2026	March	2	0	-100.0%
<b>Total</b>		<b>18</b>	<b>17</b>	<b>-5.6%</b>



Reliability & Punctuality



Reliability

Year	Month	Ardrossan - Brodick	Claonaig - Lochranza	Tarbert LF - Lochranza	
2025	April	97.7%	100.0%	100.0%	
	May	99.7%	100.0%	100.0%	
	June	98.0%	100.0%	100.0%	
	July	91.0%	100.0%	100.0%	
	August	91.8%	94.3%	100.0%	
	September	99.4%	90.6%	100.0%	
	October	81.4%	89.1%	100.0%	
	November	75.7%	88.3%	100.0%	
	December	74.7%	80.0%	100.0%	
	2026	January	80.5%	82.1%	100.0%
		February	56.0%	79.5%	100.0%
		March	51.8%	88.8%	100.0%
<b>Total</b>		<b>81.9%</b>	<b>92.9%</b>	<b>100.0%</b>	



Punctuality

Year	Month	Ardrossan - Brodick	Claonaig - Lochranza	Tarbert LF - Lochranza	
2025	April	83.0%	100.0%	100.0%	
	May	85.9%	98.3%	100.0%	
	June	94.6%	98.1%	100.0%	
	July	81.3%	93.2%	100.0%	
	August	91.7%	89.8%	100.0%	
	September	81.6%	85.3%	100.0%	
	October	86.7%	97.0%	100.0%	
	November	84.6%	91.8%	100.0%	
	December	82.1%	96.9%	100.0%	
	2026	January	79.0%	91.7%	100.0%
		February	62.2%	93.4%	100.0%
		March	67.9%	80.2%	100.0%
<b>Total</b>		<b>82.8%</b>	<b>93.5%</b>	<b>100.0%</b>	



Reliability & Punctuality Summary

Summary of Scheduled, Operated, Cancelled, Late & Diverted Sailings  
by Route & Leg

Year	Month	Route	Leg	Operated Sailings	Scheduled Sailings	Additional Sailings	Cancelled Sailings	Diverted Sailings	On Time	Late
2026	March	Ardrossan - Brodick	Ardrossan-Brodick	67	151	0	84	0	42	25
2026	March	Ardrossan - Brodick	Brodick-Ardrossan	66	137	0	71	0	51	15
2026	March	Ardrossan - Brodick	Brodick-Troon	64	95	3	34	15	35	26
2026	March	Ardrossan - Brodick	Troon-Brodick	62	80	16	34	0	35	11
2026	March	Claonaig - Lochranza	Claonaig-Lochranza	155	165	9	19	0	113	33
2026	March	Claonaig - Lochranza	Lochranza-Claonaig	155	164	9	18	0	122	24
2026	March	Claonaig - Lochranza	Lochranza-Tarbert (Loch Fyne)	1	1	0	0	1	0	1
2026	March	Tarbert LF - Lochranza	Tarbert (Loch Fyne)-Lochranza	1		1	0	0	0	0
<b>Total</b>				<b>571</b>	<b>793</b>	<b>38</b>	<b>260</b>	<b>16</b>	<b>398</b>	<b>135</b>


# Monthly Performance Pack

## Booking Lead Time by Month of Travel

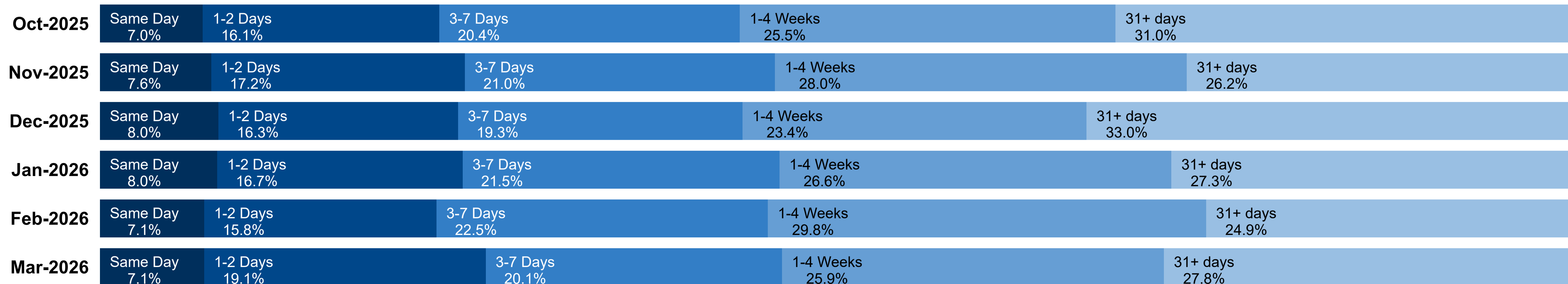


This visual shows how far in advance customers book their travel, grouped by the month in which they actually travel.

### All Bookings



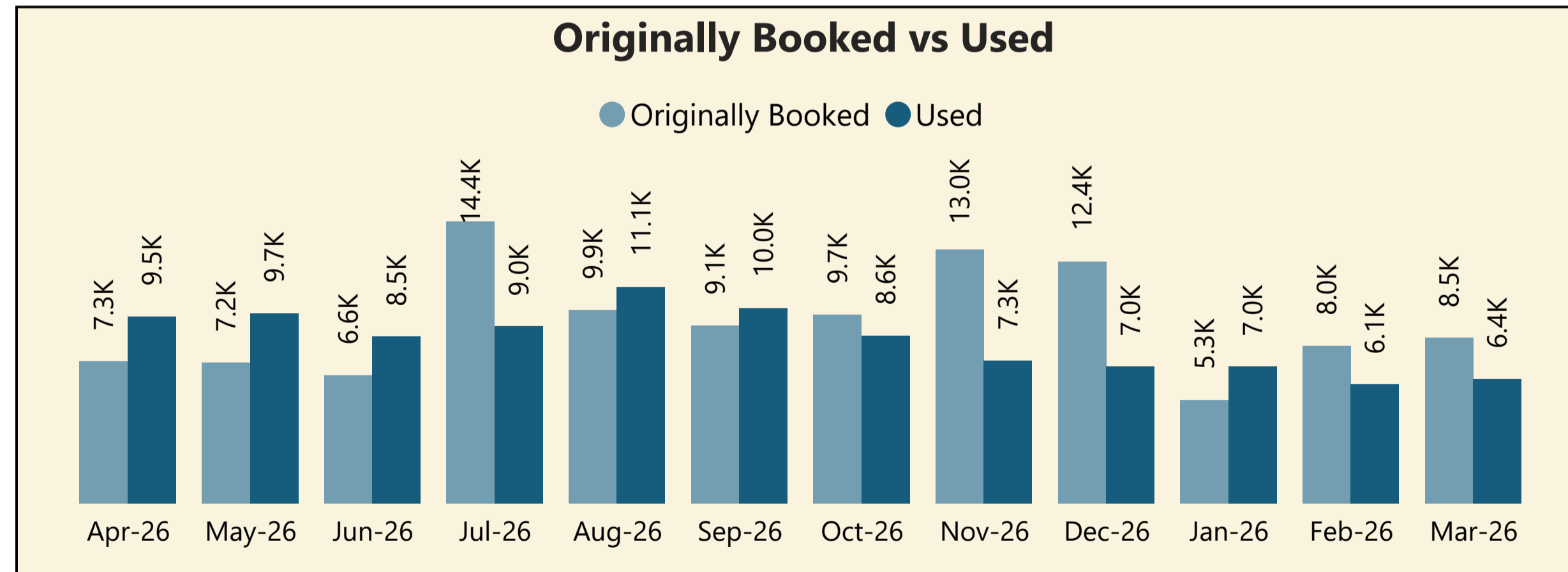
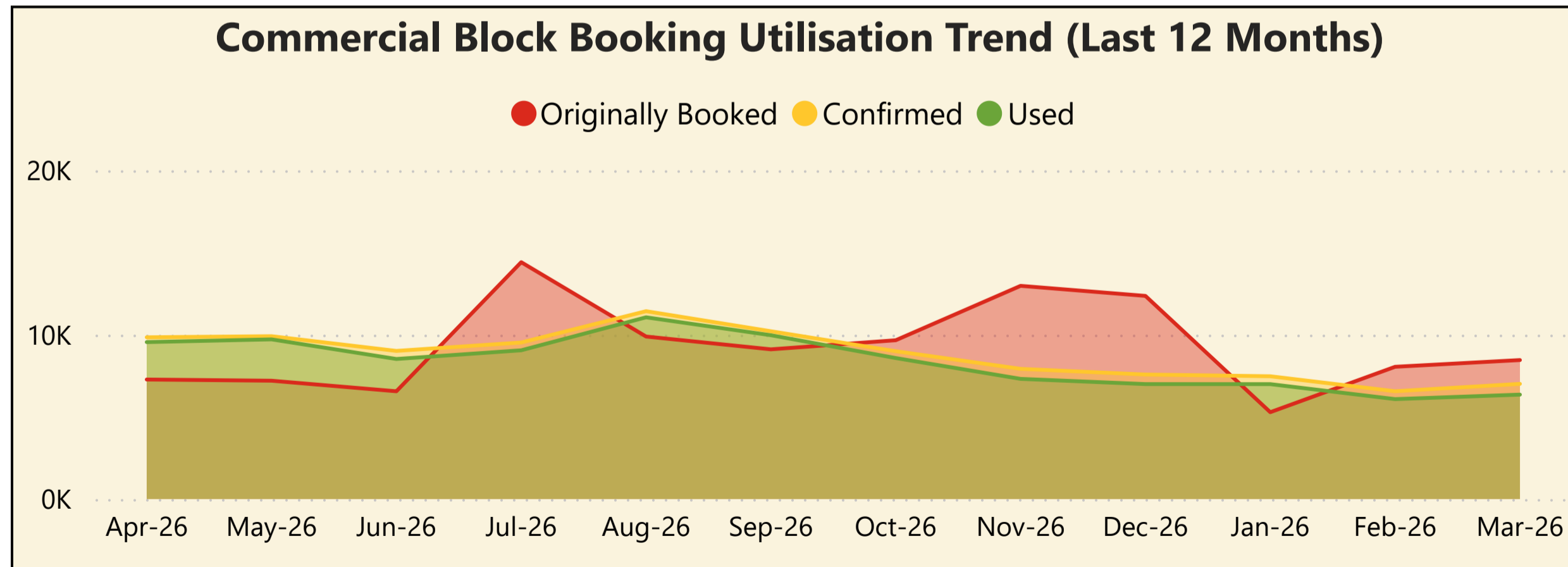
### Bookings with Vehicles





## Block Booked vs Utilised

Route Name	Month Year	Originally Booked	Booked 24hrs Prior	Confirmed	No Show	Used	Confirmed vs Block Booked	Used vs Confirmed	Used vs Block Booked
Ardrossan - Brodick	Apr-2025	7,270	11,464	9,839	293	9,547	135%	97%	131%
Ardrossan - Brodick	May-2025	7,197	11,329	9,907	194	9,713	138%	98%	135%
Ardrossan - Brodick	Jun-2025	6,555	10,552	9,011	491	8,520	137%	95%	130%
Ardrossan - Brodick	Jul-2025	14,408	11,086	9,523	474	9,049	66%	95%	63%
Ardrossan - Brodick	Aug-2025	9,885	12,863	11,427	373	11,055	116%	97%	112%
Ardrossan - Brodick	Sep-2025	9,106	11,322	10,207	241	9,966	112%	98%	109%
Ardrossan - Brodick	Oct-2025	9,660	9,348	8,994	417	8,577	93%	95%	89%
Ardrossan - Brodick	Nov-2025	12,969	8,068	7,920	610	7,310	61%	92%	56%
Ardrossan - Brodick	Dec-2025	12,357	7,411	7,574	582	6,993	61%	92%	57%
Ardrossan - Brodick	Jan-2026	5,283	8,251	7,468	479	6,990	141%	94%	132%
Ardrossan - Brodick	Feb-2026	8,045	6,952	6,557	480	6,078	82%	93%	76%
Ardrossan - Brodick	Mar-2026	8,454	7,597	7,007	656	6,351	83%	91%	75%
<b>Total</b>		<b>111,190</b>	<b>116,242</b>	<b>105,434</b>	<b>5,287</b>	<b>100,147</b>	<b>95%</b>	<b>95%</b>	<b>90%</b>



**Note:** This report shows block bookings made by block booking customers for any commercial vehicle over 6 metres in length or any LGV that consumes High Lane Metreage. It does not include any bookings on sailings that were cancelled by CalMac. High Lane Metreage refers to deck metreage for high vehicles such as Commercials or LGVs.