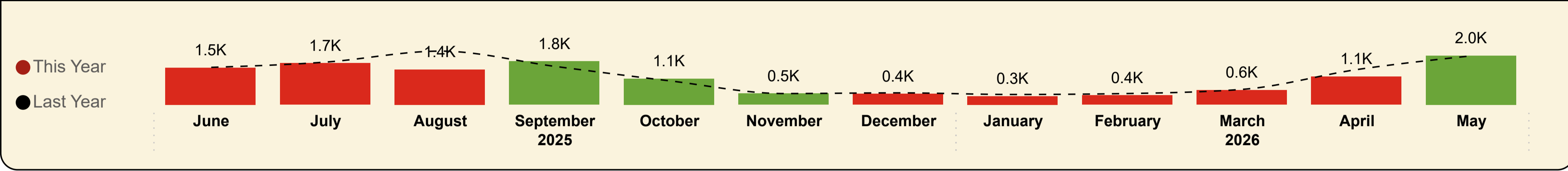




Shipped Passengers

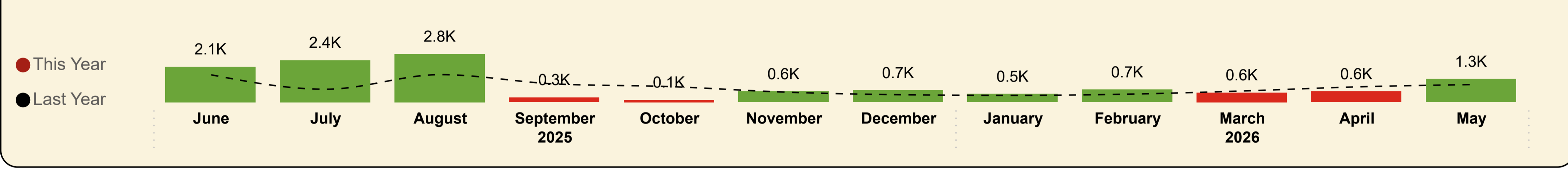
Oban - Colonsay



This Month YoY
2,006
LY: 1,997 (+0.45%)

YoY
12,855
LY: 13,867 (-7.3%)

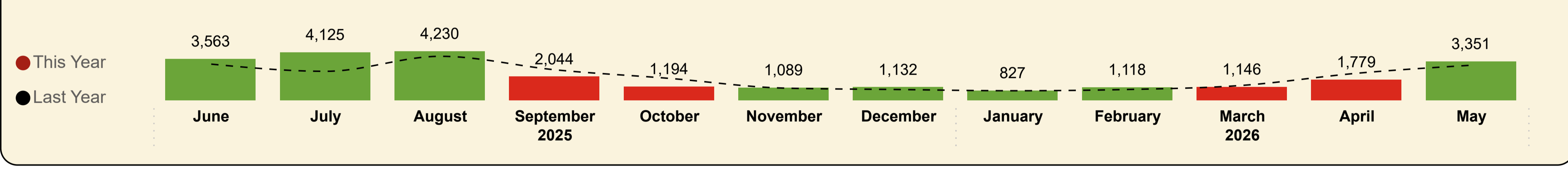
Kennacraig - Islay/C'say/Oban



This Month YoY
1,345
LY: 1,022 (+31.6%)

YoY
12,743
LY: 10,360 (+23%)

Colonsay Total



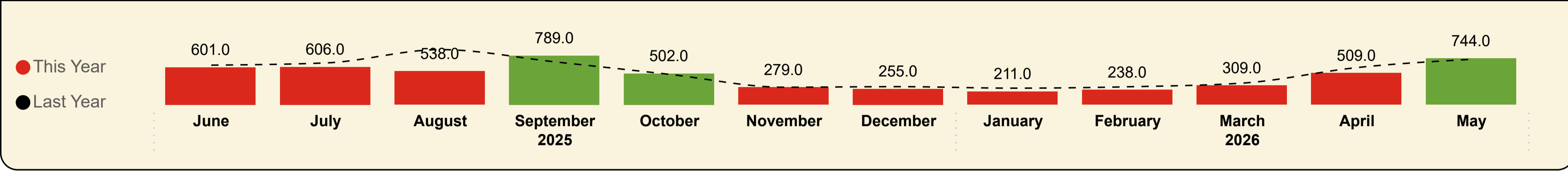
This Month YoY
3,351
LY: 3,019 (+11%)

YoY
25,598
LY: 24,227 (+5.7%)



Shipped Cars

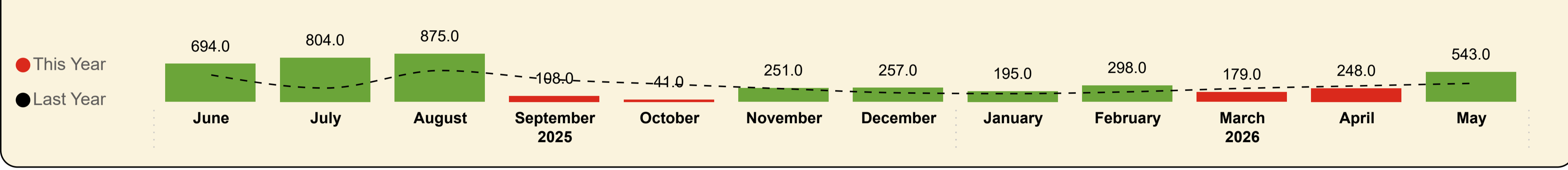
Oban - Colonsay



This Month YoY
744
LY: 730 (+1.92%)

YoY
5,581
LY: 6,170 (-9.5%)

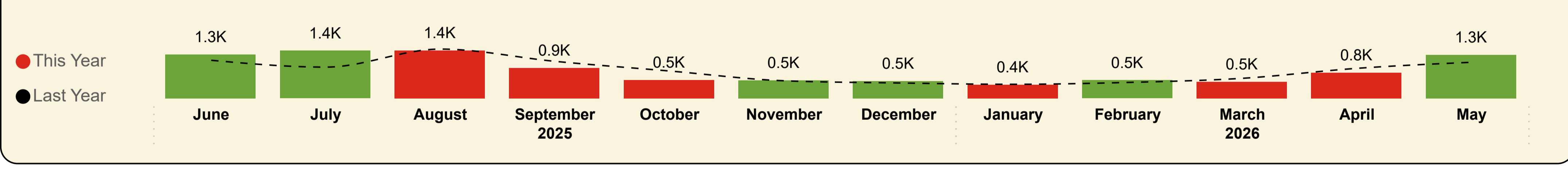
Kennacraig - Islay/C'say/Oban



This Month YoY
543
LY: 336 (+61.61%)

YoY
4,493
LY: 3,639 (+23.5%)

Colonsay Total



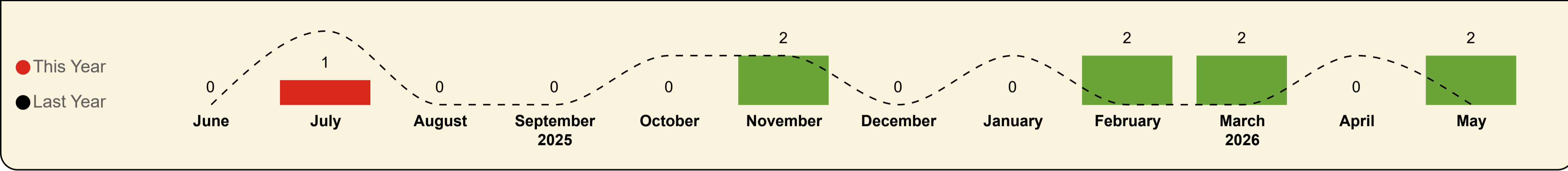
This Month YoY
1,287
LY: 1,066 (+20.73%)

YoY
10,074
LY: 9,809 (+2.7%)



Shipped Coaches

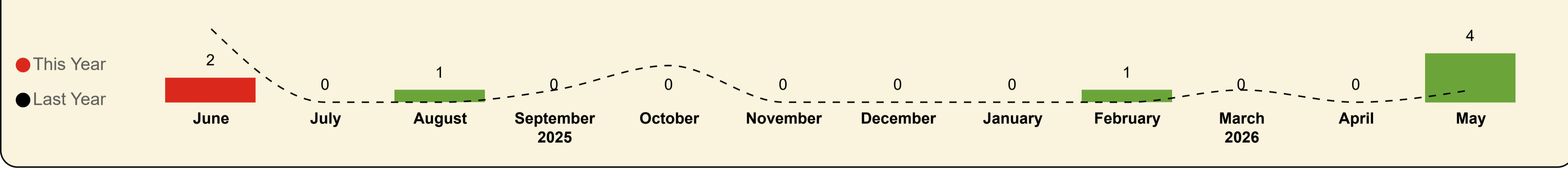
Oban - Colonsay



This Month YoY
2
LY: 0

YoY
9
LY: 11 (-18.2%)

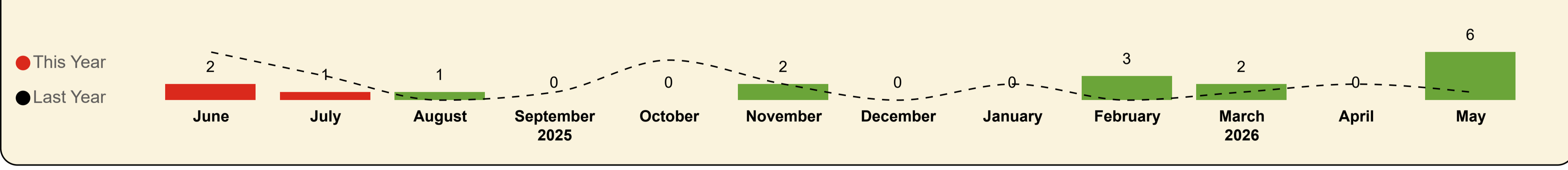
Kennacraig - Islay/C'say/Oban



This Month YoY
4
LY: 1 (+300%)

YoY
8
LY: 12 (-33.3%)

Colonsay Total

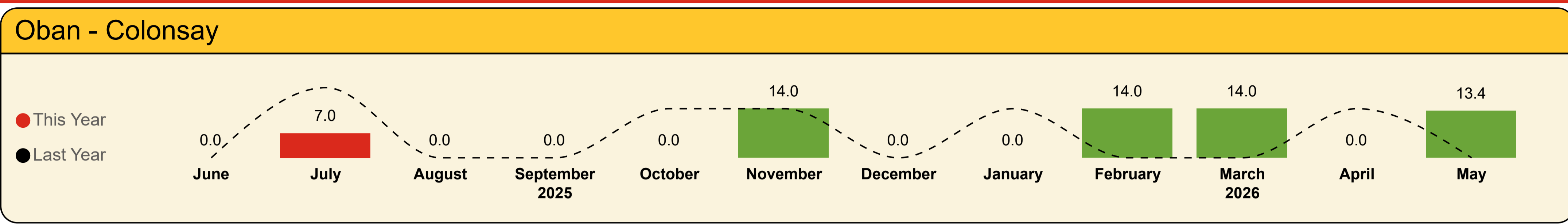


This Month YoY
6
LY: 1 (+500%)

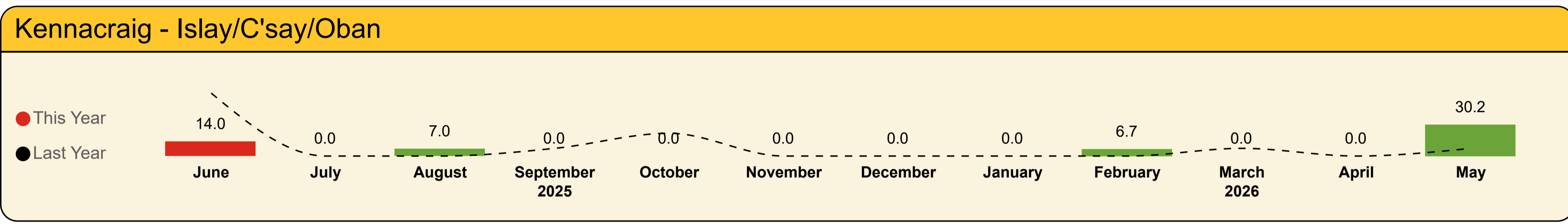
YoY
17
LY: 23 (-26.1%)



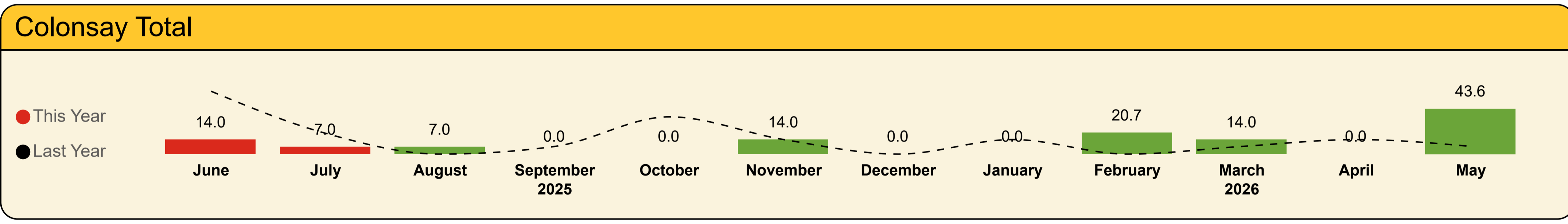
Shipped Coach Metres



This Month YoY
13.4 LY: 0.0
YoY
62.4 LY: 76.0 (-17.9%)



This Month YoY
30.2 LY: 7.4 (+308.1%)
YoY
57.9 LY: 104.6 (-44.6%)

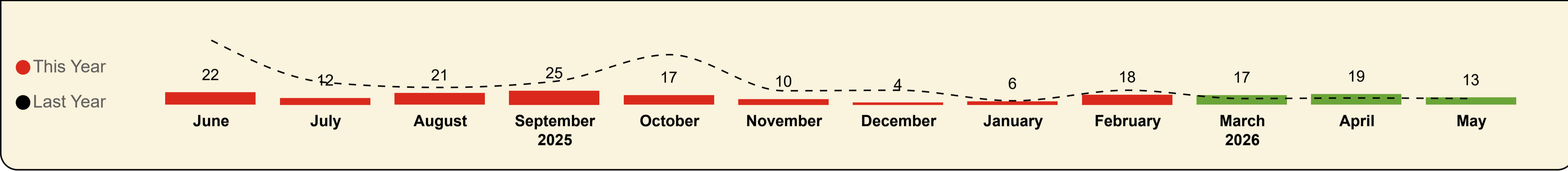


This Month YoY
43.6 LY: 7.4 (+489.2%)
YoY
120.3 LY: 180.6 (-33.4%)



Shipped Commercial Vehicles

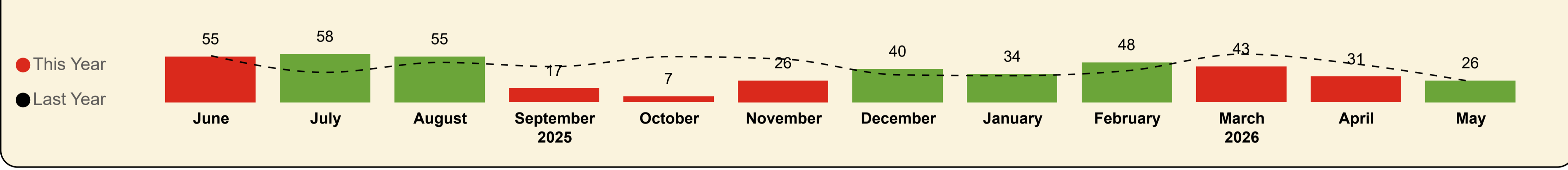
Oban - Colonsay



This Month YoY
13
LY: 11 (+18.2%)

YoY
184
LY: 437 (-57.9%)

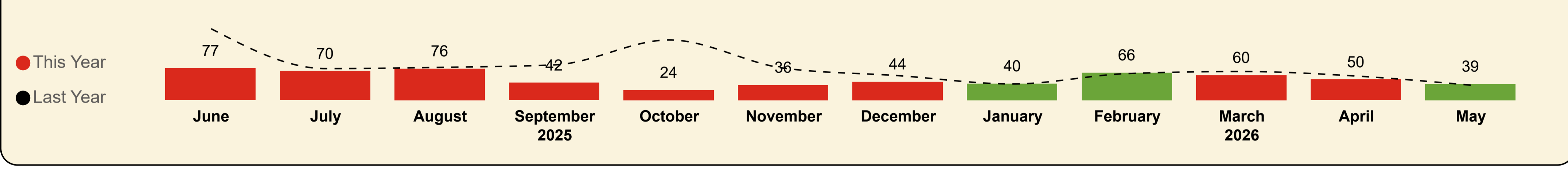
Kennacraig - Islay/C'say/Oban



This Month YoY
26
LY: 25 (+4%)

YoY
440
LY: 522 (-15.7%)

Colonsay Total

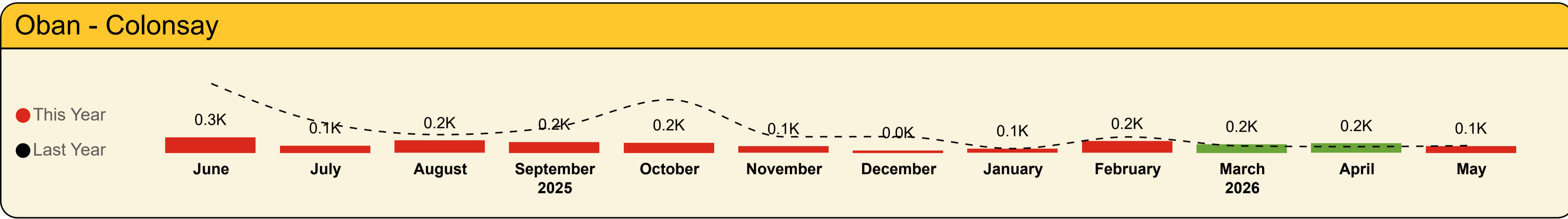


This Month YoY
39
LY: 36 (+8.3%)

YoY
624
LY: 959 (-34.9%)

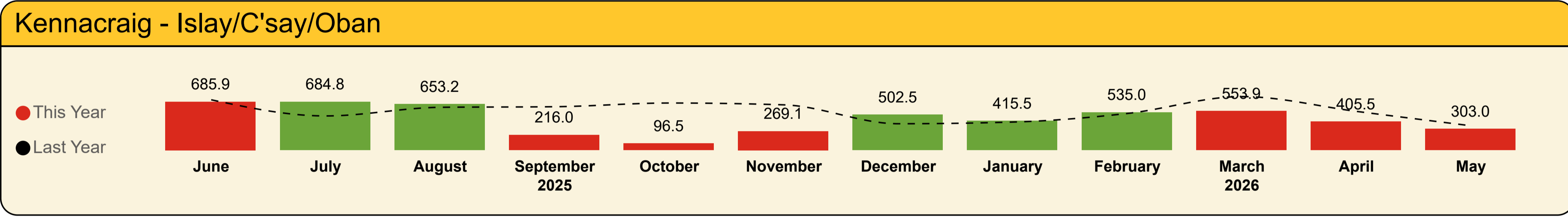


Shipped Commercial Vehicle Metres




This Month YoY
119.5
LY: 129.9 (-8%)

YoY
1.9K
LY: 4.8K (-61.2%)



This Month YoY
303.0
LY: 345.5 (-12.3%)

YoY
5.3K
LY: 6.7K (-20.3%)



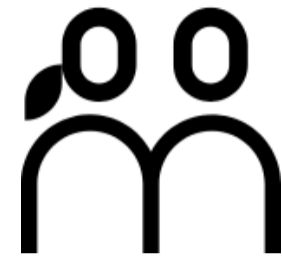
This Month YoY
422.5
LY: 475.4 (-11.1%)

YoY
7.2K
LY: 11.5K (-37.4%)



Colonsay Total

Contractual Carrying Groups



This Month 3,351	This Year 25,598
Last Year 3,019	Last Year 24,227
Variance 11.0%	Variance 5.7%

This Month 1,287	This Year 10,074
Last Year 1,066	Last Year 9,809
Variance 20.7%	Variance 2.7%

This Month 44	This Year 120
Last Year 7	Last Year 181
Variance 489.2%	Variance -33.4%

This Month 423	This Year 7,195
Last Year 475	Last Year 11,501
Variance -11.1%	Variance -37.4%

Passengers

Cars

Coach Metres


Commercial Vehicle Metres

Month	Last Year	This Year	Variance
Jun-25	3,113	3,563	14.5%
Jul-25	2,494	4,125	65.4%
Aug-25	3,788	4,230	11.7%
Sep-25	2,624	2,044	-22.1%
Oct-25	1,881	1,194	-36.5%
Nov-25	1,044	1,089	4.3%
Dec-25	920	1,132	23.0%
Jan-26	815	827	1.5%
Feb-26	924	1,118	21.0%
Mar-26	1,279	1,146	-10.4%
Apr-26	2,326	1,779	-23.5%
May-26	3,019	3,351	11.0%
Total	24,227	25,598	5.7%

Month	Last Year	This Year	Variance
Jun-25	1,125	1,295	15.1%
Jul-25	923	1,410	52.8%
Aug-25	1,456	1,413	-3.0%
Sep-25	1,094	897	-18.0%
Oct-25	808	543	-32.8%
Nov-25	519	530	2.1%
Dec-25	454	512	12.8%
Jan-26	415	406	-2.2%
Feb-26	470	536	14.0%
Mar-26	592	488	-17.6%
Apr-26	887	757	-14.7%
May-26	1,066	1,287	20.7%
Total	9,809	10,074	2.7%

Month	Last Year	This Year	Variance
Jun-25	61	14	-76.9%
Jul-25	20	7	-65.0%
Aug-25	0	7	0.0%
Sep-25	7	0	-100.0%
Oct-25	36	0	-100.0%
Nov-25	14	14	0.0%
Dec-25	0	0	0.0%
Jan-26	14	0	-100.0%
Feb-26	0	21	0.0%
Mar-26	7	14	89.2%
Apr-26	14	0	-100.0%
May-26	7	44	489.2%
Total	181	120	-33.4%

Month	Last Year	This Year	Variance
Jun-25	1,960	963	-50.9%
Jul-25	1,018	812	-20.2%
Aug-25	933	876	-6.1%
Sep-25	1,080	407	-62.3%
Oct-25	1,623	277	-83.0%
Nov-25	929	385	-58.6%
Dec-25	665	543	-18.4%
Jan-26	473	488	3.0%
Feb-26	805	743	-7.7%
Mar-26	881	707	-19.8%
Apr-26	659	574	-13.0%
May-26	475	423	-11.1%
Total	11,501	7,195	-37.4%



This Month 2,006	This Year 12,855
Last Year 1,997 Variance 0.5%	Last Year 13,867 Variance -7.3%

This Month 744	This Year 5,581
Last Year 730 Variance 1.9%	Last Year 6,170 Variance -9.5%

This Month 13	This Year 62
Last Year 0 Variance 0.0%	Last Year 76 Variance -17.9%

This Month 120	This Year 1,875
Last Year 130 Variance -8.0%	Last Year 4,826 Variance -61.2%

Passengers

Month	Last Year	This Year	Variance
Jun-25	1,526	1,509	-1.1%
Jul-25	1,741	1,696	-2.6%
Aug-25	2,189	1,437	-34.4%
Sep-25	1,565	1,770	13.1%
Oct-25	975	1,065	9.2%
Nov-25	455	459	0.9%
Dec-25	483	440	-8.9%
Jan-26	417	345	-17.3%
Feb-26	456	384	-15.8%
Mar-26	627	596	-4.9%
Apr-26	1,436	1,148	-20.1%
May-26	1,997	2,006	0.5%
Total	13,867	12,855	-7.3%

Cars

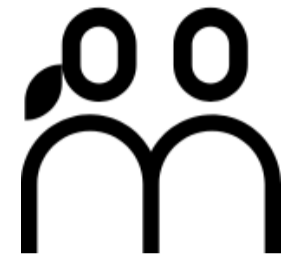
Month	Last Year	This Year	Variance
Jun-25	636	601	-5.5%
Jul-25	672	606	-9.8%
Aug-25	886	538	-39.3%
Sep-25	689	789	14.5%
Oct-25	488	502	2.9%
Nov-25	281	279	-0.7%
Dec-25	290	255	-12.1%
Jan-26	266	211	-20.7%
Feb-26	288	238	-17.4%
Mar-26	347	309	-11.0%
Apr-26	597	509	-14.7%
May-26	730	744	1.9%
Total	6,170	5,581	-9.5%

Coach Metres

Month	Last Year	This Year	Variance
Jun-25	0	0	0.0%
Jul-25	20	7	-65.0%
Aug-25	0	0	0.0%
Sep-25	0	0	0.0%
Oct-25	14	0	-100.0%
Nov-25	14	14	0.0%
Dec-25	0	0	0.0%
Jan-26	14	0	-100.0%
Feb-26	0	14	0.0%
Mar-26	0	14	0.0%
Apr-26	14	0	-100.0%
May-26	0	13	0.0%
Total	76	62	-17.9%

Commercial Vehicle Metres

Month	Last Year	This Year	Variance
Jun-25	1,247	277	-77.8%
Jul-25	533	128	-76.1%
Aug-25	326	223	-31.8%
Sep-25	464	191	-58.8%
Oct-25	956	180	-81.2%
Nov-25	288	116	-59.7%
Dec-25	290	40	-86.2%
Jan-26	75	72	-4.0%
Feb-26	285	208	-26.9%
Mar-26	123	153	24.5%
Apr-26	110	168	53.1%
May-26	130	120	-8.0%
Total	4,826	1,875	-61.2%



This Month 1,345	This Year 12,743
Last Year 1,022	Last Year 10,360
Variance 31.6%	Variance 23.0%

This Month 543	This Year 4,493
Last Year 336	Last Year 3,639
Variance 61.6%	Variance 23.5%

This Month 30	This Year 58
Last Year 7	Last Year 105
Variance 308.1%	Variance -44.6%

This Month 303	This Year 5,321
Last Year 346	Last Year 6,675
Variance -12.3%	Variance -20.3%

Passengers

Month	Last Year	This Year	Variance
Jun-25	1,587	2,054	29.4%
Jul-25	753	2,429	222.6%
Aug-25	1,599	2,793	74.7%
Sep-25	1,059	274	-74.1%
Oct-25	906	129	-85.8%
Nov-25	589	630	7.0%
Dec-25	437	692	58.4%
Jan-26	398	482	21.1%
Feb-26	468	734	56.8%
Mar-26	652	550	-15.6%
Apr-26	890	631	-29.1%
May-26	1,022	1,345	31.6%
Total	10,360	12,743	23.0%

Cars

Month	Last Year	This Year	Variance
Jun-25	489	694	41.9%
Jul-25	251	804	220.3%
Aug-25	570	875	53.5%
Sep-25	405	108	-73.3%
Oct-25	320	41	-87.2%
Nov-25	238	251	5.5%
Dec-25	164	257	56.7%
Jan-26	149	195	30.9%
Feb-26	182	298	63.7%
Mar-26	245	179	-26.9%
Apr-26	290	248	-14.5%
May-26	336	543	61.6%
Total	3,639	4,493	23.5%

Coach Metres

Month	Last Year	This Year	Variance
Jun-25	61	14	-76.9%
Jul-25	0	0	0.0%
Aug-25	0	7	0.0%
Sep-25	7	0	-100.0%
Oct-25	22	0	-100.0%
Nov-25	0	0	0.0%
Dec-25	0	0	0.0%
Jan-26	0	0	0.0%
Feb-26	0	7	0.0%
Mar-26	7	0	-100.0%
Apr-26	0	0	0.0%
May-26	7	30	308.1%
Total	105	58	-44.6%

Commercial Vehicle Metres

Month	Last Year	This Year	Variance
Jun-25	713	686	-3.8%
Jul-25	485	685	41.3%
Aug-25	607	653	7.7%
Sep-25	615	216	-64.9%
Oct-25	668	97	-85.5%
Nov-25	642	269	-58.1%
Dec-25	374	503	34.2%
Jan-26	398	416	4.3%
Feb-26	520	535	2.9%
Mar-26	759	554	-27.0%
Apr-26	549	406	-26.2%
May-26	346	303	-12.3%
Total	6,675	5,321	-20.3%



Cars



Oban - Colonsay

Month	Last Year	This Year	Var %
Jun-25	522	492	-9.1%
Jul-25	622	472	-26.0%
Aug-25	726	442	-41.0%
Sep-25	540	612	12.2%
Oct-25	381	374	0.8%
Nov-25	212	208	-9.1%
Dec-25	217	198	-9.3%
Jan-26	204	172	-21.1%
Feb-26	210	184	-15.6%
Mar-26	292	228	-14.6%
Apr-26	476	423	-16.3%
May-26	611	600	0.7%
Total	5,013	4,405	-13.3%

Kennacraig - Islay/C'say/Oban

Month	Last Year	This Year	Var %
Jun-25	333	543	67.3%
Jul-25	194	667	249.4%
Aug-25	301	764	145.7%
Sep-25	192	80	-53.4%
Oct-25	115	38	-70.7%
Nov-25	83	128	57.8%
Dec-25	103	129	23.2%
Jan-26	49	130	156.5%
Feb-26	95	234	150.0%
Mar-26	150	150	1.1%
Apr-26	169	160	-9.7%
May-26	195	350	78.5%
Total	1,979	3,373	70.1%



LGVs



Oban - Colonsay

Month	Last Year	This Year	Var
Jun-25	100	64	-36.0%
Jul-25	121	74	-38.8%
Aug-25	122	67	-45.1%
Sep-25	96	108	12.5%
Oct-25	80	88	10.0%
Nov-25	67	52	-22.4%
Dec-25	41	37	-9.8%
Jan-26	44	22	-50.0%
Feb-26	53	34	-35.8%
Mar-26	58	65	12.1%
Apr-26	87	33	-62.1%
May-26	70	73	4.3%
Total	939	717	-23.6%

Kennacraig - Islay/C'say/Oban

Month	Last Year	This Year	Var
Jun-25	33	56	69.7%
Jul-25	17	62	264.7%
Aug-25	24	45	87.5%
Sep-25	18	17	-5.6%
Oct-25	19	2	-89.5%
Nov-25	16	24	50.0%
Dec-25	4	6	50.0%
Jan-26	11	21	90.9%
Feb-26	14	34	142.9%
Mar-26	19	16	-15.8%
Apr-26	25	15	-40.0%
May-26	13	23	76.9%
Total	213	321	50.7%



Motorhomes



Oban - Colonsay

Month	Last Year	This Year	Var
Jun-25	6	19	216.7%
Jul-25	10	9	-10.0%
Aug-25	18	16	-11.1%
Sep-25	24	36	50.0%
Oct-25	8	12	50.0%
Nov-25	2	3	50.0%
Dec-25	3	2	-33.3%
Jan-26	4	4	0.0%
Feb-26	2	5	150.0%
Mar-26	3	4	33.3%
Apr-26	16	21	31.3%
May-26	23	44	91.3%
Total	119	175	47.1%

Kennacraig - Islay/C'say/Oban

Month	Last Year	This Year	Var
Jun-25	22	57	159.1%
Jul-25	14	55	292.9%
Aug-25	25	59	136.0%
Sep-25	21	11	-47.6%
Oct-25	5	0	-100.0%
Nov-25	1	3	200.0%
Dec-25	4	1	-75.0%
Jan-26	1	4	300.0%
Feb-26	4	10	150.0%
Mar-26	2	10	400.0%
Apr-26	11	8	-27.3%
May-26	23	40	73.9%
Total	133	258	94.0%



Caravans



Oban - Colonsay


Month	Last Year	This Year	Var
Jun-25	1	0	-100.0%
Jul-25	0	0	0.0%
Aug-25	0	0	0.0%
Sep-25	0	0	0.0%
Oct-25	1	0	-100.0%
Nov-25	1	0	-100.0%
Dec-25	0	0	0.0%
Jan-26	0	0	0.0%
Feb-26	1	0	-100.0%
Mar-26	0	1	0.0%
Apr-26	0	1	0.0%
May-26	1	0	-100.0%
Total	5	2	-60.0%

Kennacraig - Islay/C'say/Oban

Month	Last Year	This Year	Var
Jun-25	2	1	-50.0%
Jul-25	0	1	0.0%
Aug-25	2	1	-50.0%
Sep-25	0	0	0.0%
Oct-25	0	0	0.0%
Nov-25	0	0	0.0%
Dec-25	0	0	0.0%
Jan-26	0	0	0.0%
Feb-26	0	0	0.0%
Mar-26	0	0	0.0%
Apr-26	0	0	0.0%
May-26	2	1	-50.0%
Total	6	4	-33.3%



Trailers



Oban - Colonsay

Month	Last Year	This Year	Var
Jun-25	26	19	-26.9%
Jul-25	27	18	-33.3%
Aug-25	37	10	-73.0%
Sep-25	37	23	-37.8%
Oct-25	18	22	22.2%
Nov-25	23	14	-39.1%
Dec-25	12	17	41.7%
Jan-26	12	11	-8.3%
Feb-26	14	11	-21.4%
Mar-26	9	11	22.2%
Apr-26	10	15	50.0%
May-26	19	10	-47.4%
Total	244	181	-25.8%

Kennacraig - Islay/C'say/Oban

Month	Last Year	This Year	Var
Jun-25	7	8	14.3%
Jul-25	6	19	216.7%
Aug-25	8	13	62.5%
Sep-25	4	2	-50.0%
Oct-25	0	0	0.0%
Nov-25	2	4	100.0%
Dec-25	1	2	100.0%
Jan-26	1	4	300.0%
Feb-26	2	11	450.0%
Mar-26	8	4	-50.0%
Apr-26	1	3	200.0%
May-26	3	8	166.7%
Total	43	78	81.4%



Motorbikes



Oban - Colonsay

Month	Last Year	This Year	Var
Jun-25	1	0	-100.0%
Jul-25	4	0	-100.0%
Aug-25	0	3	0.0%
Sep-25	2	2	0.0%
Oct-25	0	3	0.0%
Nov-25	0	0	0.0%
Dec-25	1	0	-100.0%
Jan-26	0	0	0.0%
Feb-26	0	0	0.0%
Mar-26	1	0	-100.0%
Apr-26	9	0	-100.0%
May-26	6	1	-83.3%
Total	24	9	-62.5%

Kennacraig - Islay/C'say/Oban

Month	Last Year	This Year	Var
Jun-25	4	1	-75.0%
Jul-25	3	9	200.0%
Aug-25	1	12	1,100.0%
Sep-25	1	2	100.0%
Oct-25	0	0	0.0%
Nov-25	0	1	0.0%
Dec-25	0	0	0.0%
Jan-26	0	0	0.0%
Feb-26	0	0	0.0%
Mar-26	0	1	0.0%
Apr-26	0	2	0.0%
May-26	8	14	75.0%
Total	17	42	147.1%



Bicycles



Oban - Colonsay

MonthYear	Last Year	This Year	Var
Jun-25	49	86	75.5%
Jul-25	46	47	2.2%
Aug-25	45	60	33.3%
Sep-25	72	47	-34.7%
Oct-25	25	21	-16.0%
Nov-25	0	2	0.0%
Dec-25	3	1	-66.7%
Jan-26	3	1	-66.7%
Feb-26	4	2	-50.0%
Mar-26	10	8	-20.0%
Apr-26	55	42	-23.6%
May-26	148	135	-8.8%
Total	460	452	-1.7%

Kennacraig - Islay/C'say/Oban

MonthYear	Last Year	This Year	Var
Jun-25	16	129	706.3%
Jul-25	13	105	707.7%
Aug-25	26	125	380.8%
Sep-25	25	2	-92.0%
Oct-25	1	0	-100.0%
Nov-25	1	0	-100.0%
Dec-25	2	1	-50.0%
Jan-26	0	0	0.0%
Feb-26	0	0	0.0%
Mar-26	0	1	0.0%
Apr-26	27	7	-74.1%
May-26	31	41	32.3%
Total	142	411	189.4%




Reliability & Punctuality



Reliability

Year	Month	Kennacraig - Islay/C'say/Oban	Oban - Colonsay
2025	June	100.0%	93.2%
	July	87.9%	100.0%
	August	95.9%	81.8%
	September	63.6%	82.1%
	October	25.0%	84.0%
	November	60.0%	91.7%
	December	62.5%	92.9%
	2026	January	75.0%
February		100.0%	83.3%
March		64.7%	66.7%
April		36.1%	62.5%
May		82.8%	88.0%
Total		78.4%	84.1%



Punctuality

Year	Month	Kennacraig - Islay/C'say/Oban	Oban - Colonsay
2025	June	86.4%	87.8%
	July	68.6%	100.0%
	August	78.7%	88.9%
	September	100.0%	80.4%
	October	0.0%	83.3%
	November	83.3%	81.8%
	December	60.0%	92.3%
	2026	January	80.0%
February		43.8%	90.0%
March		45.5%	75.0%
April		76.9%	32.0%
May		70.8%	84.1%
Total		73.3%	82.5%



Reliability & Punctuality Summary

Summary of Scheduled, Operated, Cancelled, Late & Diverted Sailings

Year	Month	Route	Leg	Operated Sailings	Scheduled Sailings	Additional Sailings	Cancelled Sailings	Diverted Sailings	On Time	Late
2026	May	Kennacraig - Islay/C'say/Oban	Colonsay-Oban	5	4	2	1	0	2	1
2026	May	Kennacraig - Islay/C'say/Oban	Colonsay-Port Askaig	5	6	0	1	0	2	3
2026	May	Kennacraig - Islay/C'say/Oban	Colonsay-Port Ellen	1		1	0	0	0	0
2026	May	Kennacraig - Islay/C'say/Oban	Kennacraig-Port Askaig	5	6	0	1	0	5	0
2026	May	Kennacraig - Islay/C'say/Oban	Oban-Colonsay	5	4	2	1	0	3	0
2026	May	Kennacraig - Islay/C'say/Oban	Port Askaig-Colonsay	6	6	1	1	0	4	1
2026	May	Kennacraig - Islay/C'say/Oban	Port Askaig-Kennacraig	3	3	0	0	0	1	2
2026	May	Oban - Colonsay	Colonsay-Oban	24	25	2	3	0	19	3
2026	May	Oban - Colonsay	Oban-Colonsay	24	25	2	3	0	18	4
Total				78	79	10	11	0	54	14

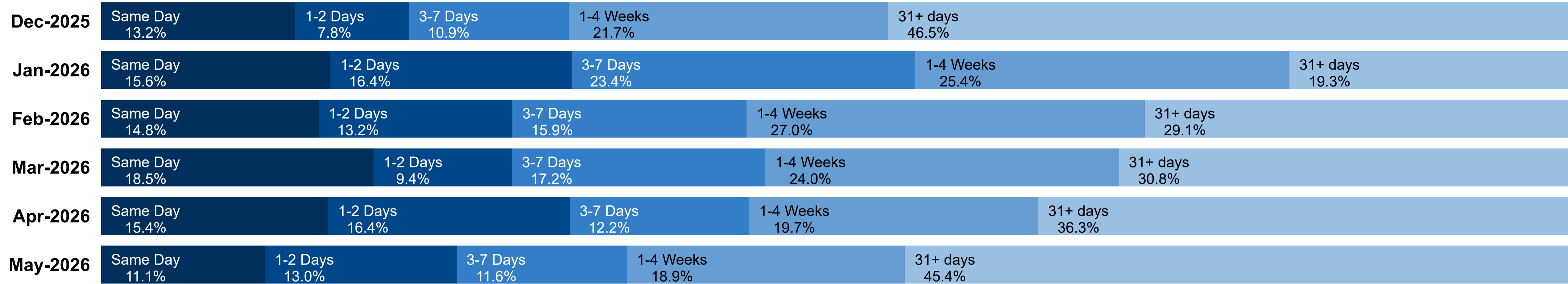
Monthly Performance Pack

Booking Lead Time by Month of Travel

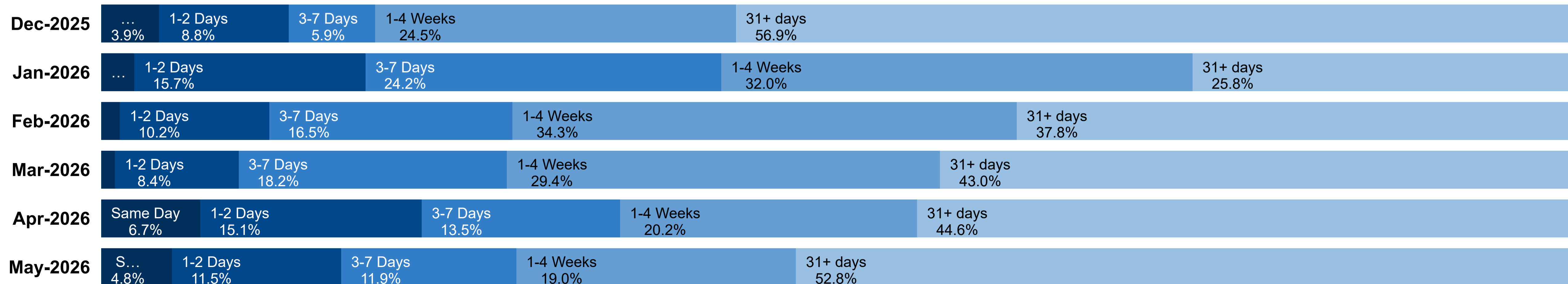


This visual shows how far in advance customers book their travel, grouped by the month in which they actually travel.

All Bookings



Bookings with Vehicles



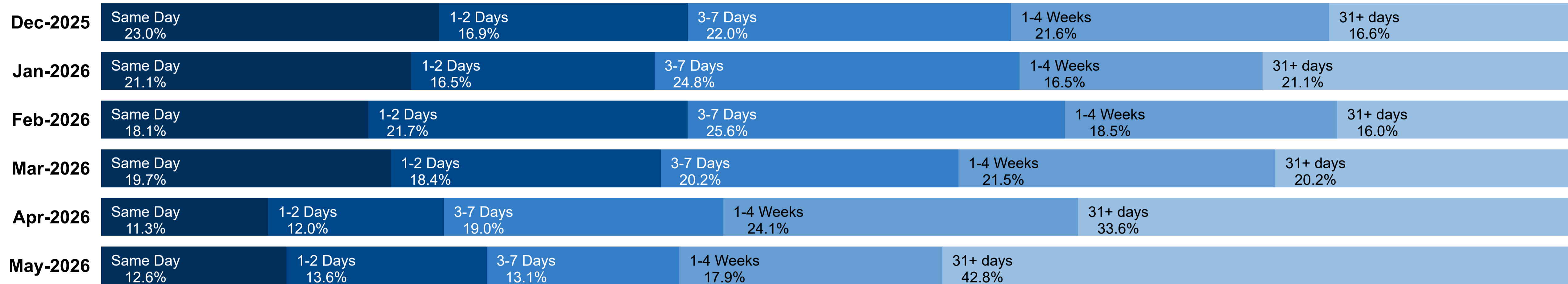
Monthly Performance Pack

Booking Lead Time by Month of Travel



This visual shows how far in advance customers book their travel, grouped by the month in which they actually travel.

All Bookings



Bookings with Vehicles

