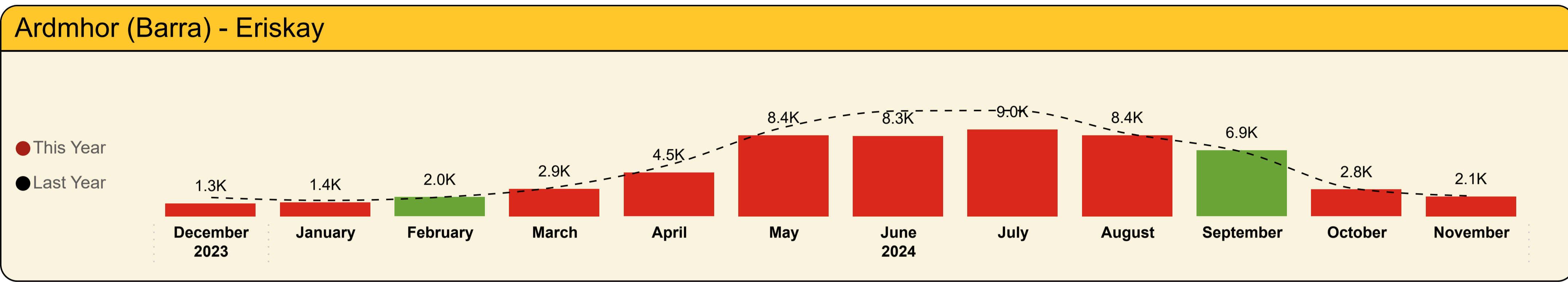




Shipped Passengers

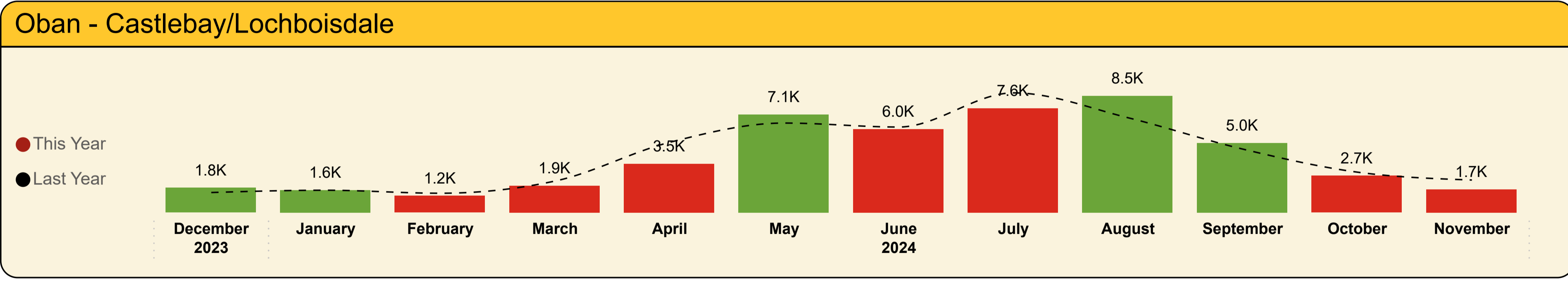


This Month YoY

2,051
LY: 2,112 (-2.89%)

YoY

58,064
LY: 65,365 (-11.2%)

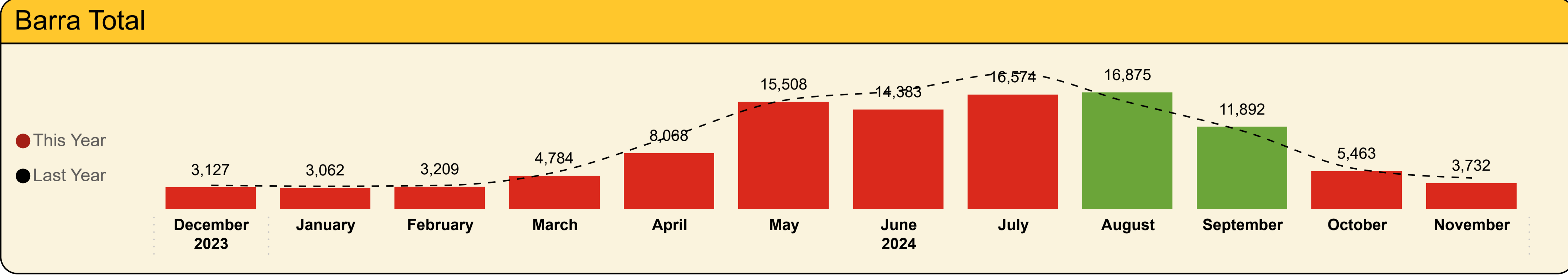


This Month YoY

1,681
LY: 2,355 (-28.62%)

YoY

48,613
LY: 49,886 (-2.6%)



This Month YoY

3,732
LY: 4,467 (-16.45%)

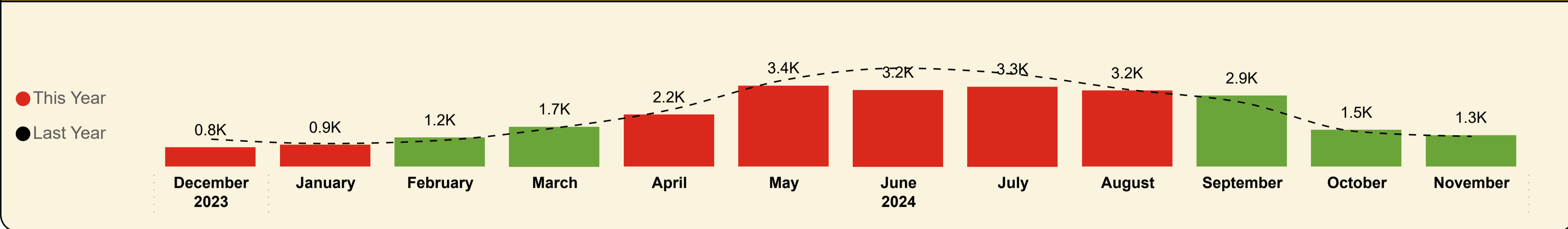
YoY

106,677
LY: 115,251 (-7.4%)



Shipped Cars

Ardmhor (Barra) - Eriskay



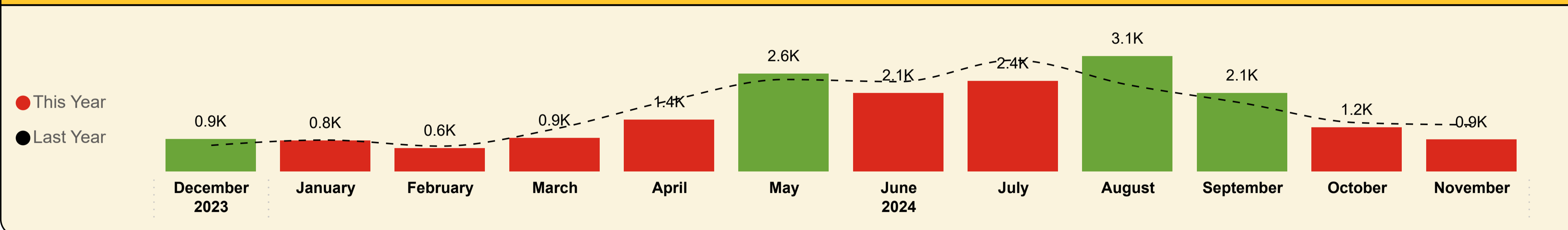
This Month YoY

1,301
LY: 1,259 (+3.34%)

YoY

25,542
LY: 27,284 (-6.4%)

Oban - Castlebay/Lochboisdale



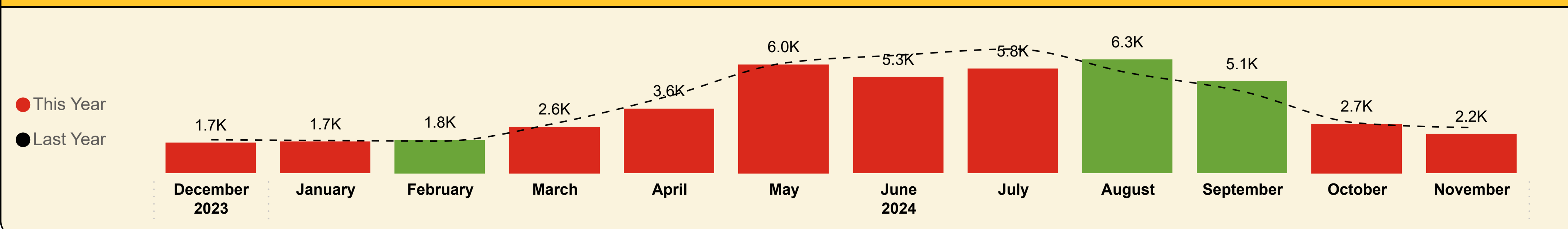
This Month YoY

859
LY: 1,256 (-31.61%)

YoY

19,093
LY: 19,932 (-4.2%)

Barra Total



This Month YoY

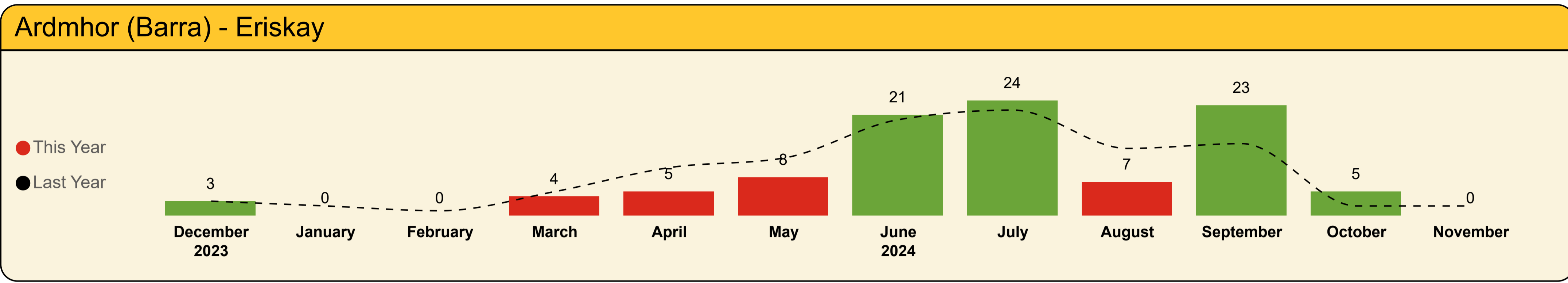
2,160
LY: 2,515 (-14.12%)

YoY

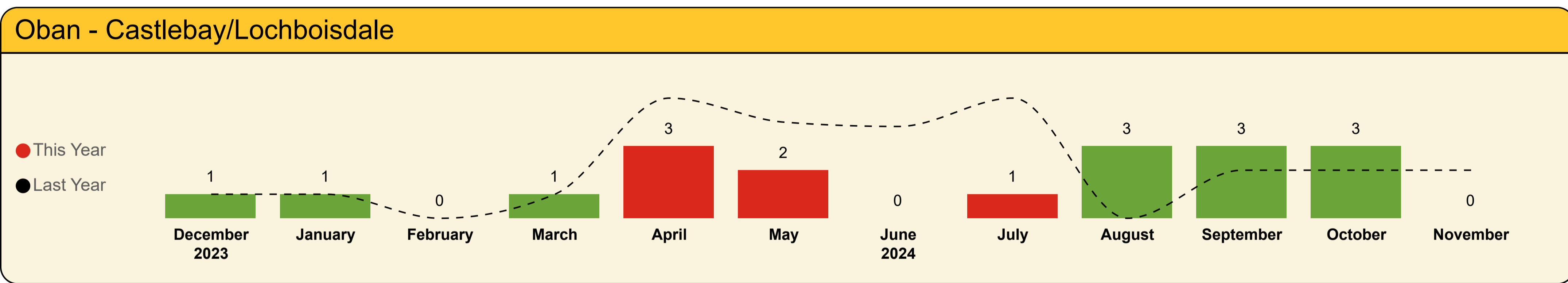
44,635
LY: 47,216 (-5.5%)



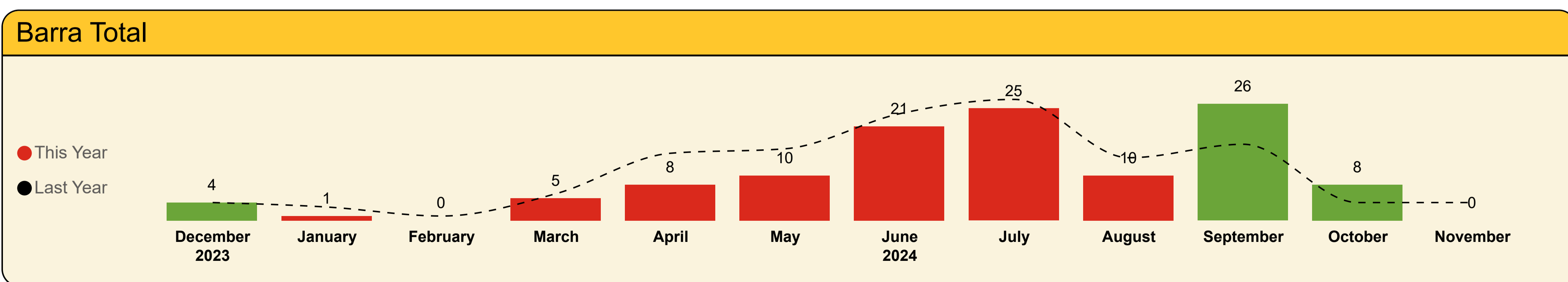
Shipped Coaches



This Month YoY
0 LY: 2 (-100%)
YoY
100 LY: 108 (-7.4%)



This Month YoY
0 LY: 2 (-100%)
YoY
18 LY: 27 (-32.9%)

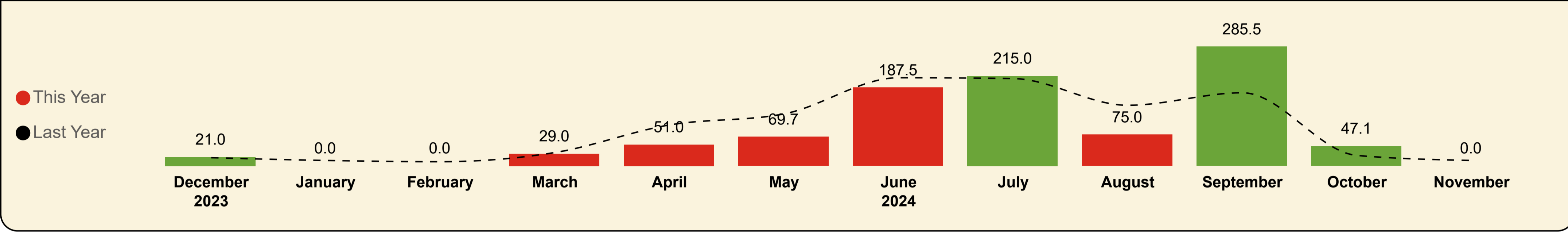


This Month YoY
0 LY: 4 (-100%)
YoY
118 LY: 135 (-12.5%)



Shipped Coach Metres

Ardmhor (Barra) - Eriskay



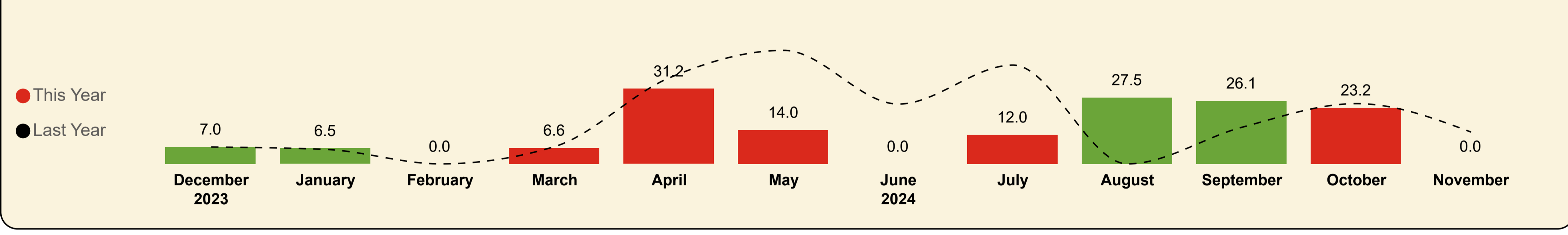
This Month YoY

0.0
LY: 13.0 (-100%)

YoY

980.8
LY: 1.1K (-8.8%)

Oban - Castlebay/Lochboisdale



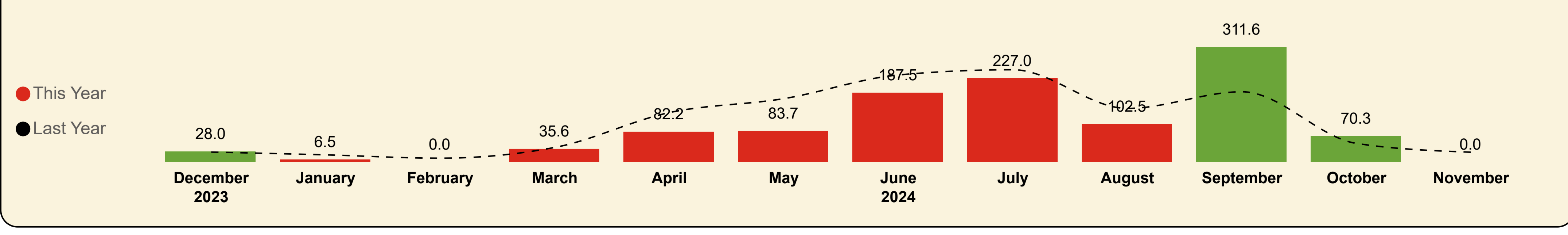
This Month YoY

0.0
LY: 13.2 (-100%)

YoY

154.1
LY: 222.2 (-30.7%)

Barra Total



This Month YoY

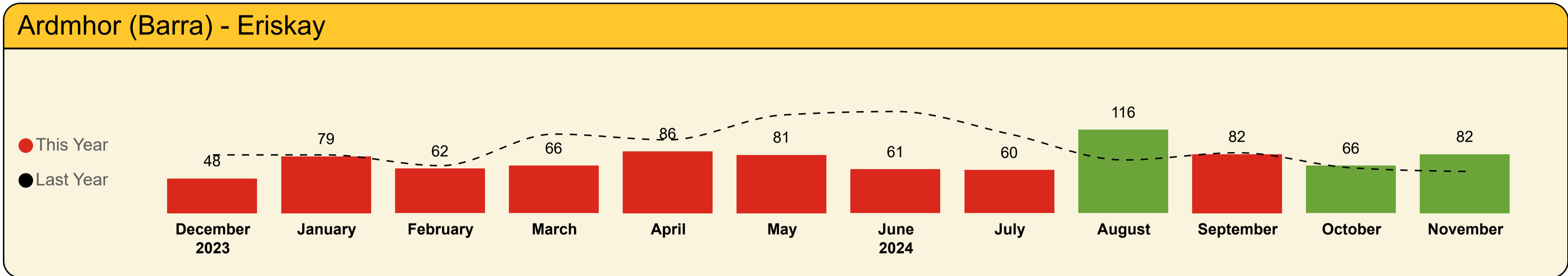
0.0
LY: 26.2 (-100%)

YoY

1.1K
LY: 1.3K (-12.5%)



Shipped Commercial Vehicles

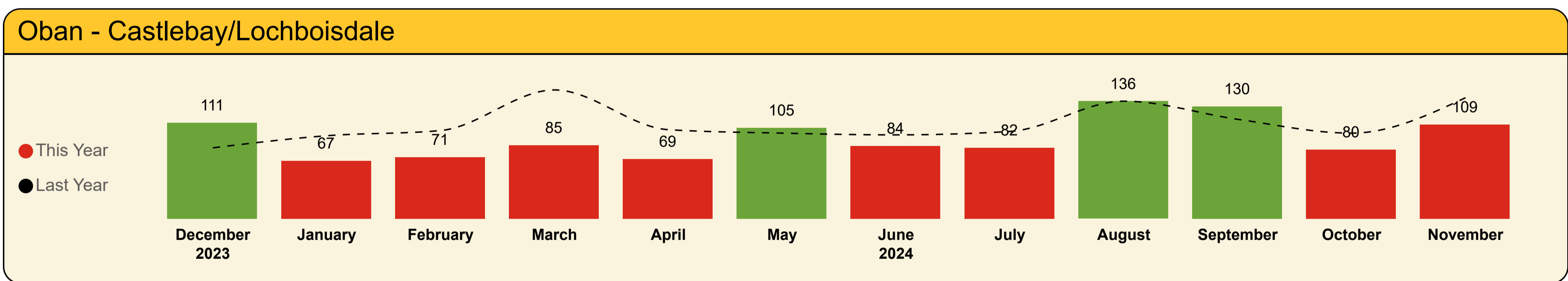


This Month YoY

82
LY: 58 (+41.4%)

YoY

889
LY: 1,107 (-19.7%)

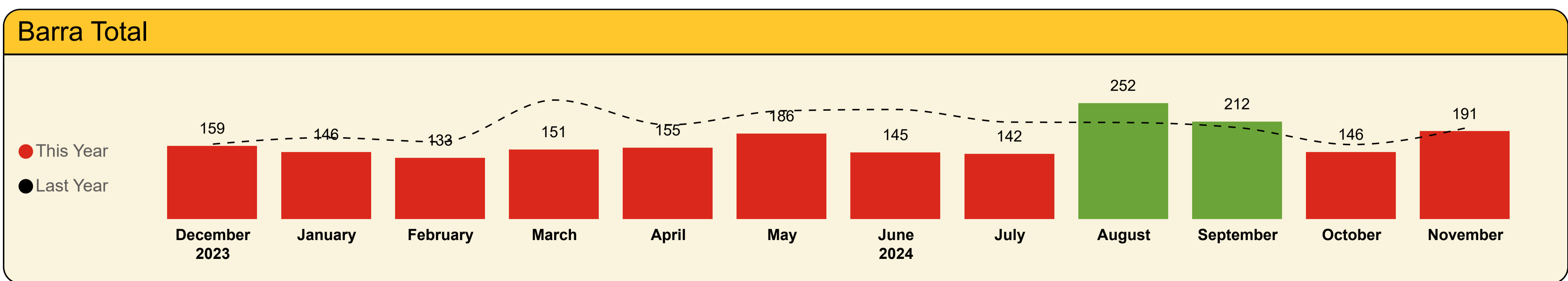


This Month YoY

109
LY: 140 (-22.1%)

YoY

1,129
LY: 1,319 (-14.4%)



This Month YoY

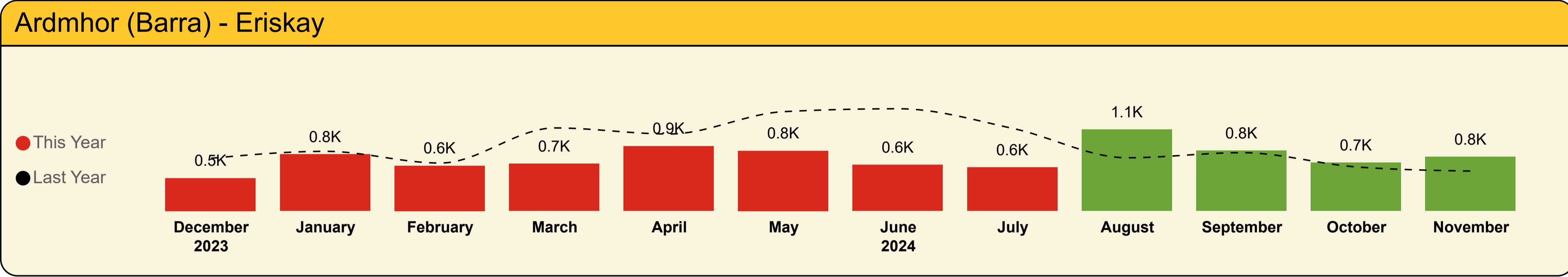
191
LY: 198 (-3.5%)

YoY

2,018
LY: 2,426 (-16.8%)



Shipped Commercial Vehicle Metres

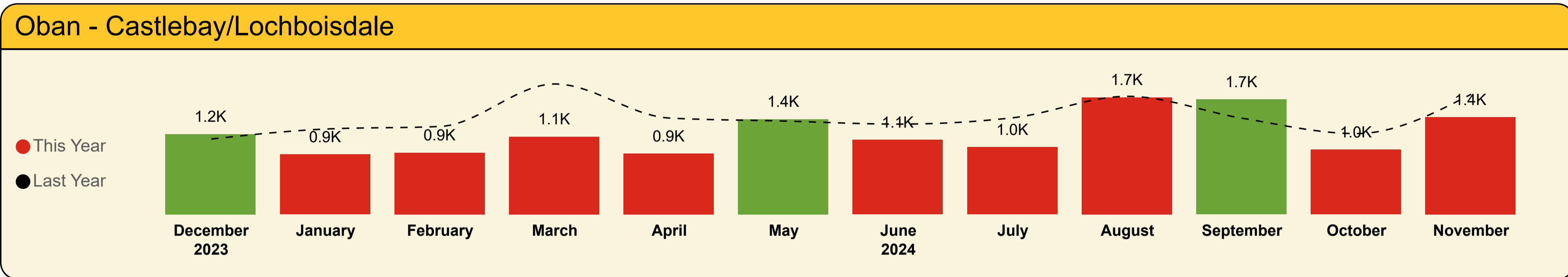


This Month YoY

751.0
LY: 553.0 (+35.8%)

YoY

8.9K
LY: 11.1K (-19.9%)

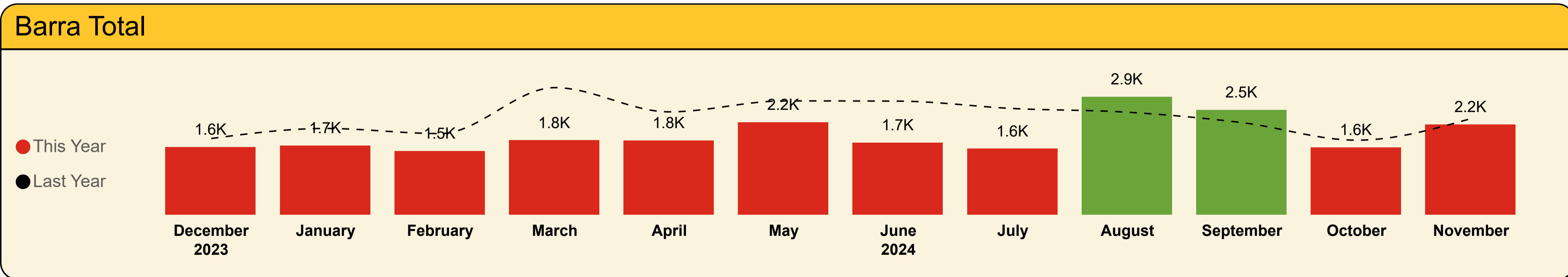


This Month YoY

1.4K
LY: 1.8K (-19.1%)

YoY

14.4K
LY: 17.3K (-17%)



This Month YoY

2.2K
LY: 2.3K (-6.1%)

YoY

23.3K
LY: 28.4K (-18.1%)



Barra Total

Contractual Carrying Groups



This Month YoY
3,732
LY: 4,467 (-16.5%)

YoY
106,677
LY: 115,251 (-7.4%)



This Month YoY
2,160
LY: 2,515 (-14.1%)

YoY
44,635
LY: 47,216 (-5.5%)



This Month YoY
0.0
LY: 26.2 (-100%)

YoY
1.1K
LY: 1.3K (-12.5%)



This Month YoY
2.2K
LY: 2.3K (-6.1%)

YoY
23.3K
LY: 28.4K (-18.1%)

Passengers

Year	Month	Last Year	This Year	Variance %
2023	December	3,400	3,127	-8.0 %
2024	January	3,266	3,062	-6.2 %
2024	February	3,384	3,209	-5.2 %
2024	March	5,293	4,784	-9.6 %
2024	April	10,434	8,068	-22.7 %
2024	May	15,727	15,508	-1.4 %
2024	June	17,132	14,383	-16.0 %
2024	July	19,655	16,574	-15.7 %
2024	August	15,454	16,875	9.2 %
2024	September	11,278	11,892	5.4 %
2024	October	5,760	5,463	-5.2 %
2024	November	4,467	3,732	-16.5 %
Total		115,251	106,677	-7.4 %

Cars

Year	Month	Last Year	This Year	Variance %
2023	December	1,846	1,677	-9.2 %
2024	January	1,805	1,738	-3.7 %
2024	February	1,772	1,836	3.6 %
2024	March	2,752	2,558	-7.0 %
2024	April	4,266	3,557	-16.6 %
2024	May	6,079	5,997	-1.3 %
2024	June	6,512	5,301	-18.6 %
2024	July	6,849	5,762	-15.9 %
2024	August	5,541	6,270	13.2 %
2024	September	4,508	5,061	12.3 %
2024	October	2,772	2,718	-1.9 %
2024	November	2,515	2,160	-14.1 %
Total		47,216	44,635	-5.5 %

Coach Metres

Year	Month	Last Year	This Year	Variance %
2023	December	26.6	28.0	5.3 %
2024	January	19.0	6.5	-65.8 %
2024	February	10.0	0.0	-100.0 %
2024	March	39.2	35.6	-9.2 %
2024	April	133.7	82.2	-38.5 %
2024	May	171.6	83.7	-51.2 %
2024	June	235.8	187.5	-20.5 %
2024	July	250.0	227.0	-9.2 %
2024	August	145.1	102.5	-29.4 %
2024	September	190.2	311.6	63.8 %
2024	October	50.0	70.3	40.6 %
2024	November	26.2	0.0	-100.0 %
Total		1,297.4	1,134.9	-12.5 %

Commercial Vehicle Metres

Year	Month	Last Year	This Year	Variance %
2023	December	1,846.2	1,641.7	-11.1 %
2024	January	2,090.1	1,674.4	-19.9 %
2024	February	1,965.9	1,540.1	-21.7 %
2024	March	3,080.9	1,803.1	-41.5 %
2024	April	2,493.2	1,798.2	-27.9 %
2024	May	2,758.9	2,243.6	-18.7 %
2024	June	2,753.4	1,743.6	-36.7 %
2024	July	2,574.3	1,600.4	-37.8 %
2024	August	2,484.4	2,859.6	15.1 %
2024	September	2,231.8	2,538.3	13.7 %
2024	October	1,806.2	1,628.2	-9.9 %
2024	November	2,330.5	2,189.3	-6.1 %
Total		28,415.7	23,260.5	-18.1 %



Ardmhor (Barra) - Eriskay

Contractual Carrying Groups



This Month YoY

2,051

LY: 2,112 (-2.9%)

YoY

58,064

LY: 65,365 (-11.2%)



This Month YoY


1,301

LY: 1,259 (+3.3%)

YoY

25,542

LY: 27,284 (-6.4%)



This Month YoY

0.0

LY: 13.0 (-100%)

YoY

980.8

LY: 1.1K (-8.8%)



This Month YoY

751.0

LY: 553.0 (+35.8%)

YoY

8.9K

LY: 11.1K (-19.9%)

Passengers

Year	Month	Last Year	This Year	Variance %
2023	December	1,950	1,331	-31.7 %
2024	January	1,650	1,441	-12.7 %
2024	February	1,986	1,996	0.5 %
2024	March	3,012	2,852	-5.3 %
2024	April	5,352	4,541	-15.2 %
2024	May	9,250	8,418	-9.0 %
2024	June	10,943	8,344	-23.8 %
2024	July	10,994	9,019	-18.0 %
2024	August	8,594	8,424	-2.0 %
2024	September	6,685	6,853	2.5 %
2024	October	2,836	2,794	-1.5 %
2024	November	2,112	2,051	-2.9 %
Total		65,365	58,064	-11.2 %

Cars

Year	Month	Last Year	This Year	Variance %
2023	December	1,142	801	-29.9 %
2024	January	959	904	-5.7 %
2024	February	1,090	1,209	10.9 %
2024	March	1,605	1,656	3.2 %
2024	April	2,357	2,162	-8.3 %
2024	May	3,600	3,362	-6.6 %
2024	June	4,092	3,187	-22.1 %
2024	July	3,851	3,324	-13.7 %
2024	August	3,206	3,161	-1.4 %
2024	September	2,665	2,947	10.6 %
2024	October	1,458	1,528	4.8 %
2024	November	1,259	1,301	3.3 %
Total		27,284	25,542	-6.4 %

Coach Metres

Year	Month	Last Year	This Year	Variance %
2023	December	19.6	21.0	7.1 %
2024	January	13.0	0.0	-100.0 %
2024	February	10.0	0.0	-100.0 %
2024	March	32.0	29.0	-9.4 %
2024	April	98.0	51.0	-48.0 %
2024	May	124.5	69.7	-44.0 %
2024	June	211.0	187.5	-11.1 %
2024	July	209.0	215.0	2.9 %
2024	August	145.1	75.0	-48.3 %
2024	September	175.0	285.5	63.1 %
2024	October	25.0	47.1	88.4 %
2024	November	13.0	0.0	-100.0 %
Total		1,075.2	980.8	-8.8 %

Commercial Vehicle Metres

Year	Month	Last Year	This Year	Variance %
2023	December	731.0	454.5	-37.8 %
2024	January	827.0	786.0	-5.0 %
2024	February	664.5	628.0	-5.5 %
2024	March	1,151.5	654.0	-43.2 %
2024	April	1,067.5	898.5	-15.8 %
2024	May	1,377.5	835.0	-39.4 %
2024	June	1,417.4	639.5	-54.9 %
2024	July	1,144.3	604.5	-47.2 %
2024	August	737.7	1,130.2	53.2 %
2024	September	808.5	836.5	3.5 %
2024	October	610.5	670.0	9.7 %
2024	November	553.0	751.0	35.8 %
Total		11,090.3	8,887.7	-19.9 %



This Month YoY	YoY
1,681	48,613
LY: 2,355 (-28.6%)	LY: 49,886 (-2.6%)



This Month YoY	YoY
859	19,093
LY: 1,256 (-31.6%)	LY: 19,932 (-4.2%)



This Month YoY	YoY
0.0	154.1
LY: 13.2 (-100%)	LY: 222.2 (-30.7%)



This Month YoY	YoY
1.4K	14.4K
LY: 1.8K (-19.1%)	LY: 17.3K (-17%)

Passengers

Year	Month	Last Year	This Year	Variance %
2023	December	1,450	1,796	23.9 %
2024	January	1,616	1,621	0.3 %
2024	February	1,398	1,213	-13.2 %
2024	March	2,281	1,932	-15.3 %
2024	April	5,082	3,527	-30.6 %
2024	May	6,477	7,090	9.5 %
2024	June	6,189	6,039	-2.4 %
2024	July	8,661	7,555	-12.8 %
2024	August	6,860	8,451	23.2 %
2024	September	4,593	5,039	9.7 %
2024	October	2,924	2,669	-8.7 %
2024	November	2,355	1,681	-28.6 %
Total		49,886	48,613	-2.6 %

Cars

Year	Month	Last Year	This Year	Variance %
2023	December	704	876	24.4 %
2024	January	846	834	-1.4 %
2024	February	682	627	-8.1 %
2024	March	1,147	902	-21.4 %
2024	April	1,909	1,395	-26.9 %
2024	May	2,478	2,635	6.3 %
2024	June	2,420	2,114	-12.6 %
2024	July	2,998	2,438	-18.7 %
2024	August	2,335	3,109	33.1 %
2024	September	1,843	2,114	14.7 %
2024	October	1,314	1,190	-9.4 %
2024	November	1,256	859	-31.6 %
Total		19,932	19,093	-4.2 %

Coach Metres

Year	Month	Last Year	This Year	Variance %
2023	December	7.0	7.0	0.0 %
2024	January	6.0	6.5	8.3 %
2024	February	0.0	0.0	0.0 %
2024	March	7.2	6.6	-8.3 %
2024	April	35.7	31.2	-12.6 %
2024	May	47.1	14.0	-70.3 %
2024	June	24.8	0.0	-100.0 %
2024	July	41.0	12.0	-70.7 %
2024	August	0.0	27.5	0.0 %
2024	September	15.2	26.1	71.7 %
2024	October	25.0	23.2	-7.2 %
2024	November	13.2	0.0	-100.0 %
Total		222.2	154.1	-30.7 %

Commercial Vehicle Metres

Year	Month	Last Year	This Year	Variance %
2023	December	1,115.2	1,187.2	6.5 %
2024	January	1,263.1	888.4	-29.7 %
2024	February	1,301.4	912.1	-29.9 %
2024	March	1,929.4	1,149.1	-40.4 %
2024	April	1,425.7	899.7	-36.9 %
2024	May	1,381.4	1,408.6	2.0 %
2024	June	1,336.0	1,104.1	-17.4 %
2024	July	1,430.0	995.9	-30.4 %
2024	August	1,746.7	1,729.4	-1.0 %
2024	September	1,423.3	1,701.8	19.6 %
2024	October	1,195.7	958.2	-19.9 %
2024	November	1,777.5	1,438.3	-19.1 %
Total		17,325.4	14,372.8	-17.0 %



Cars



Ardmhor (Barra) - Eriskay


Year	Month	Last Year	This Year	Var %
2023	December	892	355	-60.2 %
2024	January	741	467	-37.0 %
2024	February	897	530	-40.9 %
2024	March	1,236	776	-37.2 %
2024	April	1,829	1,238	-32.3 %
2024	May	1,680	1,453	-13.5 %
2024	June	1,571	1,684	7.2 %
2024	July	1,293	1,732	34.0 %
2024	August	1,385	2,110	52.3 %
2024	September	1,041	1,491	43.2 %
2024	October	599	839	40.1 %
2024	November	561	680	21.2 %
Total		13,725	13,355	-2.7 %

Oban - Castlebay/Lochboisdale

Year	Month	Last Year	This Year	Var %
2023	December	583	748	28.3 %
2024	January	669	690	3.1 %
2024	February	516	528	2.3 %
2024	March	863	745	-13.7 %
2024	April	1,377	1,319	-4.2 %
2024	May	1,271	2,070	62.9 %
2024	June	1,156	1,875	62.2 %
2024	July	1,987	2,265	14.0 %
2024	August	1,315	2,408	83.1 %
2024	September	1,182	1,534	29.8 %
2024	October	1,012	924	-8.7 %
2024	November	972	622	-36.0 %
Total		12,903	15,728	21.9 %



LGVs



Ardmhor (Barra) - Eriskay				
Year	Month	Last Year	This Year	Var %
2023	December	224	119	-46.9 %
2024	January	189	138	-27.0 %
2024	February	174	158	-9.2 %
2024	March	321	218	-32.1 %
2024	April	328	203	-38.1 %
2024	May	272	165	-39.3 %
2024	June	166	167	0.6 %
2024	July	126	185	46.8 %
2024	August	145	211	45.5 %
2024	September	103	211	104.9 %
2024	October	105	151	43.8 %
2024	November	165	157	-4.8 %
Total		2,318	2,083	-10.1 %

Oban - Castlebay/Lochboisdale				
Year	Month	Last Year	This Year	Var %
2023	December	102	86	-15.7 %
2024	January	151	79	-47.7 %
2024	February	139	88	-36.7 %
2024	March	231	109	-52.8 %
2024	April	260	139	-46.5 %
2024	May	206	194	-5.8 %
2024	June	140	153	9.3 %
2024	July	163	160	-1.8 %
2024	August	129	144	11.6 %
2024	September	117	183	56.4 %
2024	October	129	126	-2.3 %
2024	November	151	135	-10.6 %
Total		1,918	1,596	-16.8 %



Motorhomes



Ardmhor (Barra) - Eriskay

Year	Month	Last Year	This Year	Var %
2023	December	4	3	-25.0 %
2024	January	2	13	550.0 %
2024	February	1	8	700.0 %
2024	March	20	51	155.0 %
2024	April	137	212	54.7 %
2024	May	265	513	93.6 %
2024	June	358	415	15.9 %
2024	July	210	358	70.5 %
2024	August	234	390	66.7 %
2024	September	256	416	62.5 %
2024	October	49	69	40.8 %
2024	November	13	18	38.5 %
Total		1,549	2,466	59.2 %

Oban - Castlebay/Lochboisdale

Year	Month	Last Year	This Year	Var %
2023	December	1	11	1000.0 %
2024	January	11	17	54.5 %
2024	February	8	15	87.5 %
2024	March	23	49	113.0 %
2024	April	236	245	3.8 %
2024	May	383	697	82.0 %
2024	June	244	459	88.1 %
2024	July	307	416	35.5 %
2024	August	236	449	90.3 %
2024	September	281	385	37.0 %
2024	October	64	80	25.0 %
2024	November	26	23	-11.5 %
Total		1,820	2,846	56.4 %




Reliability & Punctuality



Reliability

Route		Ardmhor (Barra) - Eriskay		Oban - Castlebay/Lochboisdale	
Year	Month	Contractual	Actual	Contractual	Actual
2023	December	100.0%	70.6%	93.3%	71.7%
2024	January	100.0%	84.7%	100.0%	62.8%
	February	97.7%	89.5%	81.7%	58.5%
	March	100.0%	90.8%	100.0%	60.0%
	April	100.0%	92.5%	86.7%	76.7%
	May	98.7%	98.7%	100.0%	100.0%
	June	96.6%	95.3%	100.0%	96.7%
	July	95.8%	95.5%	100.0%	96.8%
	August	98.7%	94.7%	100.0%	96.8%
	September	98.6%	91.9%	100.0%	96.7%
	October	98.3%	81.0%	100.0%	80.4%
	November	100.0%	87.7%	56.4%	43.6%
Total		98.7%	89.7%	92.4%	76.4%



Punctuality

Route		Ardmhor (Barra) - Eriskay		Oban - Castlebay/Lochboisdale	
Year	Month	Contractual	Actual	Contractual	Actual
2023	December	100.0%	99.5%	97.7%	72.1%
2024	January	100.0%	98.7%	90.7%	81.5%
	February	99.2%	97.5%	100.0%	79.2%
	March	99.2%	97.3%	95.2%	45.2%
	April	100.0%	99.6%	93.5%	89.1%
	May	99.3%	98.0%	100.0%	96.8%
	June	99.6%	99.3%	96.6%	84.5%
	July	98.0%	95.6%	93.3%	83.3%
	August	100.0%	100.0%	96.7%	85.0%
	September	100.0%	100.0%	100.0%	93.1%
	October	100.0%	98.8%	100.0%	84.4%
	November	100.0%	98.8%	97.1%	97.1%
Total		99.6%	98.6%	96.7%	83.3%



Reliability & Punctuality Summary

Summary of Scheduled, Operated, Cancelled & Diverted Sailings
by Route & Leg

Year	Month	Route	Leg	Operated Sailings	Scheduled Sailings	Additional Sailings	Cancelled Sailings	Diverted Sailings
2024	November	Ardmhor (Barra) - Eriskay	Ardmhor-Eriskay	130	138	9	17	0
2024	November	Ardmhor (Barra) - Eriskay	Eriskay-Ardmhor	130	138	9	17	0
2024	November	Oban - Castlebay/Lochboisdale	Castlebay-Lochboisdale	6		6	0	0
2024	November	Oban - Castlebay/Lochboisdale	Castlebay-Oban	15	21	1	7	0
2024	November	Oban - Castlebay/Lochboisdale	Lochboisdale-Castlebay	1		1	0	0
2024	November	Oban - Castlebay/Lochboisdale	Lochboisdale-Oban	6	18	4	16	0
2024	November	Oban - Castlebay/Lochboisdale	Oban-Castlebay	19	21	3	5	1
2024	November	Oban - Castlebay/Lochboisdale	Oban-Lochboisdale	3	18	1	16	1
Total				310	354	34	78	2

Summary of Cancellations, Lateness & Relief Events
by Route & Leg

Year	Month	Route	Leg	Cancelled Sailings	Cancelled (Relief)	Cancelled (No Relief)	On Time	Level 1 Late	Level 1 (Relief)	Level 1 (No Relief)	Level 2 Late	Level 2 (Relief)	Level 2 (No Relief)
2024	November	Ardmhor (Barra) - Eriskay	Ardmhor-Eriskay	17	17	0	120	1	1	0	0	0	0
2024	November	Ardmhor (Barra) - Eriskay	Eriskay-Ardmhor	17	17	0	119	1	1	0	1	1	0
2024	November	Oban - Castlebay/Lochboisdale	Castlebay-Lochboisdale	0	0	0	0	0	0	0	0	0	0
2024	November	Oban - Castlebay/Lochboisdale	Castlebay-Oban	7	4	3	13	0	0	0	1	0	1
2024	November	Oban - Castlebay/Lochboisdale	Lochboisdale-Castlebay	0	0	0	0	0	0	0	0	0	0
2024	November	Oban - Castlebay/Lochboisdale	Lochboisdale-Oban	16	1	15	2	0	0	0	0	0	0
2024	November	Oban - Castlebay/Lochboisdale	Oban-Castlebay	5	4	1	16	0	0	0	0	0	0
2024	November	Oban - Castlebay/Lochboisdale	Oban-Lochboisdale	16	1	15	2	0	0	0	0	0	0
Total				78	44	34	272	2	2	0	2	1	1