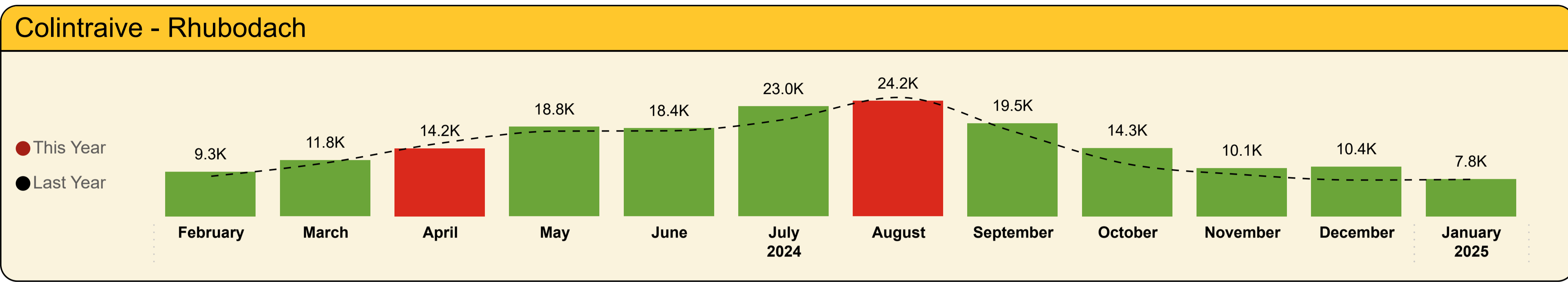




Shipped Passengers

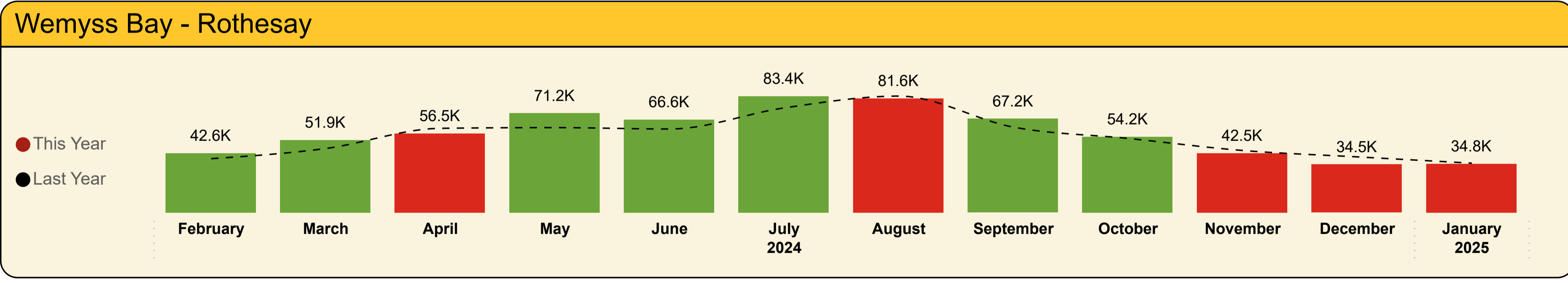


This Month YoY

7,795
LY: 7,727 (+0.88%)

YoY

181,837
LY: 168,536 (+7.89%)

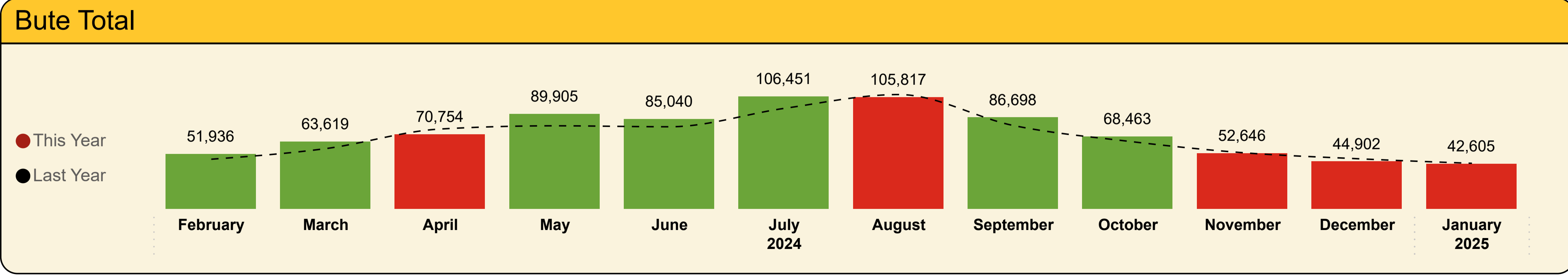


This Month YoY

34,810
LY: 35,374 (-1.59%)

YoY

686,999
LY: 657,690 (+4.46%)



This Month YoY

42,605
LY: 43,101 (-1.15%)

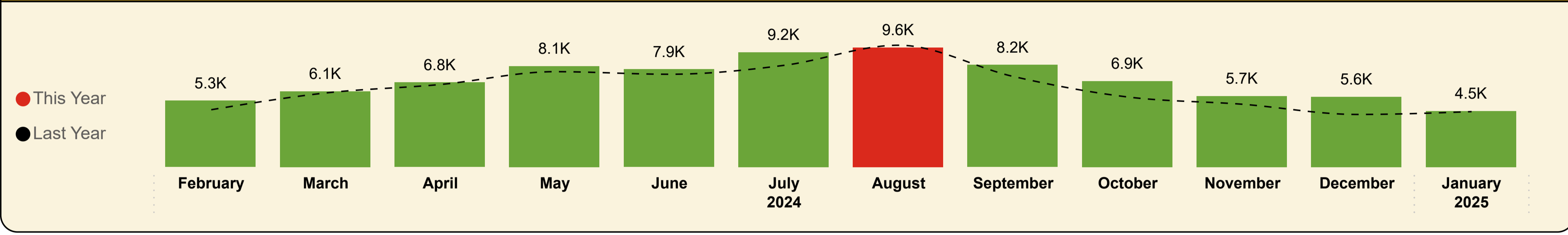
YoY

868,836
LY: 826,226 (+5.16%)



Shipped Cars

Colintraive - Rhubodach



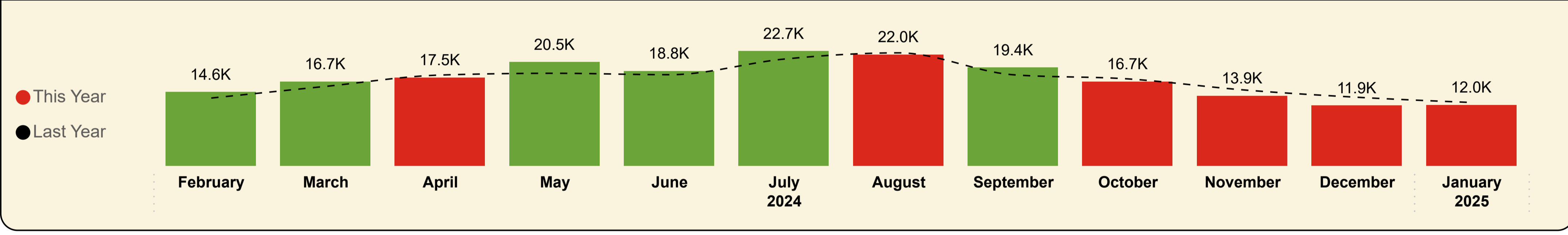
This Month YoY

4,509
LY: 4,460 (+1.1%)

YoY

84,115
LY: 77,037 (+9.19%)

Wemyss Bay - Rothesay



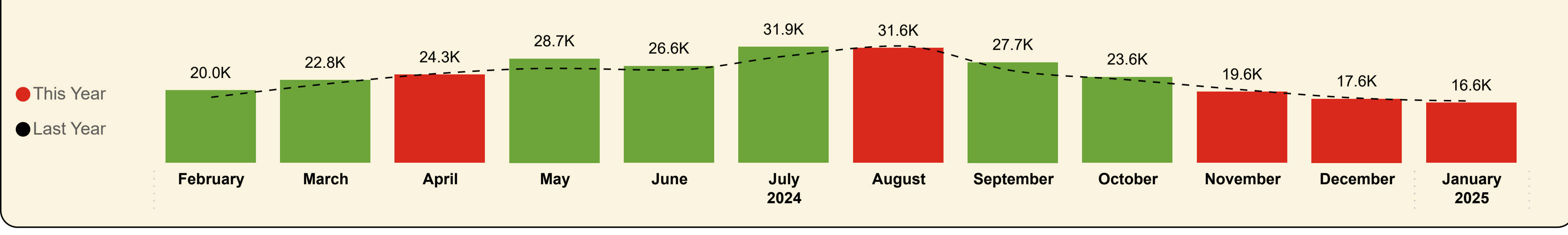
This Month YoY

12,044
LY: 12,544 (-3.99%)

YoY

206,724
LY: 203,438 (+1.62%)

Bute Total



This Month YoY

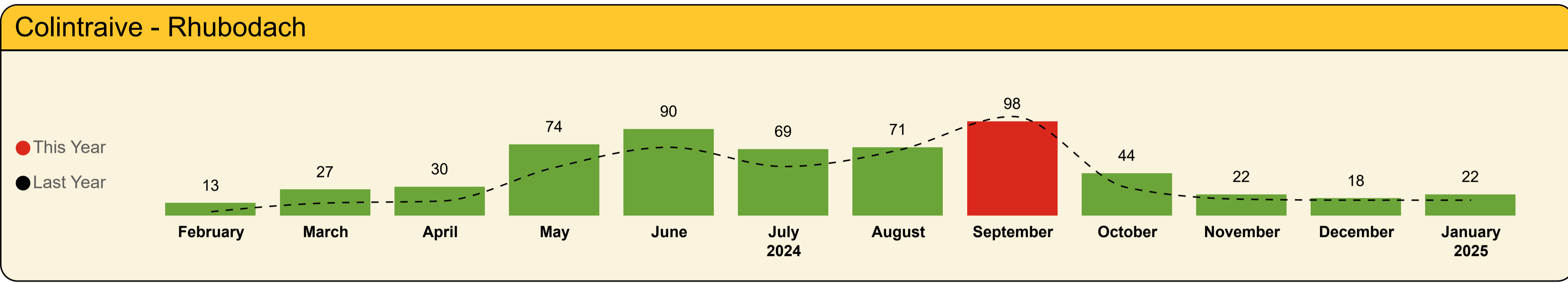
16,553
LY: 17,004 (-2.65%)

YoY

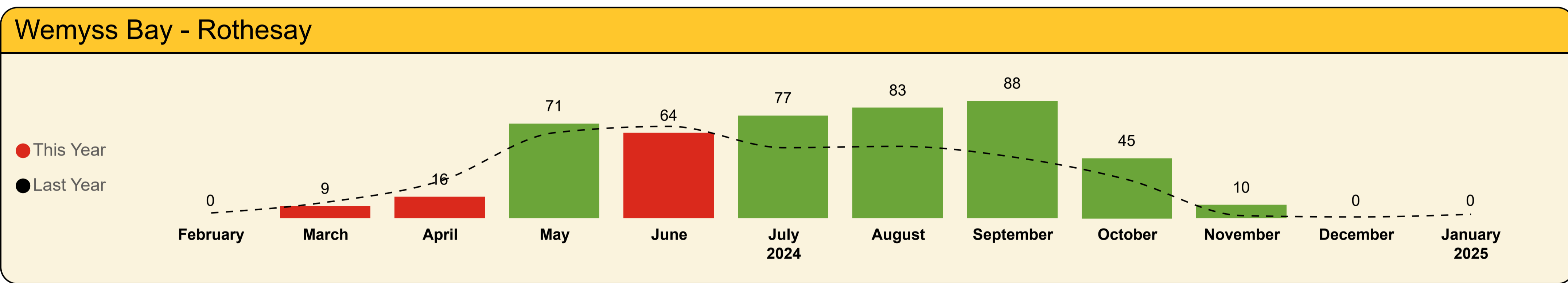
290,839
LY: 280,475 (+3.7%)




Shipped Coaches



This Month YoY
22 LY: 16 (+37.5%)
YoY
578 LY: 453 (+27.57%)



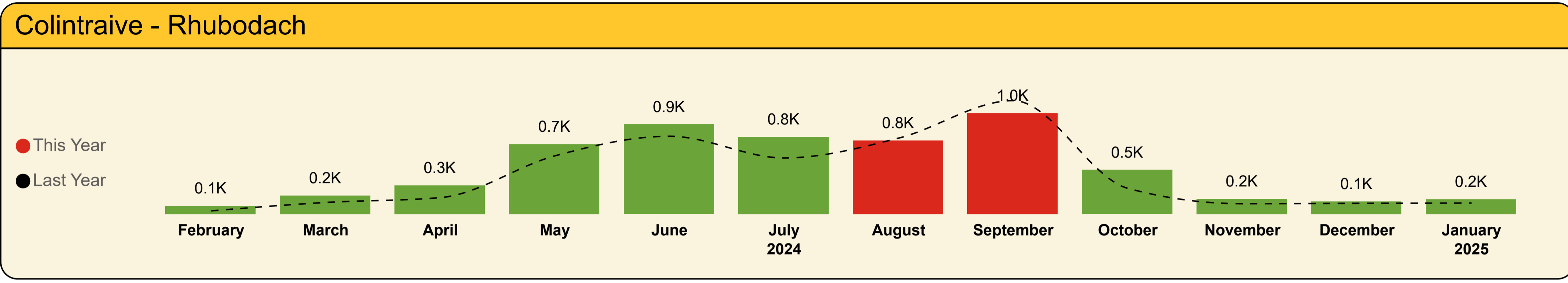
This Month YoY
0 LY: 3 (-100%)
YoY
463 LY: 365 (+26.75%)



This Month YoY
22 LY: 19 (+15.79%)
YoY
1041 LY: 818 (+27.21%)



Shipped Coach Metres

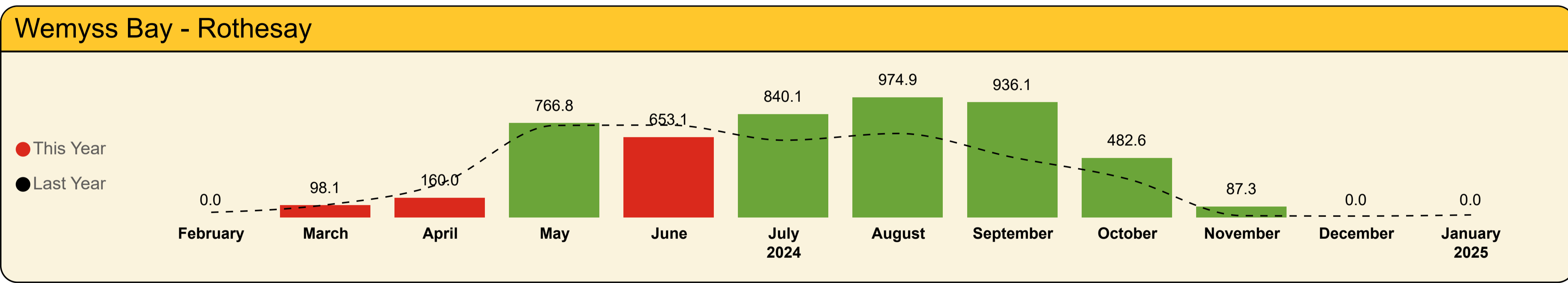


This Month YoY

152.9
LY: 113.0 (+35.31%)

YoY

5.7K
LY: 4.9K (+17.67%)




This Month YoY

0.0
LY: 19.5 (-100%)

YoY

5.0K
LY: 4.1K (+23%)



This Month YoY

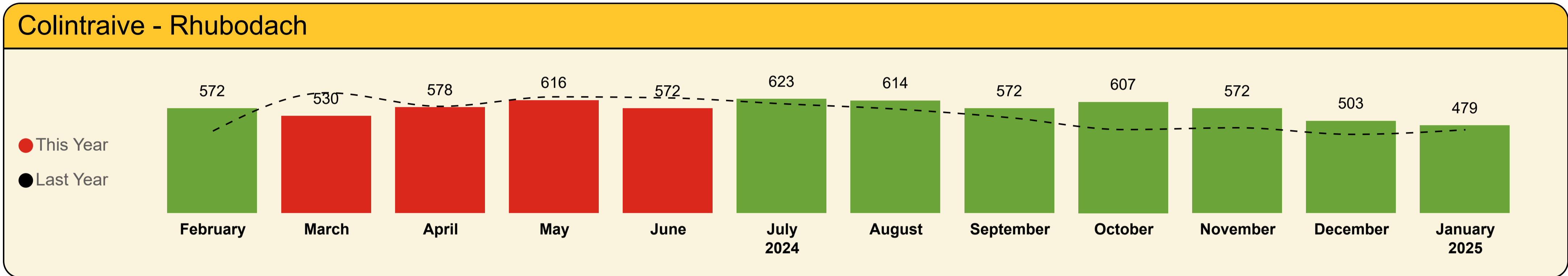
152.9
LY: 132.5 (+15.4%)

YoY

10.7K
LY: 8.9K (+20.09%)



Shipped Commercial Vehicles

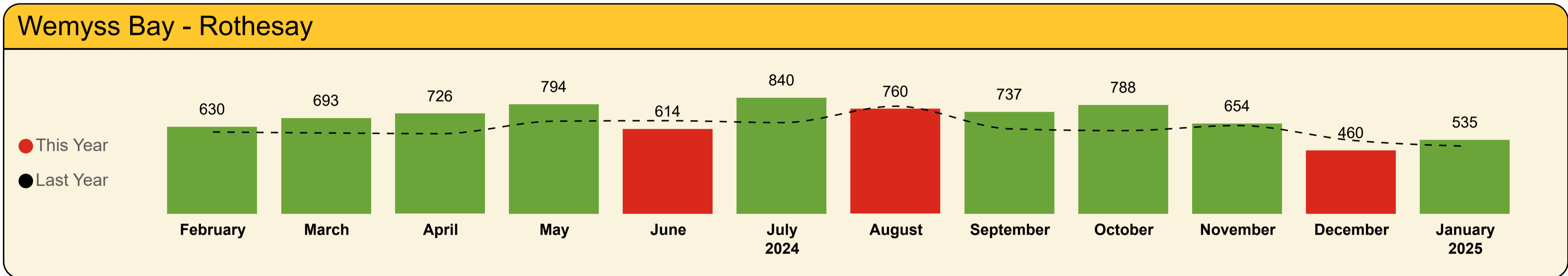


This Month YoY

479
LY: 455 (+5.27%)

YoY

6,838
LY: 6,445 (+6.1%)

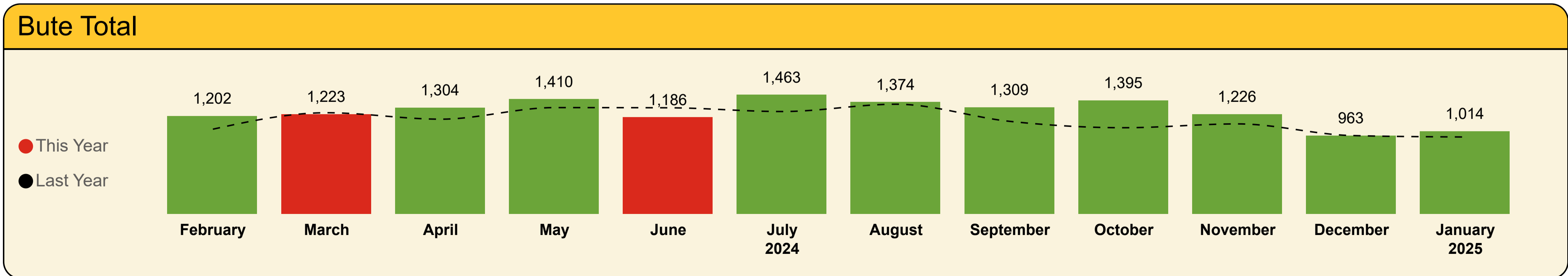


This Month YoY

535
LY: 489 (+9.41%)

YoY

8,231
LY: 7,417 (+10.97%)



This Month YoY

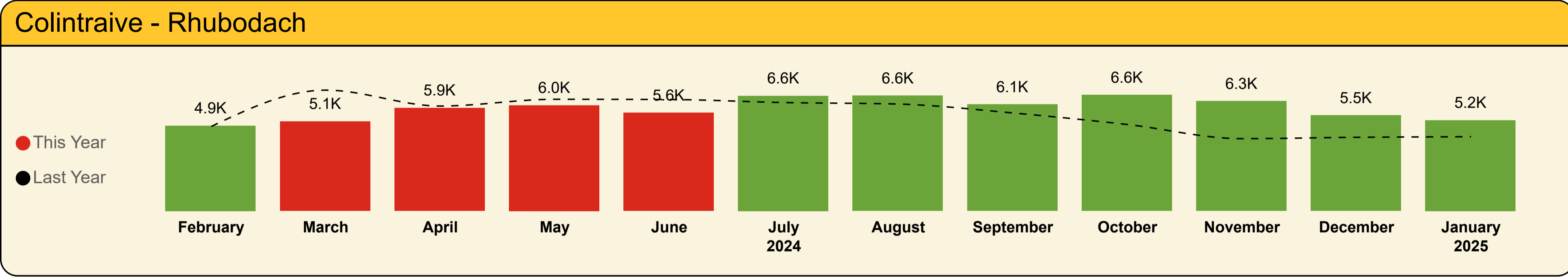
1,014
LY: 944 (+7.42%)

YoY

15,069
LY: 13,862 (+8.7%)



Shipped Commercial Vehicle Metres

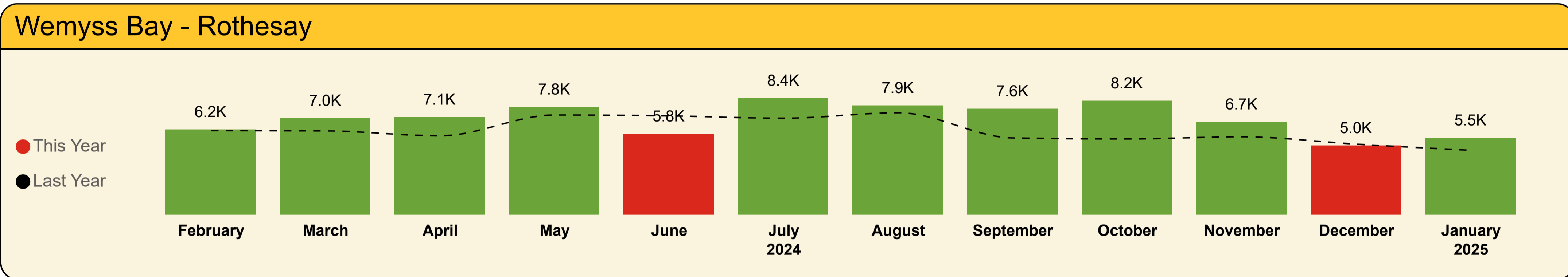


This Month YoY

5.2K
LY: 4.3K (+22.25%)

YoY

70.5K
LY: 66.1K (+6.74%)

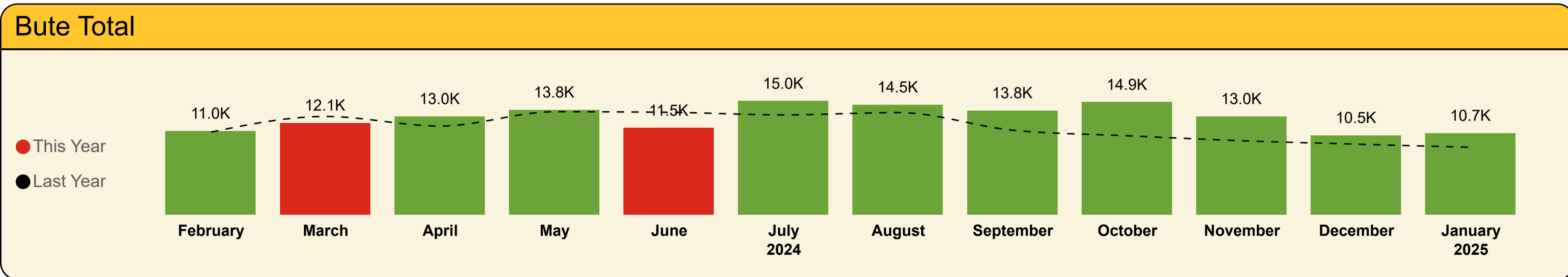


This Month YoY

5.5K
LY: 4.6K (+19.61%)

YoY

83.2K
LY: 72.8K (+14.36%)



This Month YoY

10.7K
LY: 8.9K (+20.87%)

YoY

153.7K
LY: 138.8K (+10.73%)



Bute Total

Contractual Carrying Groups



This Month YoY
42,605
LY: 43,101 (-1.15%)

YoY
868,836
LY: 826,226 (+5.16%)



This Month YoY
16,553
LY: 17,004 (-2.65%)

YoY
290,839
LY: 280,475 (+3.7%)



This Month YoY
152.90
LY: 132.50 (+15.4%)

YoY
10.73K
LY: 8.93K (+20.09%)



This Month YoY
10.75K
LY: 8.89K (+20.87%)

YoY
153.74K
LY: 138.83K (+10.73%)

Passengers

Year	Month	Last Year	This Year	Variance %
2024	February	46,980	51,936	10.5 %
2024	March	57,064	63,619	11.5 %
2024	April	75,624	70,754	-6.4 %
2024	May	78,657	89,905	14.3 %
2024	June	77,747	85,040	9.4 %
2024	July	95,195	106,451	11.8 %
2024	August	108,293	105,817	-2.3 %
2024	September	78,921	86,698	9.9 %
2024	October	64,017	68,463	6.9 %
2024	November	53,174	52,646	-1.0 %
2024	December	47,453	44,902	-5.4 %
2025	January	43,101	42,605	-1.2 %
Total		826,226	868,836	5.2 %

Cars

Year	Month	Last Year	This Year	Variance %
2024	February	18,040	19,953	10.6 %
2024	March	21,701	22,766	4.9 %
2024	April	24,624	24,279	-1.4 %
2024	May	26,002	28,656	10.2 %
2024	June	25,514	26,624	4.3 %
2024	July	29,329	31,925	8.9 %
2024	August	32,178	31,634	-1.7 %
2024	September	25,319	27,665	9.3 %
2024	October	22,850	23,612	3.3 %
2024	November	20,102	19,577	-2.6 %
2024	December	17,811	17,595	-1.2 %
2025	January	17,004	16,553	-2.7 %
Total		280,475	290,839	3.7 %

Coach Metres

Year	Month	Last Year	This Year	Variance %
2024	February	72.5	84.0	15.9 %
2024	March	219.8	287.7	30.9 %
2024	April	443.5	456.0	2.8 %
2024	May	1,350.1	1,491.0	10.4 %
2024	June	1,556.1	1,583.3	1.7 %
2024	July	1,208.1	1,639.6	35.7 %
2024	August	1,469.0	1,736.2	18.2 %
2024	September	1,663.7	1,982.7	19.2 %
2024	October	577.6	939.9	62.7 %
2024	November	119.5	243.6	103.8 %
2024	December	120.0	130.4	8.7 %
2025	January	132.5	152.9	15.4 %
Total		8,932.3	10,727.1	20.1 %

Commercial Vehicle Metres

Year	Month	Last Year	This Year	Variance %
2024	February	10,906.0	11,040.3	1.2 %
2024	March	12,962.5	12,105.7	-6.6 %
2024	April	11,698.8	12,953.7	10.7 %
2024	May	13,590.5	13,840.0	1.8 %
2024	June	13,512.0	11,453.5	-15.2 %
2024	July	13,172.6	15,015.1	14.0 %
2024	August	13,477.9	14,506.1	7.6 %
2024	September	11,146.5	13,753.9	23.4 %
2024	October	10,414.4	14,870.6	42.8 %
2024	November	9,756.7	12,988.3	33.1 %
2024	December	9,304.1	10,462.7	12.5 %
2025	January	8,890.2	10,745.6	20.9 %
Total		138,832.2	153,735.6	10.7 %



This Month YoY
7,795
LY: 7,727 (+0.88%)

YoY
181,837
LY: 168,536 (+7.89%)



This Month YoY
4,509
LY: 4,460 (+1.1%)

YoY
84,115
LY: 77,037 (+9.19%)



This Month YoY
152.90
LY: 113.00 (+35.31%)

YoY
5.73K
LY: 4.87K (+17.67%)



This Month YoY
5.20K
LY: 4.25K (+22.25%)

YoY
70.50K
LY: 66.05K (+6.74%)

Passengers

Year	Month	Last Year	This Year	Variance %
2024	February	8,391	9,349	11.4 %
2024	March	11,183	11,752	5.1 %
2024	April	15,309	14,209	-7.2 %
2024	May	17,830	18,755	5.2 %
2024	June	17,908	18,449	3.0 %
2024	July	20,257	23,047	13.8 %
2024	August	24,899	24,182	-2.9 %
2024	September	17,767	19,502	9.8 %
2024	October	10,943	14,294	30.6 %
2024	November	8,731	10,108	15.8 %
2024	December	7,591	10,395	36.9 %
2025	January	7,727	7,795	0.9 %
Total		168,536	181,837	7.9 %

Cars

Year	Month	Last Year	This Year	Variance %
2024	February	4,612	5,339	15.8 %
2024	March	5,964	6,101	2.3 %
2024	April	6,644	6,814	2.6 %
2024	May	7,677	8,116	5.7 %
2024	June	7,470	7,869	5.3 %
2024	July	8,188	9,237	12.8 %
2024	August	9,808	9,626	-1.9 %
2024	September	7,291	8,223	12.8 %
2024	October	5,637	6,923	22.8 %
2024	November	5,054	5,711	13.0 %
2024	December	4,232	5,647	33.4 %
2025	January	4,460	4,509	1.1 %
Total		77,037	84,115	9.2 %

Coach Metres

Year	Month	Last Year	This Year	Variance %
2024	February	32.0	84.0	162.5 %
2024	March	119.0	189.6	59.3 %
2024	April	169.3	296.0	74.8 %
2024	May	603.1	724.2	20.1 %
2024	June	806.1	930.2	15.4 %
2024	July	581.0	799.5	37.6 %
2024	August	787.1	761.3	-3.3 %
2024	September	1,176.1	1,046.6	-11.0 %
2024	October	265.5	457.3	72.2 %
2024	November	106.0	156.4	47.5 %
2024	December	110.0	130.4	18.5 %
2025	January	113.0	152.9	35.3 %
Total		4,868.2	5,728.2	17.7 %

Commercial Vehicle Metres

Year	Month	Last Year	This Year	Variance %
2024	February	4,837.8	4,887.4	1.0 %
2024	March	6,919.0	5,127.2	-25.9 %
2024	April	6,009.2	5,899.7	-1.8 %
2024	May	6,396.5	6,048.8	-5.4 %
2024	June	6,381.9	5,619.6	-11.9 %
2024	July	6,208.9	6,596.2	6.2 %
2024	August	6,122.1	6,606.1	7.9 %
2024	September	5,612.4	6,106.6	8.8 %
2024	October	4,951.7	6,643.0	34.2 %
2024	November	4,141.1	6,290.1	51.9 %
2024	December	4,218.9	5,478.9	29.9 %
2025	January	4,251.6	5,197.6	22.3 %
Total		66,051.0	70,501.2	6.7 %



This Month YoY

34,810

LY: 35,374 (-1.59%)

YoY

686,999

LY: 657,690 (+4.46%)



This Month YoY

12,044

LY: 12,544 (-3.99%)

YoY

206,724

LY: 203,438 (+1.62%)



This Month YoY

0.00

LY: 19.50 (-100%)

YoY

5.00K

LY: 4.06K (+23%)



This Month YoY

5.55K

LY: 4.64K (+19.61%)

YoY

83.23K

LY: 72.78K (+14.36%)

Passengers

Year	Month	Last Year	This Year	Variance %
2024	February	38,589	42,587	10.4 %
2024	March	45,881	51,867	13.0 %
2024	April	60,315	56,545	-6.3 %
2024	May	60,827	71,150	17.0 %
2024	June	59,839	66,591	11.3 %
2024	July	74,938	83,404	11.3 %
2024	August	83,394	81,635	-2.1 %
2024	September	61,154	67,196	9.9 %
2024	October	53,074	54,169	2.1 %
2024	November	44,443	42,538	-4.3 %
2024	December	39,862	34,507	-13.4 %
2025	January	35,374	34,810	-1.6 %
Total		657,690	686,999	4.5 %

Cars

Year	Month	Last Year	This Year	Variance %
2024	February	13,428	14,614	8.8 %
2024	March	15,737	16,665	5.9 %
2024	April	17,980	17,465	-2.9 %
2024	May	18,325	20,540	12.1 %
2024	June	18,044	18,755	3.9 %
2024	July	21,141	22,688	7.3 %
2024	August	22,370	22,008	-1.6 %
2024	September	18,028	19,442	7.8 %
2024	October	17,213	16,689	-3.0 %
2024	November	15,048	13,866	-7.9 %
2024	December	13,579	11,948	-12.0 %
2025	January	12,544	12,044	-4.0 %
Total		203,438	206,724	1.6 %

Coach Metres

Year	Month	Last Year	This Year	Variance %
2024	February	40.5	0.0	-100.0 %
2024	March	100.8	98.1	-2.7 %
2024	April	274.2	160.0	-41.6 %
2024	May	747.0	766.8	2.6 %
2024	June	750.0	653.1	-12.9 %
2024	July	627.0	840.1	34.0 %
2024	August	681.9	974.9	43.0 %
2024	September	487.6	936.1	92.0 %
2024	October	312.1	482.6	54.6 %
2024	November	13.5	87.3	546.3 %
2024	December	10.0	0.0	-100.0 %
2025	January	19.5	0.0	-100.0 %
Total		4,064.2	4,998.9	23.0 %

Commercial Vehicle Metres

Year	Month	Last Year	This Year	Variance %
2024	February	6,068.2	6,152.9	1.4 %
2024	March	6,043.5	6,978.5	15.5 %
2024	April	5,689.6	7,054.0	24.0 %
2024	May	7,194.0	7,791.2	8.3 %
2024	June	7,130.2	5,833.9	-18.2 %
2024	July	6,963.7	8,418.8	20.9 %
2024	August	7,355.8	7,900.0	7.4 %
2024	September	5,534.1	7,647.3	38.2 %
2024	October	5,462.7	8,227.6	50.6 %
2024	November	5,615.6	6,698.3	19.3 %
2024	December	5,085.2	4,983.8	-2.0 %
2025	January	4,638.6	5,548.0	19.6 %
Total		72,781.2	83,234.3	14.4 %



Cars



Colintraive - Rhubodach

Year	Month	Last Year	This Year	Var %
2024	February	4,158	4,274	2.8 %
2024	March	5,351	4,989	-6.8 %
2024	April	6,094	5,497	-9.8 %
2024	May	6,240	6,697	7.3 %
2024	June	5,834	6,521	11.8 %
2024	July	7,297	7,777	6.6 %
2024	August	7,765	8,259	6.4 %
2024	September	5,708	6,882	20.6 %
2024	October	4,255	5,771	35.6 %
2024	November	3,878	4,771	23.0 %
2024	December	3,422	4,834	41.3 %
2025	January	3,616	3,843	6.3 %
Total		63,618	70,115	10.2 %

Wemyss Bay - Rothesay

Year	Month	Last Year	This Year	Var %
2024	February	11,911	11,685	-1.9 %
2024	March	13,909	14,218	2.2 %
2024	April	16,115	14,682	-8.9 %
2024	May	15,583	17,295	11.0 %
2024	June	15,243	15,866	4.1 %
2024	July	16,762	19,444	16.0 %
2024	August	18,386	18,538	0.8 %
2024	September	15,410	16,509	7.1 %
2024	October	14,004	14,184	1.3 %
2024	November	12,058	11,699	-3.0 %
2024	December	11,308	9,882	-12.6 %
2025	January	10,047	9,892	-1.5 %
Total		170,736	173,894	1.8 %



LGVs



Colintraive - Rhubodach

Year	Month	Last Year	This Year	Var %
2024	February	361	587	62.6 %
2024	March	504	566	12.3 %
2024	April	359	506	40.9 %
2024	May	355	625	76.1 %
2024	June	378	653	72.8 %
2024	July	382	676	77.0 %
2024	August	397	730	83.9 %
2024	September	393	702	78.6 %
2024	October	370	707	91.1 %
2024	November	342	650	90.1 %
2024	December	361	490	35.7 %
2025	January	380	449	18.2 %
Total		4,582	7,341	60.2 %

Wemyss Bay - Rothesay

Year	Month	Last Year	This Year	Var %
2024	February	1,343	2,009	49.6 %
2024	March	1,583	1,719	8.6 %
2024	April	1,474	1,816	23.2 %
2024	May	1,530	1,836	20.0 %
2024	June	1,487	1,611	8.3 %
2024	July	1,424	1,851	30.0 %
2024	August	1,737	1,785	2.8 %
2024	September	1,538	1,766	14.8 %
2024	October	1,547	1,531	-1.0 %
2024	November	1,741	1,654	-5.0 %
2024	December	1,173	1,071	-8.7 %
2025	January	1,737	1,410	-18.8 %
Total		18,314	20,059	9.5 %



Motorhomes



Colintraive - Rhubodach

Year	Month	Last Year	This Year	Var %
2024	February	42	32	-23.8 %
2024	March	62	77	24.2 %
2024	April	150	140	-6.7 %
2024	May	207	265	28.0 %
2024	June	160	228	42.5 %
2024	July	196	252	28.6 %
2024	August	208	200	-3.8 %
2024	September	176	258	46.6 %
2024	October	62	107	72.6 %
2024	November	28	48	71.4 %
2024	December	14	30	114.3 %
2025	January	22	27	22.7 %
Total		1,327	1,664	25.4 %

Wemyss Bay - Rothesay

Year	Month	Last Year	This Year	Var %
2024	February	64	96	50.0 %
2024	March	102	173	69.6 %
2024	April	264	238	-9.8 %
2024	May	311	404	29.9 %
2024	June	323	378	17.0 %
2024	July	361	435	20.5 %
2024	August	356	375	5.3 %
2024	September	289	394	36.3 %
2024	October	176	151	-14.2 %
2024	November	81	134	65.4 %
2024	December	38	70	84.2 %
2025	January	55	42	-23.6 %
Total		2,420	2,890	19.4 %




Reliability & Punctuality



Reliability

Route	Colintraive - Rhubodach		Wemyss Bay - Rothesay	
Month	Contractual	Actual	Contractual	Actual
Feb-24	100.0%	98.5%	99.7%	98.5%
Mar-24	100.0%	99.3%	100.0%	99.8%
Apr-24	100.0%	96.7%	99.3%	95.6%
May-24	97.5%	97.5%	100.0%	100.0%
Jun-24	100.0%	99.7%	100.0%	100.0%
Jul-24	100.0%	100.0%	100.0%	100.0%
Aug-24	100.0%	99.8%	99.5%	93.5%
Sep-24	100.0%	100.0%	98.2%	97.2%
Oct-24	100.0%	96.4%	100.0%	92.4%
Nov-24	99.8%	97.6%	100.0%	94.9%
Dec-24	100.0%	93.1%	91.8%	74.8%
Jan-25	99.9%	92.9%	99.8%	93.7%
Total	99.8%	97.6%	99.0%	95.1%



Punctuality

Route	Colintraive - Rhubodach		Wemyss Bay - Rothesay	
Month	Contractual	Actual	Contractual	Actual
Feb-24	100.0%	100.0%	100.0%	99.5%
Mar-24	100.0%	100.0%	99.9%	99.5%
Apr-24	100.0%	100.0%	100.0%	98.0%
May-24	100.0%	100.0%	100.0%	97.8%
Jun-24	100.0%	100.0%	99.7%	98.4%
Jul-24	100.0%	100.0%	99.7%	96.2%
Aug-24	100.0%	99.9%	99.9%	89.9%
Sep-24	100.0%	100.0%	99.7%	97.6%
Oct-24	100.0%	100.0%	100.0%	97.1%
Nov-24	100.0%	100.0%	100.0%	96.3%
Dec-24	100.0%	100.0%	99.5%	94.2%
Jan-25	100.0%	100.0%	100.0%	99.2%
Total	100.0%	100.0%	99.9%	97.1%



Reliability & Punctuality Summary

Summary of Scheduled, Operated, Cancelled & Diverted Sailings
by Route & Leg

Year	Month	Route	Leg	Operated Sailings	Scheduled Sailings	Additional Sailings	Cancelled Sailings	Diverted Sailings
2025	January	Colintraive - Rhubodach	Colintraive-Rhubodach	858	924	0	66	0
2025	January	Colintraive - Rhubodach	Rhubodach-Colintraive	858	924	0	66	0
2025	January	Wemyss Bay - Rothesay	Gourock (Divert)-Rothesay	5		5	0	0
2025	January	Wemyss Bay - Rothesay	Rothesay-Gourock (Divert)	5	5	0	0	5
2025	January	Wemyss Bay - Rothesay	Rothesay-Wemyss Bay	375	398	0	23	0
2025	January	Wemyss Bay - Rothesay	Wemyss Bay-Rothesay	375	403	0	28	0
Total				2,476	2,654	5	183	5

Summary of Cancellations, Lateness & Relief Events
by Route & Leg

Year	Month	Route	Leg	Cancelled Sailings	Cancelled (Relief)	Cancelled (No Relief)	On Time	Level 1 Late	Level 1 (Relief)	Level 1 (No Relief)	Level 2 Late	Level 2 (Relief)	Level 2 (No Relief)
2025	January	Colintraive - Rhubodach	Colintraive-Rhubodach	66	65	1	858	0	0	0	0	0	0
2025	January	Colintraive - Rhubodach	Rhubodach-Colintraive	66	66	0	858	0	0	0	0	0	0
2025	January	Wemyss Bay - Rothesay	Gourock (Divert)-Rothesay	0	0	0	0	0	0	0	0	0	0
2025	January	Wemyss Bay - Rothesay	Rothesay-Gourock (Divert)	0	0	0	0	2	2	0	3	3	0
2025	January	Wemyss Bay - Rothesay	Rothesay-Wemyss Bay	23	22	1	374	1	1	0	0	0	0
2025	January	Wemyss Bay - Rothesay	Wemyss Bay-Rothesay	28	27	1	375	0	0	0	0	0	0
Total				183	180	3	2,465	3	3	0	3	3	0