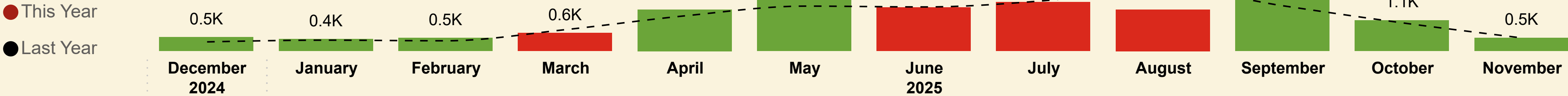




Shipped Passengers

Oban - Colonsay



This Month YoY

459

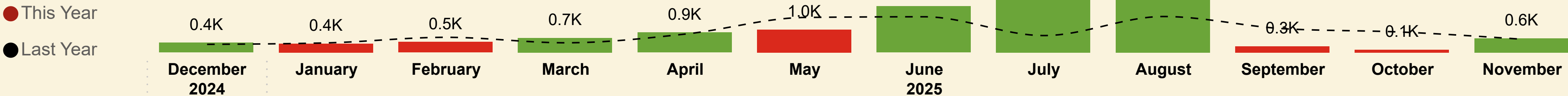
LY: 455 (+0.88%)

YoY

13,352

LY: 13,022 (+2.5%)

Kennacraig - Islay/C'say/Oban



This Month YoY

630

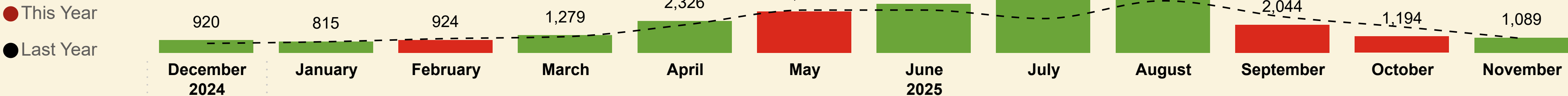
LY: 589 (+6.96%)

YoY

12,176

LY: 10,764 (+13.1%)

Colonsay Total



This Month YoY

1,089

LY: 1,044 (+4.31%)

YoY

25,528

LY: 23,786 (+7.3%)



Shipped Cars

Oban - Colonsay



This Month YoY

279

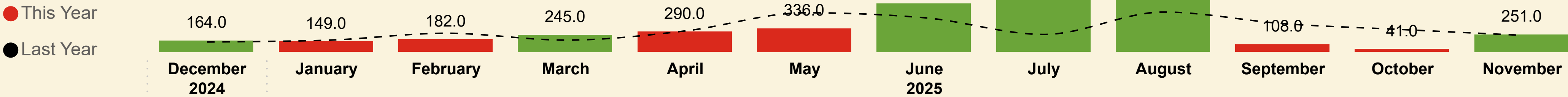
LY: 281 (-0.71%)

YoY

5,833

LY: 5,825 (+0.1%)

Kennacraig - Islay/C'say/Oban



This Month YoY

251


LY: 238 (+5.46%)

YoY

4,139

LY: 3,883 (+6.6%)

Colonsay Total



This Month YoY

530

LY: 519 (+2.12%)

YoY

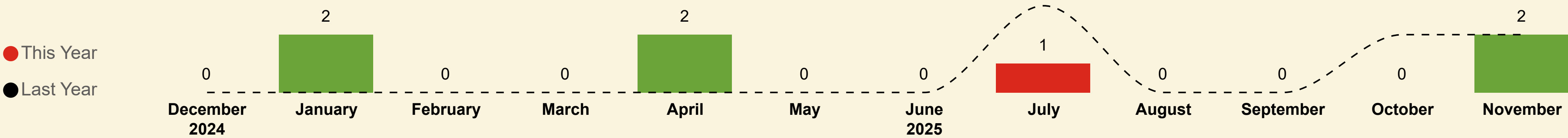
9,972

LY: 9,708 (+2.7%)



Shipped Coaches

Oban - Colonsay



This Month YoY

2

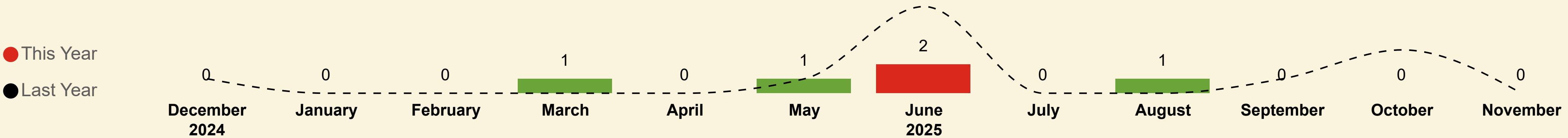
LY: 2 (+0%)

YoY

7

LY: 7 (+0%)

Kennacraig - Islay/C'say/Oban



This Month YoY

0


LY: 0

YoY

5

LY: 12 (-58.3%)

Colonsay Total



This Month YoY

2

LY: 2 (+0%)

YoY

12

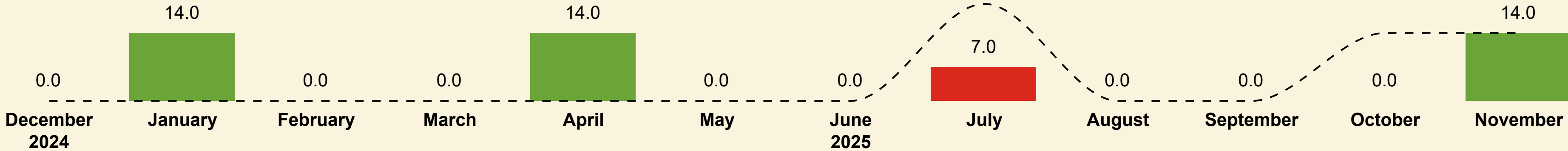
LY: 19 (-36.8%)



Shipped Coach Metres

Oban - Colonsay

● This Year
● Last Year



This Month YoY

14.0

LY: 14.0 (+0%)

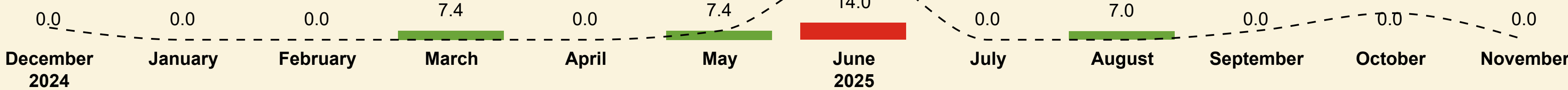
YoY

49.0

LY: 48.0 (+2.1%)

Kennacraig - Islay/C'say/Oban

● This Year
● Last Year



This Month YoY

0.0

LY: 0.0

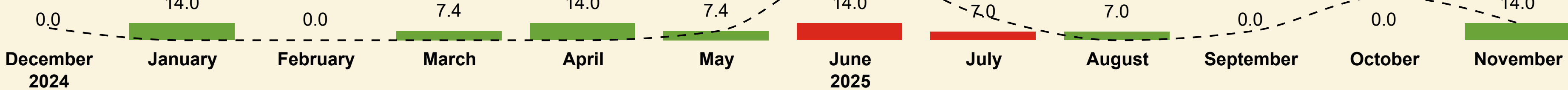
YoY

35.8

LY: 107.2 (-66.6%)

Colonsay Total

● This Year
● Last Year



This Month YoY

14.0

LY: 14.0 (+0%)

YoY

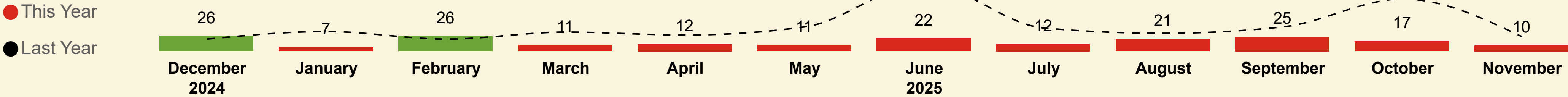
84.8

LY: 155.2 (-45.4%)



Shipped Commercial Vehicles

Oban - Colonsay



This Month YoY

10

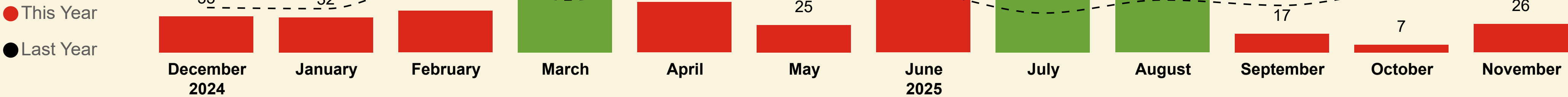
LY: 25 (-60%)

YoY

200

LY: 523 (-61.8%)

Kennacraig - Islay/C'say/Oban



This Month YoY

26

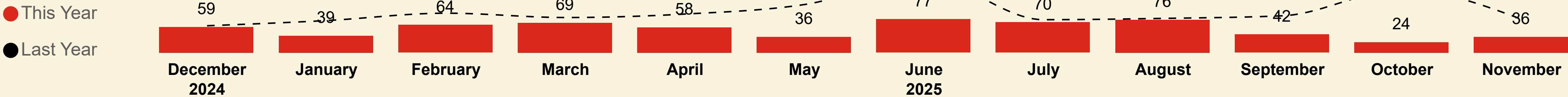
LY: 52 (-50%)

YoY

450

LY: 619 (-27.3%)

Colonsay Total



This Month YoY

36

LY: 77 (-53.2%)

YoY

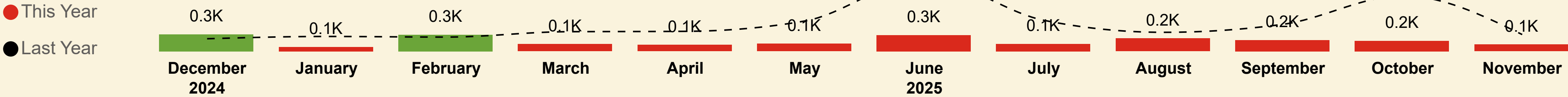
650

LY: 1,142 (-43.1%)



Shipped Commercial Vehicle Metres

Oban - Colonsay



This Month YoY

116.0

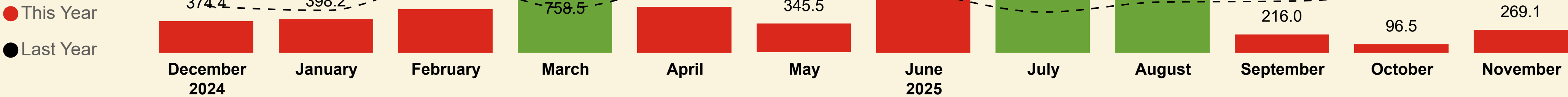
LY: 287.8 (-59.7%)

YoY

2.1K

LY: 5.7K (-62.9%)

Kennacraig - Islay/C'say/Oban



This Month YoY

269.1

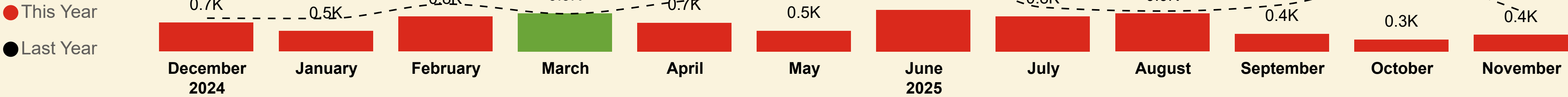
LY: 641.6 (-58.1%)

YoY

5.6K

LY: 7.9K (-29.8%)

Colonsay Total



This Month YoY

385.1

LY: 929.4 (-58.6%)

YoY

7.7K

LY: 13.6K (-43.7%)

Colonsay Total

Contractual Carrying Groups



This Month YoY

1,089

LY: 1,044 (+4.3%)

YoY

25,528

LY: 23,786 (+7.3%)



This Month YoY

530

LY: 519 (+2.1%)

YoY

9,972

LY: 9,708 (+2.7%)



This Month YoY

14.00

LY: 14.00 (+0%)

YoY

84.80

LY: 155.20 (-45.4%)



This Month YoY

385.10

LY: 929.40 (-58.6%)

YoY

7.68K

LY: 13.64K (-43.7%)

Passengers

Year	Month	Last Year	This Year	Variance %
2024	December	681	920	35.1 %
2025	January	805	815	1.2 %
2025	February	1,032	924	-10.5 %
2025	March	1,174	1,279	8.9 %
2025	April	2,039	2,326	14.1 %
2025	May	3,111	3,019	-3.0 %
2025	June	3,113	3,563	14.5 %
2025	July	2,494	4,125	65.4 %
2025	August	3,788	4,230	11.7 %
2025	September	2,624	2,044	-22.1 %
2025	October	1,881	1,194	-36.5 %
2025	November	1,044	1,089	4.3 %
Total		23,786	25,528	7.3 %

Cars

Year	Month	Last Year	This Year	Variance %
2024	December	314	454	44.6 %
2025	January	365	415	13.7 %
2025	February	479	470	-1.9 %
2025	March	579	592	2.2 %
2025	April	835	887	6.2 %
2025	May	1,211	1,066	-12.0 %
2025	June	1,125	1,295	15.1 %
2025	July	923	1,410	52.8 %
2025	August	1,456	1,413	-3.0 %
2025	September	1,094	897	-18.0 %
2025	October	808	543	-32.8 %
2025	November	519	530	2.1 %
Total		9,708	9,972	2.7 %

Coach Metres

Year	Month	Last Year	This Year	Variance %
2024	December	10.0	0.0	-100.0 %
2025	January	0.0	14.0	0.0 %
2025	February	0.0	0.0	0.0 %
2025	March	0.0	7.4	0.0 %
2025	April	0.0	14.0	0.0 %
2025	May	7.4	7.4	0.0 %
2025	June	60.5	14.0	-76.9 %
2025	July	20.0	7.0	-65.0 %
2025	August	0.0	7.0	0.0 %
2025	September	7.4	0.0	-100.0 %
2025	October	35.9	0.0	-100.0 %
2025	November	14.0	14.0	0.0 %
Total		155.2	84.8	-45.4 %

Commercial Vehicle Metres

Year	Month	Last Year	This Year	Variance %
2024	December	769.0	664.8	-13.6 %
2025	January	760.4	473.2	-37.8 %
2025	February	1,092.9	805.0	-26.3 %
2025	March	870.7	881.1	1.2 %
2025	April	1,168.2	658.9	-43.6 %
2025	May	1,437.4	475.4	-66.9 %
2025	June	1,960.0	962.7	-50.9 %
2025	July	1,017.5	812.3	-20.2 %
2025	August	932.9	875.7	-6.1 %
2025	September	1,079.5	407.2	-62.3 %
2025	October	1,623.1	276.5	-83.0 %
2025	November	929.4	385.1	-58.6 %
Total		13,641.0	7,677.9	-43.7 %

Oban - Colonsay

Contractual Carrying Groups



This Month YoY

459

LY: 455 (+0.9%)

YoY

13,352

LY: 13,022 (+2.5%)



This Month YoY

279

LY: 281 (-0.7%)

YoY

5,833

LY: 5,825 (+0.1%)



This Month YoY

14.00

LY: 14.00 (+0%)

YoY

49.00

LY: 48.00 (+2.1%)



This Month YoY

116.00

LY: 287.80 (-59.7%)

YoY

2.13K

LY: 5.73K (-62.9%)

Passengers

Year	Month	Last Year	This Year	Variance %
2024	December	319	483	51.4 %
2025	January	378	417	10.3 %
2025	February	357	456	27.7 %
2025	March	743	627	-15.6 %
2025	April	1,220	1,436	17.7 %
2025	May	1,554	1,997	28.5 %
2025	June	1,526	1,509	-1.1 %
2025	July	1,741	1,696	-2.6 %
2025	August	2,189	1,437	-34.4 %
2025	September	1,565	1,770	13.1 %
2025	October	975	1,065	9.2 %
2025	November	455	459	0.9 %
Total		13,022	13,352	2.5 %

Cars

Year	Month	Last Year	This Year	Variance %
2024	December	171	290	69.6 %
2025	January	197	266	35.0 %
2025	February	211	288	36.5 %
2025	March	409	347	-15.2 %
2025	April	534	597	11.8 %
2025	May	651	730	12.1 %
2025	June	636	601	-5.5 %
2025	July	672	606	-9.8 %
2025	August	886	538	-39.3 %
2025	September	689	789	14.5 %
2025	October	488	502	2.9 %
2025	November	281	279	-0.7 %
Total		5,825	5,833	0.1 %

Coach Metres

Year	Month	Last Year	This Year	Variance %
2024	December	0.0	0.0	0.0 %
2025	January	0.0	14.0	0.0 %
2025	February	0.0	0.0	0.0 %
2025	March	0.0	0.0	0.0 %
2025	April	0.0	14.0	0.0 %
2025	May	0.0	0.0	0.0 %
2025	June	0.0	0.0	0.0 %
2025	July	20.0	7.0	-65.0 %
2025	August	0.0	0.0	0.0 %
2025	September	0.0	0.0	0.0 %
2025	October	14.0	0.0	-100.0 %
2025	November	14.0	14.0	0.0 %
Total		48.0	49.0	2.1 %

Commercial Vehicle Metres

Year	Month	Last Year	This Year	Variance %
2024	December	215.3	290.4	34.9 %
2025	January	254.8	75.0	-70.6 %
2025	February	243.9	285.1	16.9 %
2025	March	336.3	122.6	-63.5 %
2025	April	342.9	109.7	-68.0 %
2025	May	521.1	129.9	-75.1 %
2025	June	1,246.8	276.8	-77.8 %
2025	July	532.7	127.5	-76.1 %
2025	August	326.2	222.5	-31.8 %
2025	September	464.4	191.2	-58.8 %
2025	October	955.6	180.0	-81.2 %
2025	November	287.8	116.0	-59.7 %
Total		5,727.8	2,126.7	-62.9 %

Kennacraig - Islay/C'say/Oban

Contractual Carrying Groups



This Month YoY

630

LY: 589 (+7%)

YoY

12,176

LY: 10,764 (+13.1%)



This Month YoY

251

LY: 238 (+5.5%)

YoY

4,139

LY: 3,883 (+6.6%)



This Month YoY

0.00

LY: 0.00

YoY

35.80

LY: 107.20 (-66.6%)



This Month YoY

269.10

LY: 641.60 (-58.1%)

YoY

5.55K

LY: 7.91K (-29.8%)

Passengers				
Year	Month	Last Year	This Year	Variance %
2024	December	362	437	20.7 %
2025	January	427	398	-6.8 %
2025	February	675	468	-30.7 %
2025	March	431	652	51.3 %
2025	April	819	890	8.7 %
2025	May	1,557	1,022	-34.4 %
2025	June	1,587	2,054	29.4 %
2025	July	753	2,429	222.6 %
2025	August	1,599	2,793	74.7 %
2025	September	1,059	274	-74.1 %
2025	October	906	129	-85.8 %
2025	November	589	630	7.0 %
Total		10,764	12,176	13.1 %

Cars				
Year	Month	Last Year	This Year	Variance %
2024	December	143	164	14.7 %
2025	January	168	149	-11.3 %
2025	February	268	182	-32.1 %
2025	March	170	245	44.1 %
2025	April	301	290	-3.7 %
2025	May	560	336	-40.0 %
2025	June	489	694	41.9 %
2025	July	251	804	220.3 %
2025	August	570	875	53.5 %
2025	September	405	108	-73.3 %
2025	October	320	41	-87.2 %
2025	November	238	251	5.5 %
Total		3,883	4,139	6.6 %

Coach Metres				
Year	Month	Last Year	This Year	Variance %
2024	December	10.0	0.0	-100.0 %
2025	January	0.0	0.0	0.0 %
2025	February	0.0	0.0	0.0 %
2025	March	0.0	7.4	0.0 %
2025	April	0.0	0.0	0.0 %
2025	May	7.4	7.4	0.0 %
2025	June	60.5	14.0	-76.9 %
2025	July	0.0	0.0	0.0 %
2025	August	0.0	7.0	0.0 %
2025	September	7.4	0.0	-100.0 %
2025	October	21.9	0.0	-100.0 %
2025	November	0.0	0.0	0.0 %
Total		107.2	35.8	-66.6 %

Commercial Vehicle Metres				
Year	Month	Last Year	This Year	Variance %
2024	December	553.7	374.4	-32.4 %
2025	January	505.6	398.2	-21.2 %
2025	February	849.0	519.9	-38.8 %
2025	March	534.4	758.5	41.9 %
2025	April	825.3	549.2	-33.5 %
2025	May	916.3	345.5	-62.3 %
2025	June	713.2	685.9	-3.8 %
2025	July	484.8	684.8	41.3 %
2025	August	606.7	653.2	7.7 %
2025	September	615.1	216.0	-64.9 %
2025	October	667.5	96.5	-85.5 %
2025	November	641.6	269.1	-58.1 %
Total		7,913.2	5,551.2	-29.8 %



Cars



Oban - Colonsay				
Year	Month	Last Year	This Year	Var %
2024	December	165	217	31.5 %
2025	January	149	204	36.9 %
2025	February	168	210	25.0 %
2025	March	314	292	-7.0 %
2025	April	396	476	20.2 %
2025	May	560	611	9.1 %
2025	June	522	492	-5.7 %
2025	July	622	472	-24.1 %
2025	August	726	442	-39.1 %
2025	September	540	612	13.3 %
2025	October	381	374	-1.8 %
2025	November	212	208	-1.9 %
Total		4,755	4,610	-3.0 %

Kennacraig - Islay/C'say/Oban				
Year	Month	Last Year	This Year	Var %
2024	December	74	103	39.2 %
2025	January	27	49	81.5 %
2025	February	85	95	11.8 %
2025	March	63	150	138.1 %
2025	April	141	169	19.9 %
2025	May	277	195	-29.6 %
2025	June	333	543	63.1 %
2025	July	194	667	243.8 %
2025	August	301	764	153.8 %
2025	September	192	80	-58.3 %
2025	October	115	38	-67.0 %
2025	November	83	128	54.2 %
Total		1,885	2,981	58.1 %



LGVs




Oban - Colonsay				
Year	Month	Last Year	This Year	Var %
2024	December	28	41	46.4 %
2025	January	35	44	25.7 %
2025	February	36	53	47.2 %
2025	March	74	58	-21.6 %
2025	April	88	87	-1.1 %
2025	May	94	70	-25.5 %
2025	June	100	64	-36.0 %
2025	July	121	74	-38.8 %
2025	August	122	67	-45.1 %
2025	September	96	108	12.5 %
2025	October	80	88	10.0 %
2025	November	67	52	-22.4 %
Total		941	806	-14.3 %

Kennacraig - Islay/C'say/Oban				
Year	Month	Last Year	This Year	Var %
2024	December	4	4	0.0 %
2025	January	2	11	450.0 %
2025	February	6	14	133.3 %
2025	March	7	19	171.4 %
2025	April	22	25	13.6 %
2025	May	33	13	-60.6 %
2025	June	33	56	69.7 %
2025	July	17	62	264.7 %
2025	August	24	45	87.5 %
2025	September	18	17	-5.6 %
2025	October	19	2	-89.5 %
2025	November	16	24	50.0 %
Total		201	292	45.3 %



Motorhomes



Oban - Colonsay				
Year	Month	Last Year	This Year	Var %
2024	December	1	3	200.0 %
2025	January	2	4	100.0 %
2025	February	0	2	0.0 %
2025	March	8	3	-62.5 %
2025	April	5	16	220.0 %
2025	May	9	23	155.6 %
2025	June	6	19	216.7 %
2025	July	10	9	-10.0 %
2025	August	18	16	-11.1 %
2025	September	24	36	50.0 %
2025	October	8	12	50.0 %
2025	November	2	3	50.0 %
Total		93	146	57.0 %

Kennacraig - Islay/C'say/Oban				
Year	Month	Last Year	This Year	Var %
2024	December	0	4	0.0 %
2025	January	2	1	-50.0 %
2025	February	4	4	0.0 %
2025	March	3	2	-33.3 %
2025	April	13	11	-15.4 %
2025	May	42	23	-45.2 %
2025	June	22	57	159.1 %
2025	July	14	55	292.9 %
2025	August	25	59	136.0 %
2025	September	21	11	-47.6 %
2025	October	5	0	-100.0 %
2025	November	1	3	200.0 %
Total		152	230	51.3 %



Reliability & Punctuality



Reliability

Route		Kennacraig - Islay/C'say/Oban		Oban - Colonsay	
Year	Month	Contractual	Actual	Contractual	Actual
2024	December	100.0%	62.5%	100.0%	91.7%
2025	January	100.0%	75.0%	100.0%	84.6%
	February	100.0%	75.0%	100.0%	91.7%
	March	100.0%	93.8%	100.0%	85.7%
	April	100.0%	100.0%	97.8%	97.8%
	May	71.4%	67.9%	92.3%	86.5%
	June	100.0%	100.0%	100.0%	93.2%
	July	98.3%	87.9%	100.0%	100.0%
	August	100.0%	95.9%	95.5%	81.8%
	September	100.0%	63.6%	96.4%	82.1%
	October	100.0%	25.0%	100.0%	84.0%
	November	90.0%	60.0%	100.0%	91.7%
Total		96.4%	84.3%	98.0%	88.8%



Punctuality

Route		Kennacraig - Islay/C'say/Oban		Oban - Colonsay	
Year	Month	Contractual	Actual	Contractual	Actual
2024	December	100.0%	70.0%	100.0%	63.6%
2025	January	100.0%	50.0%	100.0%	100.0%
	February	100.0%	50.0%	90.9%	81.8%
	March	86.7%	46.7%	95.8%	79.2%
	April	100.0%	100.0%	100.0%	93.3%
	May	73.7%	73.7%	100.0%	95.6%
	June	97.7%	86.4%	100.0%	87.8%
	July	94.1%	68.6%	100.0%	100.0%
	August	100.0%	78.7%	91.7%	88.9%
	September	100.0%	100.0%	100.0%	80.4%
	October	100.0%	0.0%	97.6%	83.3%
	November	100.0%	83.3%	95.5%	81.8%
Total		95.7%	75.5%	98.0%	87.4%



Reliability & Punctuality Summary

Summary of Scheduled, Operated, Cancelled & Diverted Sailings by Route and Leg

Year	Month	Route	Leg	Operated Sailings	Scheduled Sailings	Additional Sailings	Cancelled Sailings	Diverted Sailings
2025	November	Kennacraig - Islay/C'say/Oban	Colonsay-Port Askaig	2	5	0	3	0
2025	November	Kennacraig - Islay/C'say/Oban	Kennacraig-Port Askaig	4	5	0	1	0
2025	November	Kennacraig - Islay/C'say/Oban	Port Askaig-Colonsay	2	5	0	3	0
2025	November	Kennacraig - Islay/C'say/Oban	Port Askaig-Kennacraig	4	5	0	1	0
2025	November	Oban - Colonsay	Colonsay-Craignure	1		1	0	1
2025	November	Oban - Colonsay	Colonsay-Oban	13	12	2	1	0
2025	November	Oban - Colonsay	Oban-Colonsay	14	12	3	1	0
Total				40	44	6	10	1

Summary of Cancellations, Lateness & Relief Events by Route and Leg

Year	Month	Route	Leg	Cancelled Sailings	Cancelled (Relief)	Cancelled (No Relief)	On Time	Level 1 Late	Level 1 (Relief)	Level 1 (No Relief)	Level 2 Late	Level 2 (Relief)	Level 2 (No Relief)
2025	November	Kennacraig - Islay/C'say/Oban	Colonsay-Port Askaig	3	2	1	0	2	2	0	0	0	0
2025	November	Kennacraig - Islay/C'say/Oban	Kennacraig-Port Askaig	1	1	0	4	0	0	0	0	0	0
2025	November	Kennacraig - Islay/C'say/Oban	Port Askaig-Colonsay	3	2	1	2	0	0	0	0	0	0
2025	November	Kennacraig - Islay/C'say/Oban	Port Askaig-Kennacraig	1	1	0	4	0	0	0	0	0	0
2025	November	Oban - Colonsay	Colonsay-Craignure	0	0	0	0	0	0	0	0	0	0
2025	November	Oban - Colonsay	Colonsay-Oban	1	1	0	8	3	2	1	0	0	0
2025	November	Oban - Colonsay	Oban-Colonsay	1	1	0	10	1	1	0	0	0	0
Total				10	8	2	28	6	5	1	0	0	0