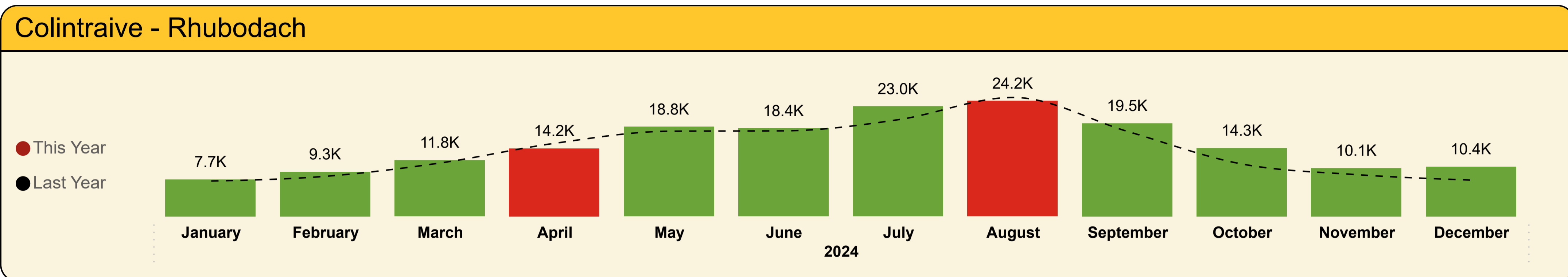




### Shipped Passengers

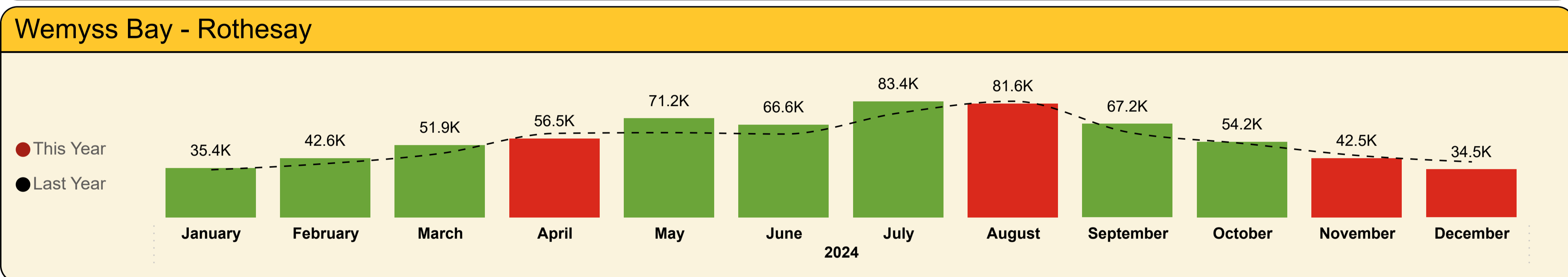


**This Month YoY**

**10,395**  
LY: 7,591 (+36.94%)

**YoY**

**181,769**  
LY: 168,208 (+8.06%)

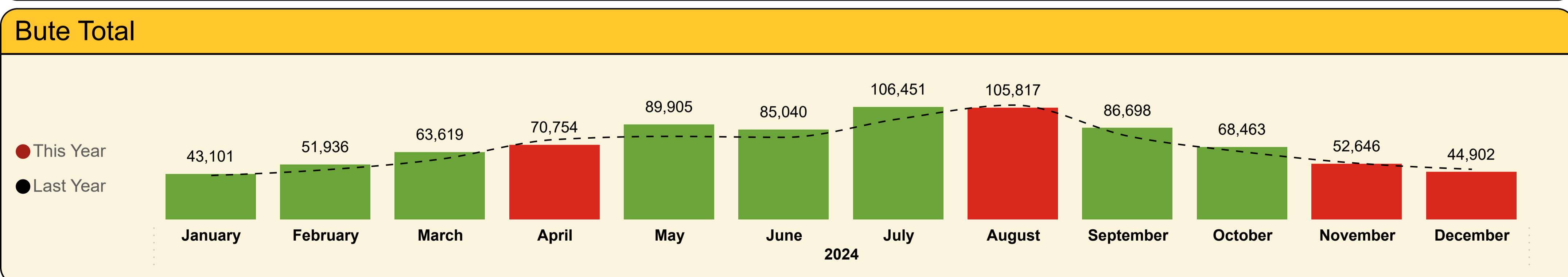


**This Month YoY**

**34,507**  
LY: 39,862 (-13.43%)

**YoY**

**687,563**  
LY: 656,492 (+4.73%)



**This Month YoY**

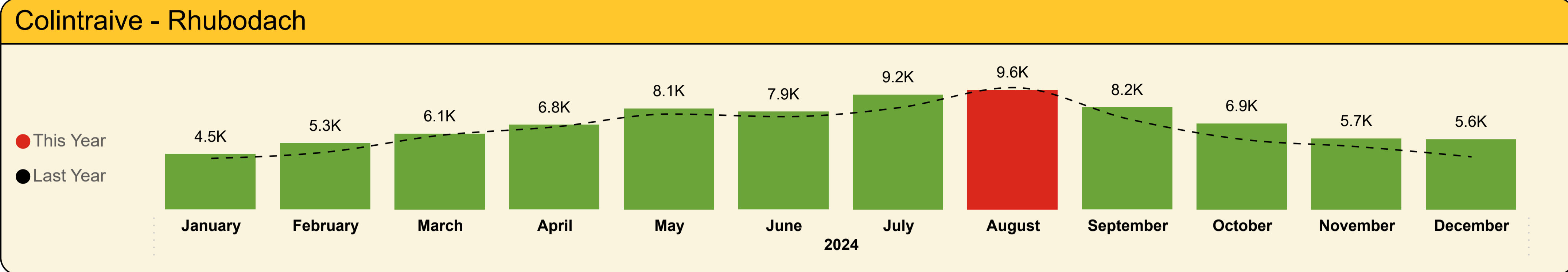
**44,902**  
LY: 47,453 (-5.38%)

**YoY**

**869,332**  
LY: 824,700 (+5.41%)



### Shipped Cars

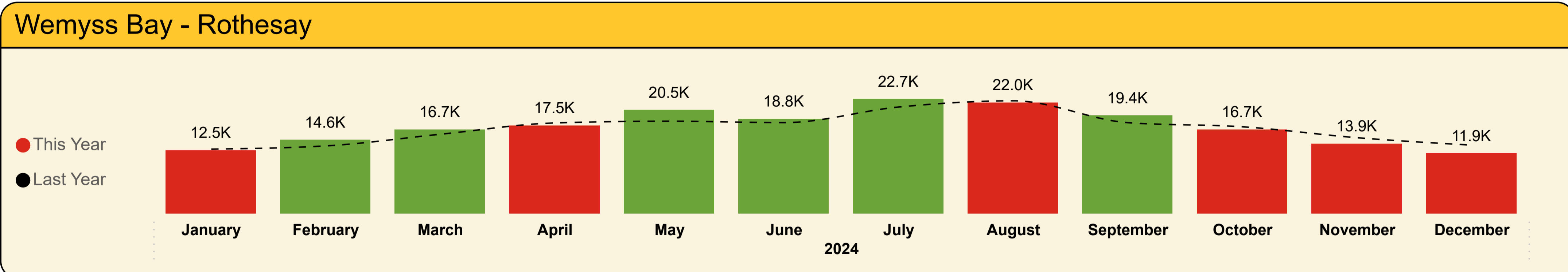


**This Month YoY**

**5,647**  
LY: 4,232 (+33.44%)

**YoY**

**84,066**  
LY: 76,685 (+9.63%)

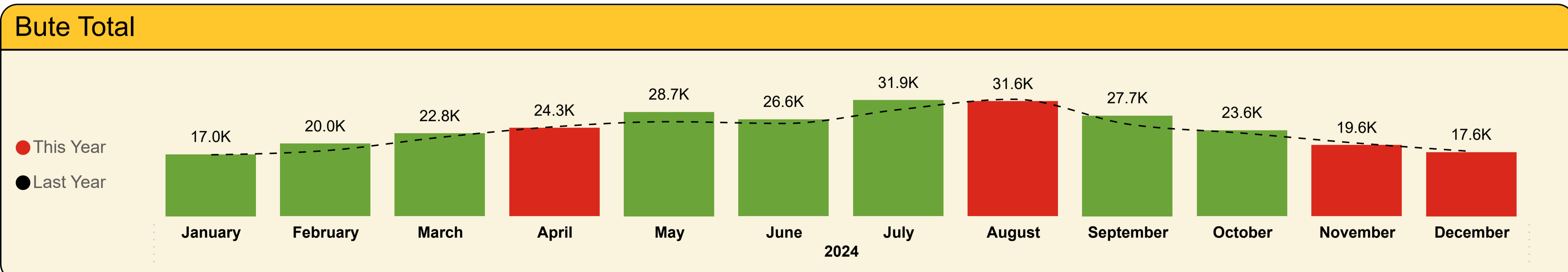


**This Month YoY**

**11,948**  
LY: 13,579 (-12.01%)

**YoY**

**207,224**  
LY: 203,681 (+1.74%)



**This Month YoY**

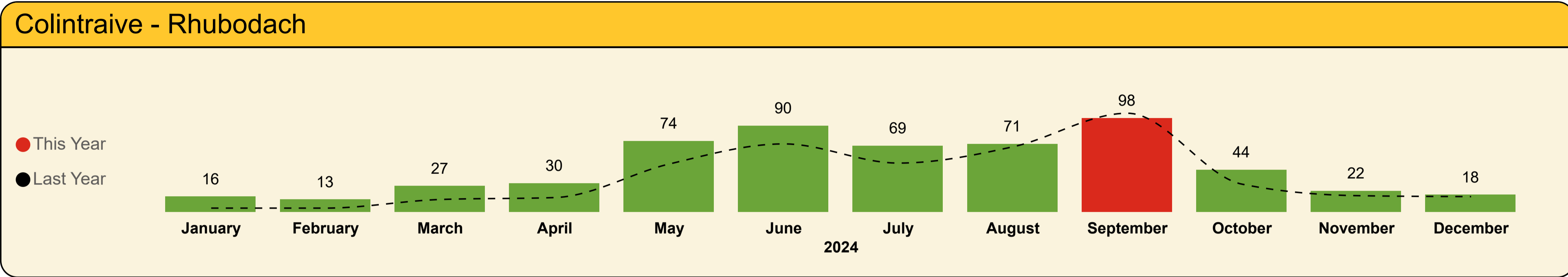
**17,595**  
LY: 17,811 (-1.21%)

**YoY**

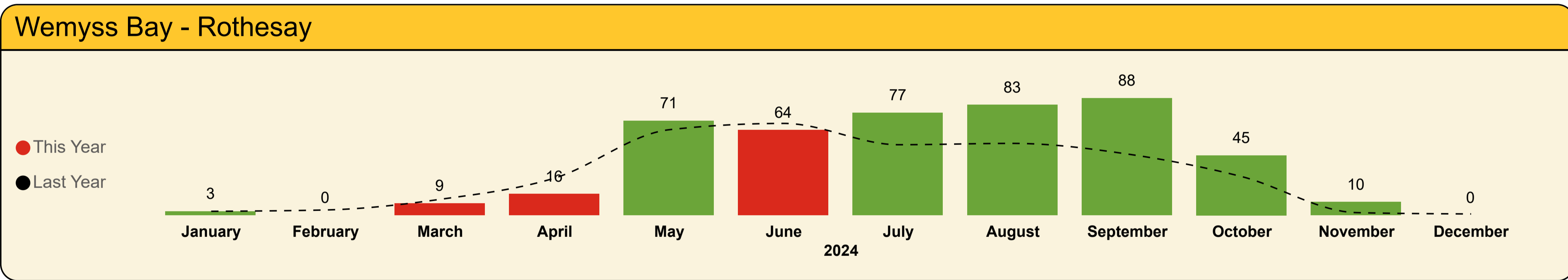
**291,290**  
LY: 280,366 (+3.9%)




Shipped Coaches



This Month YoY
18 LY: 16 (+12.5%)
YoY
572 LY: 441 (+29.68%)



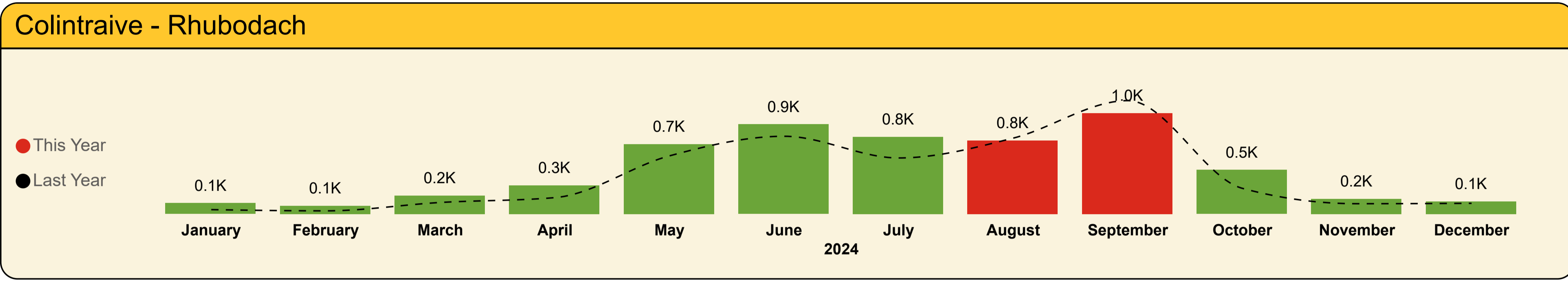
This Month YoY
0 LY: 1 (-100%)
YoY
466 LY: 365 (+27.57%)



This Month YoY
18 LY: 17 (+5.88%)
YoY
1038 LY: 806 (+28.73%)



Shipped Coach Metres

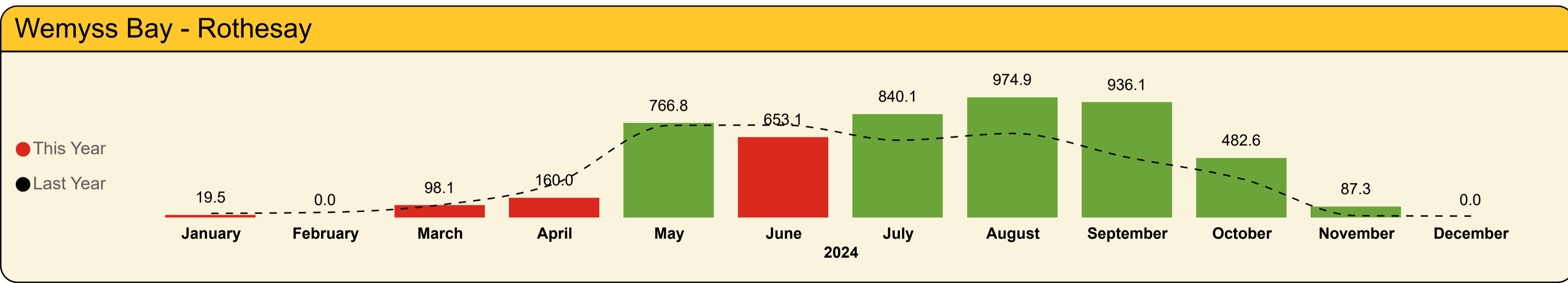


**This Month YoY**

**130.4**  
LY: 110.0 (+18.55%)

**YoY**

**5.7K**  
LY: 4.8K (+18.52%)

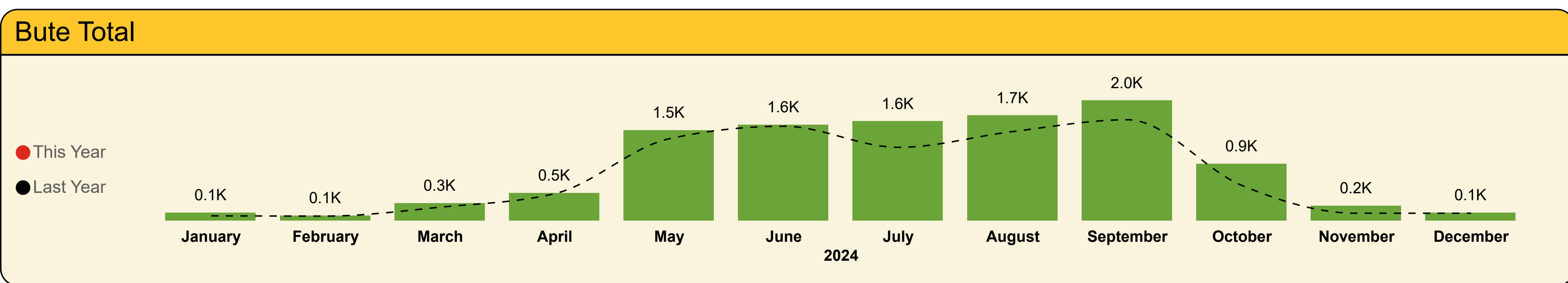


**This Month YoY**

**0.0**  
LY: 10.0 (-100%)

**YoY**

**5.0K**  
LY: 4.1K (+23.11%)



**This Month YoY**

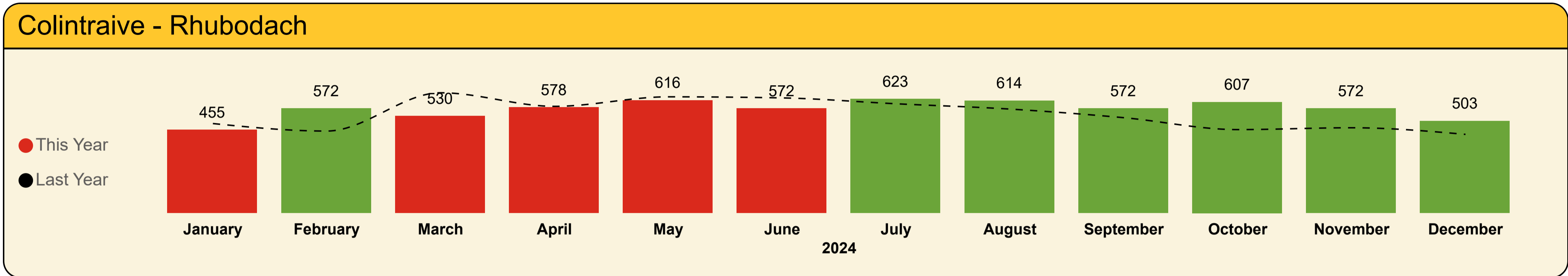
**130.4**  
LY: 120.0 (+8.67%)

**YoY**

**10.7K**  
LY: 8.9K (+20.62%)



Shipped Commercial Vehicles

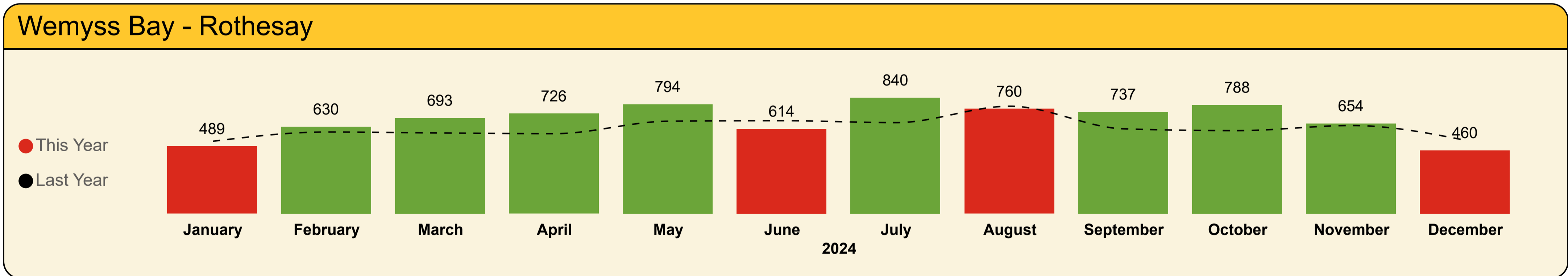


**This Month YoY**

**503**  
LY: 430 (+16.98%)

**YoY**

**6,814**  
LY: 6,479 (+5.17%)

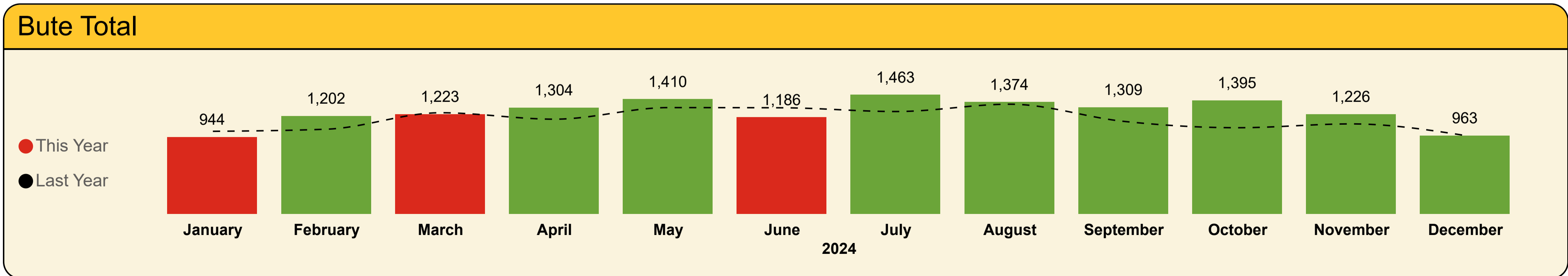


**This Month YoY**

**460**  
LY: 532 (-13.53%)

**YoY**

**8,185**  
LY: 7,453 (+9.82%)



**This Month YoY**

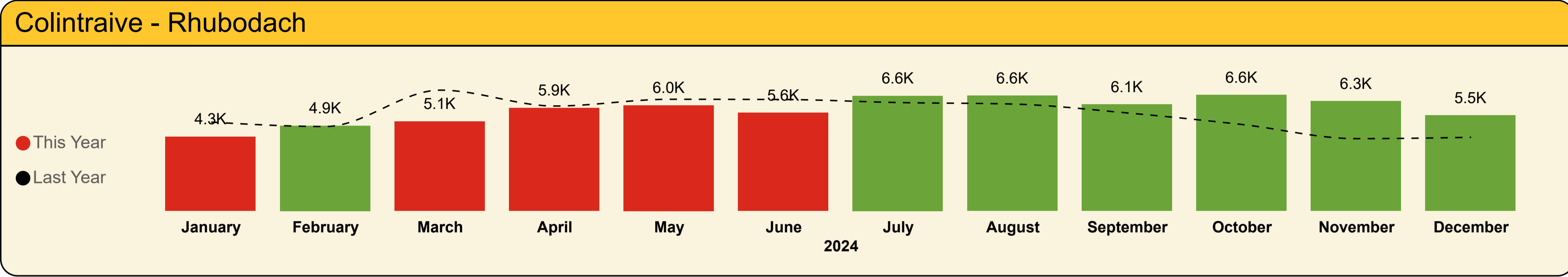
**963**  
LY: 962 (+0.1%)

**YoY**

**14,999**  
LY: 13,932 (+7.66%)



Shipped Commercial Vehicle Metres

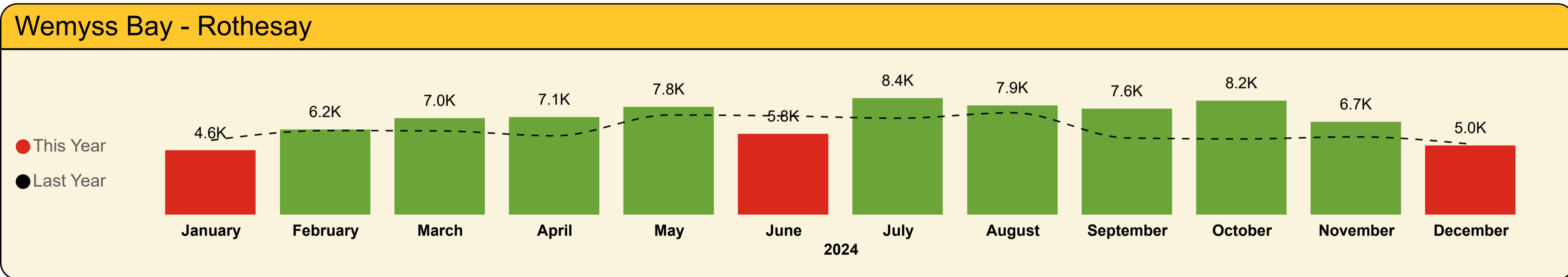


**This Month YoY**

**5.5K**  
LY: 4.2K (+29.87%)

**YoY**

**69.6K**  
LY: 66.9K (+3.99%)

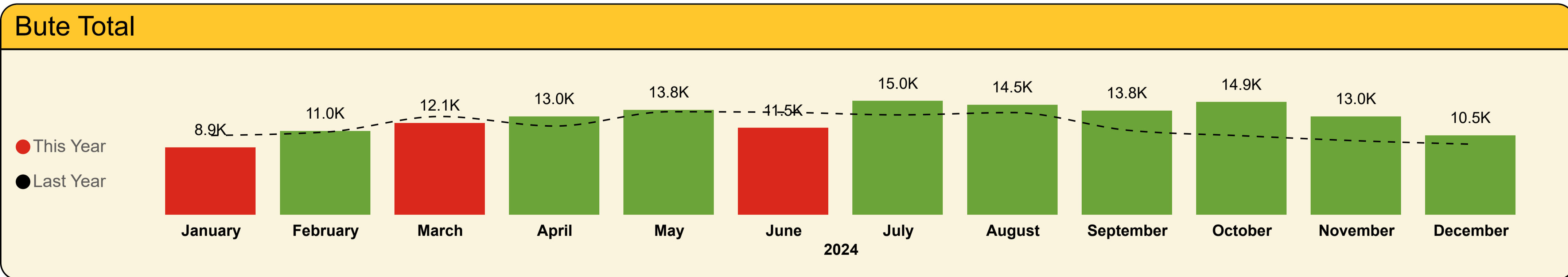


**This Month YoY**

**5.0K**  
LY: 5.1K (-1.99%)

**YoY**

**82.3K**  
LY: 73.5K (+11.99%)



**This Month YoY**

**10.5K**  
LY: 9.3K (+12.45%)

**YoY**

**151.9K**  
LY: 140.4K (+8.18%)



Bute Total

Contractual Carrying Groups



**This Month YoY**  
**44,902**  
LY: 47,453 (-5.38%)

**YoY**  
**869,332**  
LY: 824,700  
(+5.41%)



**This Month YoY**  
**17,595**  
LY: 17,811 (-1.21%)

**YoY**  
**291,290**  
LY: 280,366 (+3.9%)



**This Month YoY**  
**130.4**  
LY: 120.0 (+8.67%)

**YoY**  
**10.7K**  
LY: 8.9K (+20.62%)



**This Month YoY**  
**10.5K**  
LY: 9.3K (+12.45%)

**YoY**  
**151.9K**  
LY: 140.4K (+8.18%)

Passengers

Year	Month	Last Year	This Year	Variance %
2024	January	41,575	43,101	3.7 %
2024	February	46,980	51,936	10.5 %
2024	March	57,064	63,619	11.5 %
2024	April	75,624	70,754	-6.4 %
2024	May	78,657	89,905	14.3 %
2024	June	77,747	85,040	9.4 %
2024	July	95,195	106,451	11.8 %
2024	August	108,293	105,817	-2.3 %
2024	September	78,921	86,698	9.9 %
2024	October	64,017	68,463	6.9 %
2024	November	53,174	52,646	-1.0 %
2024	December	47,453	44,902	-5.4 %
<b>Total</b>		<b>824,700</b>	<b>869,332</b>	<b>5.4 %</b>

Cars

Year	Month	Last Year	This Year	Variance %
2024	January	16,895	17,004	0.6 %
2024	February	18,040	19,953	10.6 %
2024	March	21,701	22,766	4.9 %
2024	April	24,624	24,279	-1.4 %
2024	May	26,002	28,656	10.2 %
2024	June	25,514	26,624	4.3 %
2024	July	29,329	31,925	8.9 %
2024	August	32,178	31,634	-1.7 %
2024	September	25,319	27,665	9.3 %
2024	October	22,850	23,612	3.3 %
2024	November	20,102	19,577	-2.6 %
2024	December	17,811	17,595	-1.2 %
<b>Total</b>		<b>280,366</b>	<b>291,290</b>	<b>3.9 %</b>

Coach Metres

Year	Month	Last Year	This Year	Variance %
2024	January	76.3	132.5	73.7 %
2024	February	72.5	84.0	15.9 %
2024	March	219.8	287.7	30.9 %
2024	April	443.5	456.0	2.8 %
2024	May	1,350.1	1,491.0	10.4 %
2024	June	1,556.1	1,583.3	1.7 %
2024	July	1,208.1	1,639.6	35.7 %
2024	August	1,469.0	1,736.2	18.2 %
2024	September	1,663.7	1,982.7	19.2 %
2024	October	577.6	939.9	62.7 %
2024	November	119.5	243.6	103.8 %
2024	December	120.0	130.4	8.7 %
<b>Total</b>		<b>8,876.1</b>	<b>10,706.7</b>	<b>20.6 %</b>

Commercial Vehicle Metres

Year	Month	Last Year	This Year	Variance %
2024	January	10,455.8	8,890.2	-15.0 %
2024	February	10,906.0	11,040.3	1.2 %
2024	March	12,962.5	12,105.7	-6.6 %
2024	April	11,698.8	12,953.7	10.7 %
2024	May	13,590.5	13,840.0	1.8 %
2024	June	13,512.0	11,453.5	-15.2 %
2024	July	13,172.6	15,015.1	14.0 %
2024	August	13,477.9	14,506.1	7.6 %
2024	September	11,146.5	13,753.9	23.4 %
2024	October	10,414.4	14,870.6	42.8 %
2024	November	9,756.7	12,988.3	33.1 %
2024	December	9,304.1	10,462.7	12.5 %
<b>Total</b>		<b>140,397.8</b>	<b>151,880.2</b>	<b>8.2 %</b>



**This Month YoY**

10,395

LY: 7,591 (+36.94%)

**YoY**

181,769

LY: 168,208  
(+8.06%)



**This Month YoY**

5,647

LY: 4,232 (+33.44%)

**YoY**

84,066

LY: 76,685 (+9.63%)



**This Month YoY**

130.4

LY: 110.0 (+18.55%)

**YoY**

5.7K

LY: 4.8K (+18.52%)



**This Month YoY**

5.5K

LY: 4.2K (+29.87%)

**YoY**

69.6K

LY: 66.9K (+3.99%)

#### Passengers

Year	Month	Last Year	This Year	Variance %
2024	January	7,399	7,727	4.4 %
2024	February	8,391	9,349	11.4 %
2024	March	11,183	11,752	5.1 %
2024	April	15,309	14,209	-7.2 %
2024	May	17,830	18,755	5.2 %
2024	June	17,908	18,449	3.0 %
2024	July	20,257	23,047	13.8 %
2024	August	24,899	24,182	-2.9 %
2024	September	17,767	19,502	9.8 %
2024	October	10,943	14,294	30.6 %
2024	November	8,731	10,108	15.8 %
2024	December	7,591	10,395	36.9 %
<b>Total</b>		<b>168,208</b>	<b>181,769</b>	<b>8.1 %</b>

#### Cars

Year	Month	Last Year	This Year	Variance %
2024	January	4,108	4,460	8.6 %
2024	February	4,612	5,339	15.8 %
2024	March	5,964	6,101	2.3 %
2024	April	6,644	6,814	2.6 %
2024	May	7,677	8,116	5.7 %
2024	June	7,470	7,869	5.3 %
2024	July	8,188	9,237	12.8 %
2024	August	9,808	9,626	-1.9 %
2024	September	7,291	8,223	12.8 %
2024	October	5,637	6,923	22.8 %
2024	November	5,054	5,711	13.0 %
2024	December	4,232	5,647	33.4 %
<b>Total</b>		<b>76,685</b>	<b>84,066</b>	<b>9.6 %</b>

#### Coach Metres

Year	Month	Last Year	This Year	Variance %
2024	January	44.5	113.0	153.9 %
2024	February	32.0	84.0	162.5 %
2024	March	119.0	189.6	59.3 %
2024	April	169.3	296.0	74.8 %
2024	May	603.1	724.2	20.1 %
2024	June	806.1	930.2	15.4 %
2024	July	581.0	799.5	37.6 %
2024	August	787.1	761.3	-3.3 %
2024	September	1,176.1	1,046.6	-11.0 %
2024	October	265.5	457.3	72.2 %
2024	November	106.0	156.4	47.5 %
2024	December	110.0	130.4	18.5 %
<b>Total</b>		<b>4,799.7</b>	<b>5,688.3</b>	<b>18.5 %</b>

#### Commercial Vehicle Metres

Year	Month	Last Year	This Year	Variance %
2024	January	5,088.5	4,251.6	-16.4 %
2024	February	4,837.8	4,887.4	1.0 %
2024	March	6,919.0	5,127.2	-25.9 %
2024	April	6,009.2	5,899.7	-1.8 %
2024	May	6,396.5	6,048.8	-5.4 %
2024	June	6,381.9	5,619.6	-11.9 %
2024	July	6,208.9	6,596.3	6.2 %
2024	August	6,122.1	6,606.1	7.9 %
2024	September	5,612.4	6,106.6	8.8 %
2024	October	4,951.7	6,642.9	34.2 %
2024	November	4,141.1	6,290.1	51.9 %
2024	December	4,218.9	5,478.9	29.9 %
<b>Total</b>		<b>66,887.9</b>	<b>69,555.2</b>	<b>4.0 %</b>





### Wemyss Bay - Rothesay

### Contractual Carrying Groups



**This Month YoY**

**34,507**

LY: 39,862 (-13.43%)

**YoY**

**687,563**

LY: 656,492  
(+4.73%)



**This Month YoY**


**11,948**

LY: 13,579 (-12.01%)

**YoY**

**207,224**

LY: 203,681  
(+1.74%)



**This Month YoY**

**0.0**

LY: 10.0 (-100%)

**YoY**

**5.0K**

LY: 4.1K (+23.11%)



**This Month YoY**

**5.0K**

LY: 5.1K (-1.99%)

**YoY**

**82.3K**

LY: 73.5K (+11.99%)

#### Passengers

Year	Month	Last Year	This Year	Variance %
2024	January	34,176	35,374	3.5 %
2024	February	38,589	42,587	10.4 %
2024	March	45,881	51,867	13.0 %
2024	April	60,315	56,545	-6.3 %
2024	May	60,827	71,150	17.0 %
2024	June	59,839	66,591	11.3 %
2024	July	74,938	83,404	11.3 %
2024	August	83,394	81,635	-2.1 %
2024	September	61,154	67,196	9.9 %
2024	October	53,074	54,169	2.1 %
2024	November	44,443	42,538	-4.3 %
2024	December	39,862	34,507	-13.4 %
<b>Total</b>		<b>656,492</b>	<b>687,563</b>	<b>4.7 %</b>

#### Cars

Year	Month	Last Year	This Year	Variance %
2024	January	12,787	12,544	-1.9 %
2024	February	13,428	14,614	8.8 %
2024	March	15,737	16,665	5.9 %
2024	April	17,980	17,465	-2.9 %
2024	May	18,325	20,540	12.1 %
2024	June	18,044	18,755	3.9 %
2024	July	21,141	22,688	7.3 %
2024	August	22,370	22,008	-1.6 %
2024	September	18,028	19,442	7.8 %
2024	October	17,213	16,689	-3.0 %
2024	November	15,048	13,866	-7.9 %
2024	December	13,579	11,948	-12.0 %
<b>Total</b>		<b>203,681</b>	<b>207,224</b>	<b>1.7 %</b>

#### Coach Metres

Year	Month	Last Year	This Year	Variance %
2024	January	31.8	19.5	-38.7 %
2024	February	40.5	0.0	-100.0 %
2024	March	100.8	98.1	-2.7 %
2024	April	274.2	160.0	-41.6 %
2024	May	747.0	766.8	2.6 %
2024	June	750.0	653.1	-12.9 %
2024	July	627.0	840.1	34.0 %
2024	August	681.9	974.9	43.0 %
2024	September	487.6	936.1	92.0 %
2024	October	312.1	482.6	54.6 %
2024	November	13.5	87.3	546.3 %
2024	December	10.0	0.0	-100.0 %
<b>Total</b>		<b>4,076.5</b>	<b>5,018.4</b>	<b>23.1 %</b>

#### Commercial Vehicle Metres

Year	Month	Last Year	This Year	Variance %
2024	January	5,367.3	4,638.6	-13.6 %
2024	February	6,068.2	6,152.9	1.4 %
2024	March	6,043.5	6,978.5	15.5 %
2024	April	5,689.6	7,054.0	24.0 %
2024	May	7,194.0	7,791.2	8.3 %
2024	June	7,130.2	5,833.9	-18.2 %
2024	July	6,963.7	8,418.8	20.9 %
2024	August	7,355.8	7,900.0	7.4 %
2024	September	5,534.1	7,647.3	38.2 %
2024	October	5,462.7	8,227.6	50.6 %
2024	November	5,615.6	6,698.3	19.3 %
2024	December	5,085.2	4,983.8	-2.0 %
<b>Total</b>		<b>73,509.9</b>	<b>82,324.9</b>	<b>12.0 %</b>



### Cars



#### Colintraive - Rhubodach

Year	Month	Last Year	This Year	Var %
2024	January	3,697	3,616	-2.2 %
2024	February	4,158	4,274	2.8 %
2024	March	5,351	4,989	-6.8 %
2024	April	6,094	5,497	-9.8 %
2024	May	6,240	6,697	7.3 %
2024	June	5,834	6,521	11.8 %
2024	July	7,297	7,777	6.6 %
2024	August	7,765	8,259	6.4 %
2024	September	5,708	6,882	20.6 %
2024	October	4,255	5,771	35.6 %
2024	November	3,878	4,771	23.0 %
2024	December	3,422	4,834	41.3 %
<b>Total</b>		<b>63,699</b>	<b>69,888</b>	<b>9.7 %</b>

#### Wemyss Bay - Rothesay

Year	Month	Last Year	This Year	Var %
2024	January	11,407	10,047	-11.9 %
2024	February	11,911	11,685	-1.9 %
2024	March	13,909	14,218	2.2 %
2024	April	16,115	14,682	-8.9 %
2024	May	15,583	17,295	11.0 %
2024	June	15,243	15,866	4.1 %
2024	July	16,762	19,444	16.0 %
2024	August	18,386	18,538	0.8 %
2024	September	15,410	16,509	7.1 %
2024	October	14,004	14,184	1.3 %
2024	November	12,058	11,699	-3.0 %
2024	December	11,308	9,882	-12.6 %
<b>Total</b>		<b>172,096</b>	<b>174,049</b>	<b>1.1 %</b>



### LGVs



#### Colintraive - Rhubodach

Year	Month	Last Year	This Year	Var %
2024	January	344	380	10.5 %
2024	February	361	587	62.6 %
2024	March	504	566	12.3 %
2024	April	359	506	40.9 %
2024	May	355	625	76.1 %
2024	June	378	653	72.8 %
2024	July	382	676	77.0 %
2024	August	397	730	83.9 %
2024	September	393	702	78.6 %
2024	October	370	707	91.1 %
2024	November	342	650	90.1 %
2024	December	361	490	35.7 %
<b>Total</b>		<b>4,546</b>	<b>7,272</b>	<b>60.0 %</b>

#### Wemyss Bay - Rothesay

Year	Month	Last Year	This Year	Var %
2024	January	1,181	1,737	47.1 %
2024	February	1,343	2,009	49.6 %
2024	March	1,583	1,719	8.6 %
2024	April	1,474	1,816	23.2 %
2024	May	1,530	1,836	20.0 %
2024	June	1,487	1,611	8.3 %
2024	July	1,424	1,851	30.0 %
2024	August	1,737	1,785	2.8 %
2024	September	1,538	1,766	14.8 %
2024	October	1,547	1,531	-1.0 %
2024	November	1,741	1,654	-5.0 %
2024	December	1,173	1,071	-8.7 %
<b>Total</b>		<b>17,758</b>	<b>20,386</b>	<b>14.8 %</b>



Motorhomes



Colintraive - Rhubodach				
Year	Month	Last Year	This Year	Var %
2024	January	22	22	0.0 %
2024	February	42	32	-23.8 %
2024	March	62	77	24.2 %
2024	April	150	140	-6.7 %
2024	May	207	265	28.0 %
2024	June	160	228	42.5 %
2024	July	196	252	28.6 %
2024	August	208	200	-3.8 %
2024	September	176	258	46.6 %
2024	October	62	107	72.6 %
2024	November	28	48	71.4 %
2024	December	14	30	114.3 %
<b>Total</b>		<b>1,327</b>	<b>1,659</b>	<b>25.0 %</b>

Wemyss Bay - Rothesay				
Year	Month	Last Year	This Year	Var %
2024	January	76	55	-27.6 %
2024	February	64	96	50.0 %
2024	March	102	173	69.6 %
2024	April	264	238	-9.8 %
2024	May	311	404	29.9 %
2024	June	323	378	17.0 %
2024	July	361	435	20.5 %
2024	August	356	375	5.3 %
2024	September	289	394	36.3 %
2024	October	176	151	-14.2 %
2024	November	81	134	65.4 %
2024	December	38	70	84.2 %
<b>Total</b>		<b>2,441</b>	<b>2,903</b>	<b>18.9 %</b>




### Reliability & Punctuality



#### Reliability

Route		Colintraive - Rhubodach		Wemyss Bay - Rothesay	
Year	Month	Contractual	Actual	Contractual	Actual
2024	January	100.0%	94.7%	100.0%	92.8%
	February	100.0%	98.5%	99.7%	98.5%
	March	100.0%	99.3%	100.0%	99.8%
	April	100.0%	96.7%	99.3%	95.6%
	May	97.5%	97.5%	100.0%	100.0%
	June	100.0%	99.7%	100.0%	100.0%
	July	100.0%	100.0%	100.0%	100.0%
	August	100.0%	99.8%	99.5%	93.5%
	September	100.0%	100.0%	98.2%	97.2%
	October	100.0%	96.4%	100.0%	92.4%
	November	99.8%	97.6%	100.0%	94.9%
	December	100.0%	93.1%	91.8%	74.8%
<b>Total</b>		<b>99.8%</b>	<b>97.8%</b>	<b>99.1%</b>	<b>95.0%</b>



#### Punctuality

Route		Colintraive - Rhubodach		Wemyss Bay - Rothesay	
Year	Month	Contractual	Actual	Contractual	Actual
2024	January	100.0%	99.9%	100.0%	97.5%
	February	100.0%	100.0%	100.0%	99.5%
	March	100.0%	100.0%	99.9%	99.5%
	April	100.0%	100.0%	100.0%	98.0%
	May	100.0%	100.0%	100.0%	97.8%
	June	100.0%	100.0%	99.7%	98.4%
	July	100.0%	100.0%	99.7%	96.2%
	August	100.0%	99.9%	99.9%	89.9%
	September	100.0%	100.0%	99.7%	97.6%
	October	100.0%	100.0%	100.0%	97.1%
	November	100.0%	100.0%	100.0%	96.3%
	December	100.0%	100.0%	99.5%	94.2%
<b>Total</b>		<b>100.0%</b>	<b>100.0%</b>	<b>99.9%</b>	<b>96.9%</b>



Reliability & Punctuality Summary

Summary of Scheduled, Operated, Cancelled & Diverted Sailings  
by Route & Leg

Year	Month	Route	Leg	Operated Sailings	Scheduled Sailings	Additional Sailings	Cancelled Sailings	Diverted Sailings
2024	December	Colintraive - Rhubodach	Colintraive-Rhubodach	858	918	3	63	0
2024	December	Colintraive - Rhubodach	Rhubodach-Colintraive	858	918	3	63	0
2024	December	Wemyss Bay - Rothesay	Gourock (Divert)-Rothesay	21		21	0	0
2024	December	Wemyss Bay - Rothesay	Rothesay-Gourock (Divert)	22	22	0	0	22
2024	December	Wemyss Bay - Rothesay	Rothesay-Wemyss Bay	282	369	0	87	0
2024	December	Wemyss Bay - Rothesay	Wemyss Bay-Rothesay	282	390	2	110	0
<b>Total</b>				<b>2,323</b>	<b>2,617</b>	<b>29</b>	<b>323</b>	<b>22</b>

Summary of Cancellations, Lateness & Relief Events  
by Route & Leg

Year	Month	Route	Leg	Cancelled Sailings	Cancelled (Relief)	Cancelled (No Relief)	On Time	Level 1 Late	Level 1 (Relief)	Level 1 (No Relief)	Level 2 Late	Level 2 (Relief)	Level 2 (No Relief)
2024	December	Colintraive - Rhubodach	Colintraive-Rhubodach	63	63	0	855	0	0	0	0	0	0
2024	December	Colintraive - Rhubodach	Rhubodach-Colintraive	63	63	0	855	0	0	0	0	0	0
2024	December	Wemyss Bay - Rothesay	Gourock (Divert)-Rothesay	0	0	0	0	0	0	0	0	0	0
2024	December	Wemyss Bay - Rothesay	Rothesay-Gourock (Divert)	0	0	0	5	3	3	0	14	14	0
2024	December	Wemyss Bay - Rothesay	Rothesay-Wemyss Bay	87	55	32	270	11	10	1	1	1	0
2024	December	Wemyss Bay - Rothesay	Wemyss Bay-Rothesay	110	78	32	275	3	2	1	2	1	1
<b>Total</b>				<b>323</b>	<b>259</b>	<b>64</b>	<b>2,260</b>	<b>17</b>	<b>15</b>	<b>2</b>	<b>17</b>	<b>16</b>	<b>1</b>