



Shipped Passengers

Kennacraig - Islay/C'say/Oban



This Month YoY

468

LY: 675 (-30.67%)

YoY

10,371

LY: 17,336 (-40.2%)

Kennacraig - Islay



This Month YoY

8,931

LY: 8,508 (+4.97%)

YoY

199,213

LY: 207,527 (-4%)

Islay Total



This Month YoY

9,399

LY: 9,183 (+2.35%)

YoY

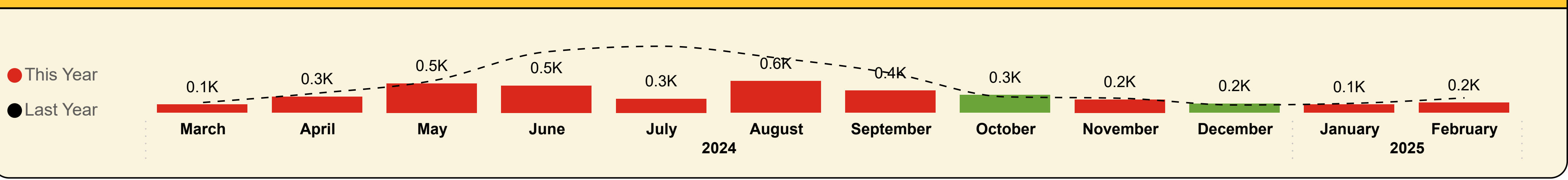
209,584

LY: 224,863 (-6.8%)



Shipped Cars

Kennacraig - Islay/C'say/Oban



This Month YoY

182

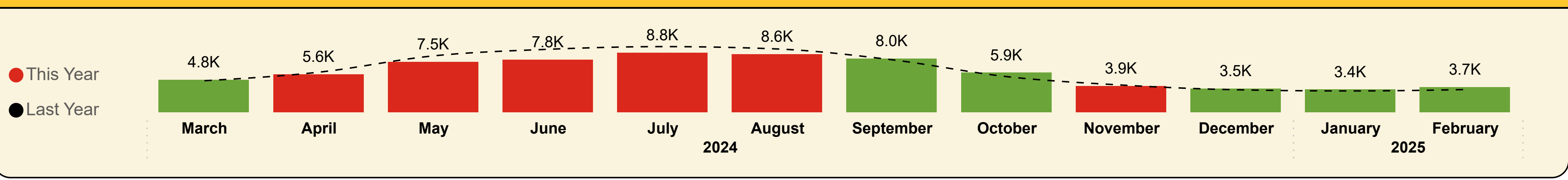
LY: 268 (-32.09%)

YoY

3,727

LY: 6,228 (-40.2%)

Kennacraig - Islay



This Month YoY

3,727

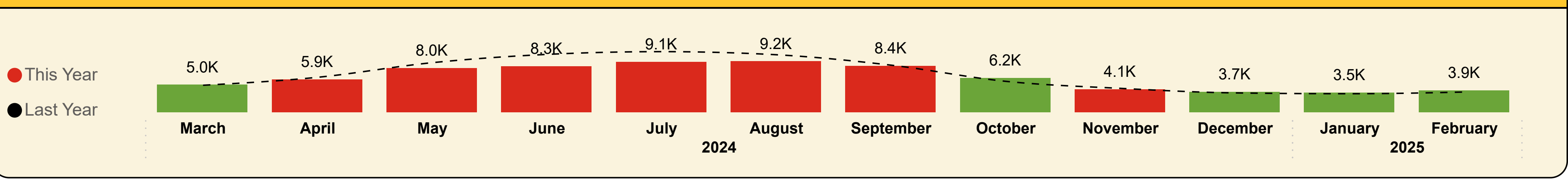
LY: 3,359 (+10.96%)

YoY

71,462

LY: 74,342 (-3.9%)

Islay Total



This Month YoY

3,909

LY: 3,627 (+7.78%)

YoY

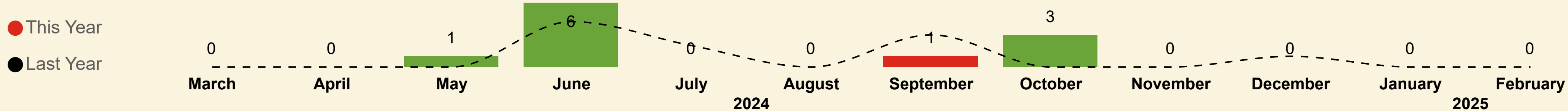
75,189

LY: 80,570 (-6.7%)



Shipped Coaches

Kennacraig - Islay/C'say/Oban



This Month YoY

0


LY: 0

YoY

11

LY: 10 (+7.4%)

Kennacraig - Islay



This Month YoY

0


LY: 2 (-100%)

YoY

316

LY: 355 (-11.1%)

Islay Total



This Month YoY

0

LY: 2 (-100%)

YoY

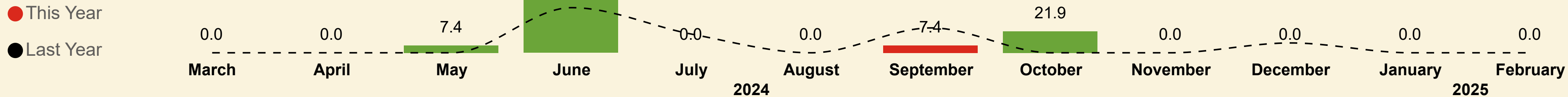
327

LY: 366 (-10.5%)



Shipped Coach Metres

Kennacraig - Islay/C'say/Oban



This Month YoY

0.0


LY: 0.0

YoY

97.2

LY: 100.2 (-3%)

Kennacraig - Islay



This Month YoY

0.0

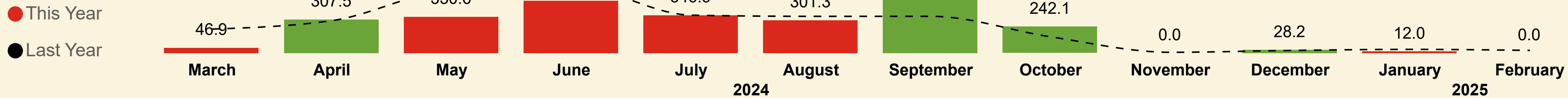
LY: 24.0 (-100%)

YoY

2.5K

LY: 2.9K (-12.6%)

Islay Total



This Month YoY

0.0

LY: 24.0 (-100%)

YoY

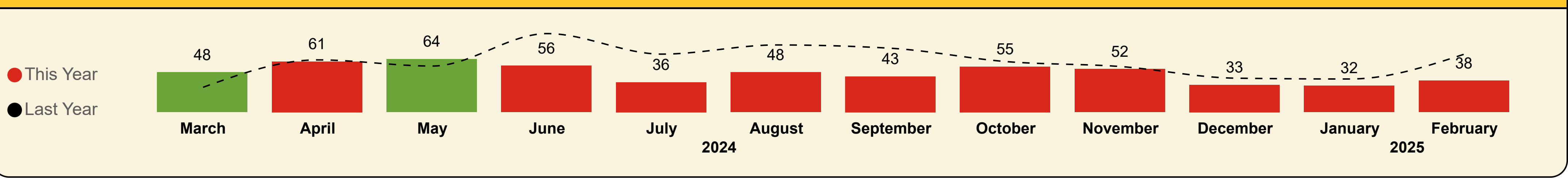
2.6K

LY: 3.0K (-12.3%)



Shipped Commercial Vehicles

Kennacraig - Islay/C'say/Oban



This Month YoY

38

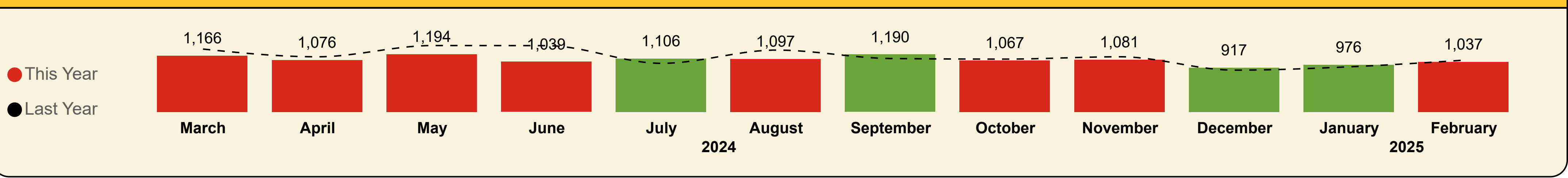
LY: 70 (-45.7%)

YoY

566

LY: 738 (-23.3%)

Kennacraig - Islay



This Month YoY

1,037

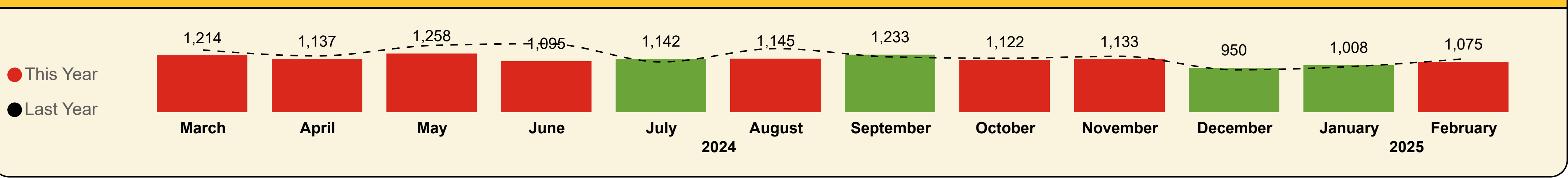
LY: 1,072 (-3.3%)

YoY

12,946

LY: 13,692 (-5.4%)

Islay Total



This Month YoY

1,075

LY: 1,142 (-5.9%)

YoY

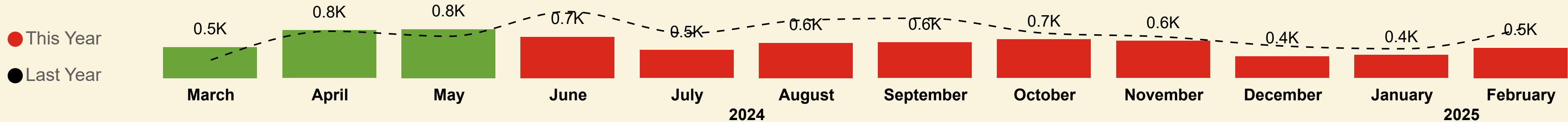
13,512

LY: 14,430 (-6.4%)



Shipped Commercial Vehicle Metres

Kennacraig - Islay/C'say/Oban



This Month YoY

519.9

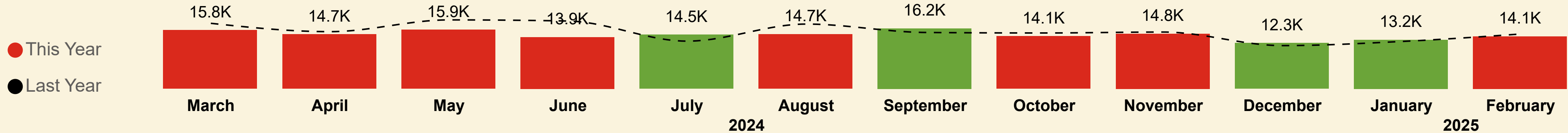
LY: 849.0 (-38.8%)

YoY

7.2K

LY: 9.2K (-21.5%)

Kennacraig - Islay



This Month YoY

14.1K

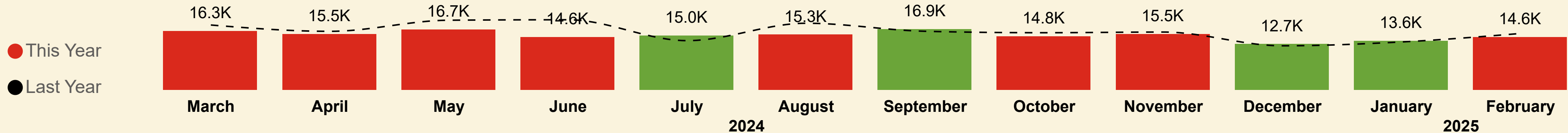
LY: 14.7K (-4.3%)

YoY

174.3K

LY: 184.6K (-5.6%)

Islay Total



This Month YoY

14.6K

LY: 15.6K (-6.2%)

YoY

181.5K

LY: 193.8K (-6.3%)

Islay

Feb-2025

Monthly Performance Pack

Carrying Trends

Islay Total

Contractual Carrying Groups

This Month YoY

9,399

LY: 9,183 (+2.4%)

YoY

209,584

LY: 224,863 (-6.8%)

This Month YoY

3,909

LY: 3,627 (+7.8%)

YoY

75,189

LY: 80,570 (-6.7%)

This Month YoY

0.0

LY: 24.0 (-100%)

YoY

2.6K

LY: 3.0K (-12.3%)

This Month YoY

14.6K

LY: 15.6K (-6.2%)

YoY

181.5K

LY: 193.8K (-6.3%)

Passengers

Year	Month	Last Year	This Year	Variance %
2024	March	12,361	13,116	6.1 %
2024	April	19,234	17,020	-11.5 %
2024	May	26,175	24,750	-5.4 %
2024	June	29,873	23,821	-20.3 %
2024	July	31,325	25,564	-18.4 %
2024	August	29,914	27,331	-8.6 %
2024	September	23,206	23,783	2.5 %
2024	October	16,713	17,231	3.1 %
2024	November	10,485	10,232	-2.4 %
2024	December	8,585	9,114	6.2 %
2025	January	7,810	8,223	5.3 %
2025	February	9,183	9,399	2.4 %
Total		224,863	209,584	-6.8 %

Cars

Year	Month	Last Year	This Year	Variance %
2024	March	4,857	4,964	2.2 %
2024	April	6,294	5,904	-6.2 %
2024	May	8,937	7,984	-10.7 %
2024	June	10,430	8,284	-20.6 %
2024	July	10,926	9,069	-17.0 %
2024	August	10,365	9,191	-11.3 %
2024	September	8,484	8,365	-1.4 %
2024	October	5,563	6,193	11.3 %
2024	November	4,292	4,113	-4.2 %
2024	December	3,471	3,680	6.0 %
2025	January	3,324	3,533	6.3 %
2025	February	3,627	3,909	7.8 %
Total		80,570	75,189	-6.7 %

Coach Metres

Year	Month	Last Year	This Year	Variance %
2024	March	219.2	46.9	-78.6 %
2024	April	296.8	307.5	3.6 %
2024	May	579.4	330.6	-42.9 %
2024	June	614.8	480.4	-21.9 %
2024	July	346.9	346.9	-0.0 %
2024	August	336.3	301.3	-10.4 %
2024	September	336.2	504.1	50.0 %
2024	October	148.3	242.1	63.3 %
2024	November	6.6	0.0	-100.0 %
2024	December	23.4	28.2	20.5 %
2025	January	33.3	12.0	-64.0 %
2025	February	24.0	0.0	-100.0 %
Total		2,965.2	2,600.0	-12.3 %

Commercial Vehicle Metres

Year	Month	Last Year	This Year	Variance %
2024	March	17,937.4	16,319.6	-9.0 %
2024	April	16,188.9	15,475.5	-4.4 %
2024	May	19,268.4	16,729.2	-13.2 %
2024	June	19,388.9	14,638.5	-24.5 %
2024	July	13,604.6	15,033.3	10.5 %
2024	August	18,426.9	15,299.3	-17.0 %
2024	September	16,198.8	16,850.1	4.0 %
2024	October	15,800.5	14,813.7	-6.2 %
2024	November	15,986.7	15,478.0	-3.2 %
2024	December	12,177.9	12,682.3	4.1 %
2025	January	13,243.2	13,585.3	2.6 %
2025	February	15,595.6	14,627.8	-6.2 %
Total		193,817.7	181,532.4	-6.3 %



Kennacraig - Islay/C'say/Oban

Contractual Carrying Groups



This Month YoY

468

LY: 675 (-30.7%)

YoY

10,371

LY: 17,336 (-40.2%)



This Month YoY

182

LY: 268 (-32.1%)

YoY

3,727

LY: 6,228 (-40.2%)



This Month YoY

0.0

LY: 0.0

YoY

97.2

LY: 100.2 (-3%)



This Month YoY

519.9

LY: 849.0 (-38.8%)

YoY

7.2K

LY: 9.2K (-21.5%)

Passengers				
Year	Month	Last Year	This Year	Variance %
2024	March	453	364	-19.6 %
2024	April	871	785	-9.9 %
2024	May	1,667	1,438	-13.7 %
2024	June	2,996	1,587	-47.0 %
2024	July	3,628	753	-79.2 %
2024	August	2,901	1,599	-44.9 %
2024	September	1,985	1,047	-47.3 %
2024	October	792	906	14.4 %
2024	November	587	589	0.3 %
2024	December	355	437	23.1 %
2025	January	427	398	-6.8 %
2025	February	675	468	-30.7 %
Total		17,336	10,371	-40.2 %

Cars				
Year	Month	Last Year	This Year	Variance %
2024	March	185	149	-19.5 %
2024	April	353	289	-18.1 %
2024	May	575	527	-8.3 %
2024	June	1,097	489	-55.4 %
2024	July	1,196	251	-79.0 %
2024	August	987	570	-42.2 %
2024	September	712	399	-44.0 %
2024	October	286	320	11.9 %
2024	November	261	238	-8.8 %
2024	December	140	164	17.1 %
2025	January	168	149	-11.3 %
2025	February	268	182	-32.1 %
Total		6,228	3,727	-40.2 %

Coach Metres				
Year	Month	Last Year	This Year	Variance %
2024	March	0.0	0.0	0.0 %
2024	April	0.0	0.0	0.0 %
2024	May	0.0	7.4	0.0 %
2024	June	45.9	60.5	31.9 %
2024	July	19.0	0.0	-100.0 %
2024	August	0.0	0.0	0.0 %
2024	September	25.3	7.4	-70.8 %
2024	October	0.0	21.9	0.0 %
2024	November	0.0	0.0	0.0 %
2024	December	10.0	0.0	-100.0 %
2025	January	0.0	0.0	0.0 %
2025	February	0.0	0.0	0.0 %
Total		100.2	97.2	-3.0 %

Commercial Vehicle Metres				
Year	Month	Last Year	This Year	Variance %
2024	March	311.0	534.4	71.8 %
2024	April	809.2	825.3	2.0 %
2024	May	722.0	843.3	16.8 %
2024	June	1,148.6	713.2	-37.9 %
2024	July	774.6	484.8	-37.4 %
2024	August	1,003.5	606.7	-39.5 %
2024	September	1,034.7	615.1	-40.6 %
2024	October	775.3	667.5	-13.9 %
2024	November	712.0	641.6	-9.9 %
2024	December	553.7	374.4	-32.4 %
2025	January	505.6	398.2	-21.2 %
2025	February	849.0	519.9	-38.8 %
Total		9,199.3	7,224.4	-21.5 %



Kennacraig - Islay

Contractual Carrying Groups



This Month YoY

8,931

LY: 8,508 (+5%)

YoY

199,213

LY: 207,527 (-4%)



This Month YoY

3,727

LY: 3,359 (+11%)

YoY

71,462

LY: 74,342 (-3.9%)



This Month YoY

0.0

LY: 24.0 (-100%)

YoY

2.5K

LY: 2.9K (-12.6%)



This Month YoY

14.1K

LY: 14.7K (-4.3%)

YoY

174.3K

LY: 184.6K (-5.6%)

Passengers

Year	Month	Last Year	This Year	Variance %
2024	March	11,908	12,752	7.1 %
2024	April	18,363	16,235	-11.6 %
2024	May	24,508	23,312	-4.9 %
2024	June	26,877	22,234	-17.3 %
2024	July	27,697	24,811	-10.4 %
2024	August	27,013	25,732	-4.7 %
2024	September	21,221	22,736	7.1 %
2024	October	15,921	16,325	2.5 %
2024	November	9,898	9,643	-2.6 %
2024	December	8,230	8,677	5.4 %
2025	January	7,383	7,825	6.0 %
2025	February	8,508	8,931	5.0 %
Total		207,527	199,213	-4.0 %

Cars

Year	Month	Last Year	This Year	Variance %
2024	March	4,672	4,815	3.1 %
2024	April	5,941	5,615	-5.5 %
2024	May	8,362	7,457	-10.8 %
2024	June	9,333	7,795	-16.5 %
2024	July	9,730	8,818	-9.4 %
2024	August	9,378	8,621	-8.1 %
2024	September	7,772	7,966	2.5 %
2024	October	5,277	5,873	11.3 %
2024	November	4,031	3,875	-3.9 %
2024	December	3,331	3,516	5.6 %
2025	January	3,156	3,384	7.2 %
2025	February	3,359	3,727	11.0 %
Total		74,342	71,462	-3.9 %

Coach Metres

Year	Month	Last Year	This Year	Variance %
2024	March	219.2	46.9	-78.6 %
2024	April	296.8	307.5	3.6 %
2024	May	579.4	323.2	-44.2 %
2024	June	568.9	419.9	-26.2 %
2024	July	327.9	346.9	5.8 %
2024	August	336.3	301.3	-10.4 %
2024	September	310.9	496.7	59.8 %
2024	October	148.3	220.2	48.5 %
2024	November	6.6	0.0	-100.0 %
2024	December	13.4	28.2	110.4 %
2025	January	33.3	12.0	-64.0 %
2025	February	24.0	0.0	-100.0 %
Total		2,865.1	2,502.8	-12.6 %

Commercial Vehicle Metres

Year	Month	Last Year	This Year	Variance %
2024	March	17,626.4	15,785.2	-10.4 %
2024	April	15,379.7	14,650.2	-4.7 %
2024	May	18,546.4	15,885.9	-14.3 %
2024	June	18,240.2	13,925.3	-23.7 %
2024	July	12,829.9	14,548.5	13.4 %
2024	August	17,423.4	14,692.6	-15.7 %
2024	September	15,164.1	16,235.0	7.1 %
2024	October	15,025.2	14,146.2	-5.9 %
2024	November	15,274.7	14,836.4	-2.9 %
2024	December	11,624.2	12,307.9	5.9 %
2025	January	12,737.6	13,187.1	3.5 %
2025	February	14,746.6	14,107.9	-4.3 %
Total		184,618.4	174,308.0	-5.6 %



Cars




Kennacraig - Islay/C'say/Oban				
Year	Month	Last Year	This Year	Var %
2024	March	173	67	-61.3 %
2024	April	292	150	-48.6 %
2024	May	240	308	28.3 %
2024	June	204	353	73.0 %
2024	July	454	216	-52.4 %
2024	August	454	322	-29.1 %
2024	September	293	194	-33.8 %
2024	October	115	119	3.5 %
2024	November	74	85	14.9 %
2024	December	75	107	42.7 %
2025	January	29	49	69.0 %
2025	February	85	96	12.9 %
Total		2,488	2,066	-17.0 %

Kennacraig - Islay				
Year	Month	Last Year	This Year	Var %
2024	March	4,022	3,827	-4.8 %
2024	April	5,203	4,682	-10.0 %
2024	May	5,209	6,148	18.0 %
2024	June	3,560	6,614	85.8 %
2024	July	6,465	7,490	15.9 %
2024	August	6,608	7,447	12.7 %
2024	September	6,106	6,708	9.9 %
2024	October	4,129	4,661	12.9 %
2024	November	3,126	2,994	-4.2 %
2024	December	2,665	2,905	9.0 %
2025	January	2,343	2,600	11.0 %
2025	February	2,659	2,921	9.9 %
Total		52,095	58,997	13.2 %



LGVs



Kennacraig - Islay/C'say/Oban				
Year	Month	Last Year	This Year	Var %
2024	March	3	7	133.3 %
2024	April	41	22	-46.3 %
2024	May	27	33	22.2 %
2024	June	15	33	120.0 %
2024	July	43	17	-60.5 %
2024	August	38	24	-36.8 %
2024	September	18	18	0.0 %
2024	October	15	19	26.7 %
2024	November	11	16	45.5 %
2024	December	4	3	-25.0 %
2025	January	2	10	400.0 %
2025	February	6	13	116.7 %
Total		223	215	-3.6 %

Kennacraig - Islay				
Year	Month	Last Year	This Year	Var %
2024	March	526	700	33.1 %
2024	April	453	559	23.4 %
2024	May	509	542	6.5 %
2024	June	363	619	70.5 %
2024	July	503	798	58.6 %
2024	August	480	685	42.7 %
2024	September	480	662	37.9 %
2024	October	337	660	95.8 %
2024	November	427	665	55.7 %
2024	December	374	472	26.2 %
2025	January	404	582	44.1 %
2025	February	482	653	35.5 %
Total		5,338	7,597	42.3 %



Motorhomes



Kennacraig - Islay/C'say/Oban				
Year	Month	Last Year	This Year	Var %
2024	March	3	3	0.0 %
2024	April	10	13	30.0 %
2024	May	24	42	75.0 %
2024	June	5	22	340.0 %
2024	July	29	14	-51.7 %
2024	August	22	25	13.6 %
2024	September	23	21	-8.7 %
2024	October	6	5	-16.7 %
2024	November	3	1	-66.7 %
2024	December	0	4	0.0 %
2025	January	2	1	-50.0 %
2025	February	4	4	0.0 %
Total		131	155	18.3 %

Kennacraig - Islay				
Year	Month	Last Year	This Year	Var %
2024	March	35	153	337.1 %
2024	April	216	238	10.2 %
2024	May	371	528	42.3 %
2024	June	200	438	119.0 %
2024	July	326	366	12.3 %
2024	August	406	410	1.0 %
2024	September	385	486	26.2 %
2024	October	107	196	83.2 %
2024	November	83	74	-10.8 %
2024	December	37	48	29.7 %
2025	January	28	44	57.1 %
2025	February	28	53	89.3 %
Total		2,222	3,034	36.5 %



Reliability & Punctuality



Reliability					
Route		Kennacraig - Islay		Kennacraig - Islay/C'say/Oban	
Year	Month	Contractual	Actual	Contractual	Actual
2024	March	96.6%	95.9%	90.0%	90.0%
	April	91.0%	84.0%	81.8%	59.1%
	May	99.2%	93.9%	85.7%	61.2%
	June	100.0%	85.1%	100.0%	57.1%
	July	100.0%	80.7%	100.0%	57.9%
	August	95.5%	92.9%	89.8%	65.3%
	September	100.0%	93.7%	100.0%	65.9%
	October	94.3%	88.7%	100.0%	53.1%
	November	100.0%	95.4%	100.0%	80.0%
	December	100.0%	89.8%	100.0%	62.5%
2025	January	100.0%	94.2%	100.0%	75.0%
	February	98.6%	93.8%	100.0%	75.0%



Punctuality					
Route		Kennacraig - Islay		Kennacraig - Islay/C'say/Oban	
Year	Month	Contractual	Actual	Contractual	Actual
2024	March	99.3%	85.9%	100.0%	66.7%
	April	98.1%	66.0%	100.0%	73.1%
	May	98.8%	75.2%	100.0%	53.3%
	June	99.1%	92.0%	96.4%	67.9%
	July	99.5%	89.4%	100.0%	72.7%
	August	99.6%	95.6%	100.0%	87.5%
	September	99.6%	94.1%	100.0%	82.8%
	October	98.5%	91.2%	100.0%	70.6%
	November	99.3%	95.1%	100.0%	75.0%
	December	98.5%	90.2%	100.0%	70.0%
2025	January	95.9%	94.6%	100.0%	50.0%
	February	96.3%	82.2%	100.0%	50.0%



Reliability & Punctuality Summary

Summary of Scheduled, Operated, Cancelled & Diverted Sailings by Route and Leg

Year	Month	Route	Leg	Operated Sailings	Scheduled Sailings	Additional Sailings	Cancelled Sailings	Diverted Sailings
2025	February	Kennacraig - Islay	Kennacraig-Port Askaig	50	51	1	2	3
2025	February	Kennacraig - Islay	Kennacraig-Port Ellen	20	21	0	1	0
2025	February	Kennacraig - Islay	Port Askaig-Kennacraig	50	48	4	2	0
2025	February	Kennacraig - Islay	Port Ellen-Kennacraig	20	24	0	4	0
2025	February	Kennacraig - Islay/C'say/Oban	Colonsay-Port Askaig	3	4	0	1	0
2025	February	Kennacraig - Islay/C'say/Oban	Kennacraig-Port Askaig	3	4	0	1	0
2025	February	Kennacraig - Islay/C'say/Oban	Port Askaig-Colonsay	3	4	0	1	0
2025	February	Kennacraig - Islay/C'say/Oban	Port Askaig-Kennacraig	3	4	0	1	0
Total				152	160	5	13	3

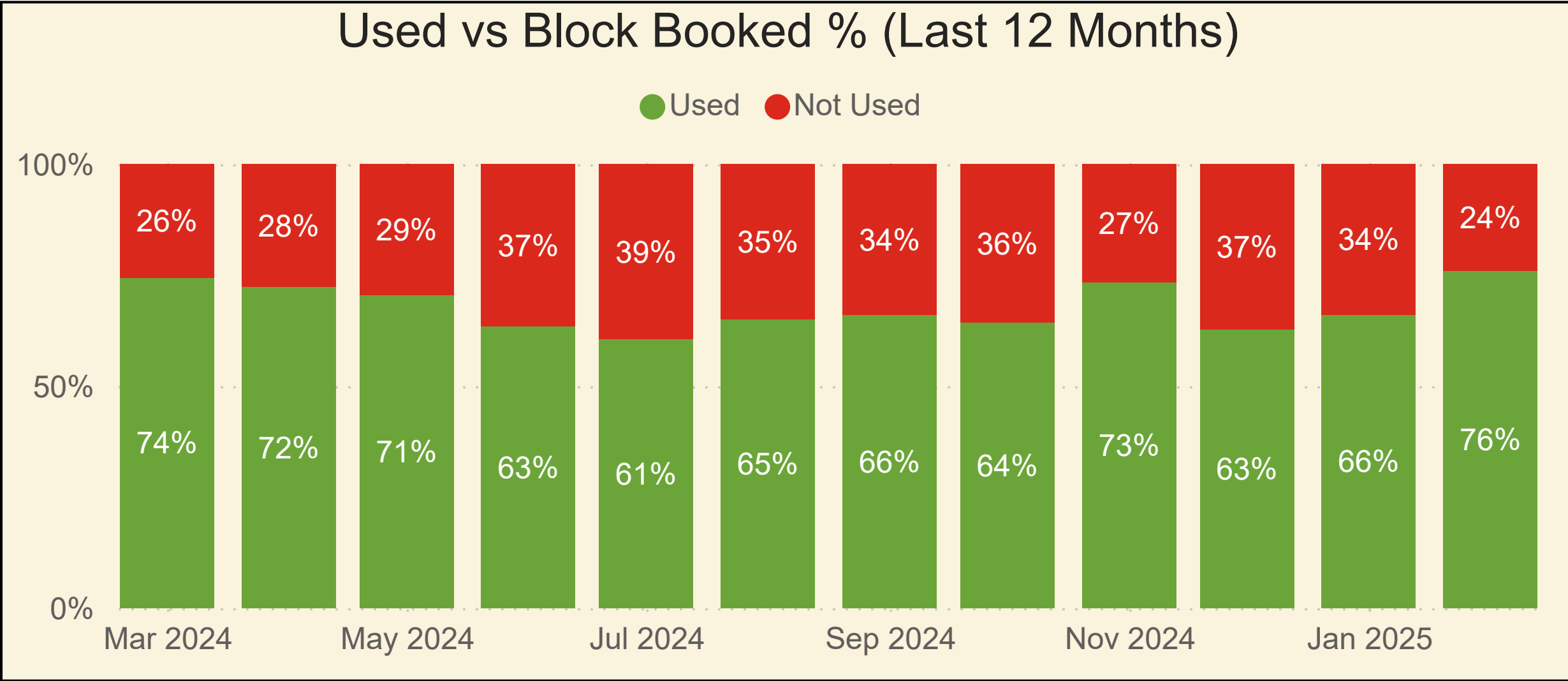
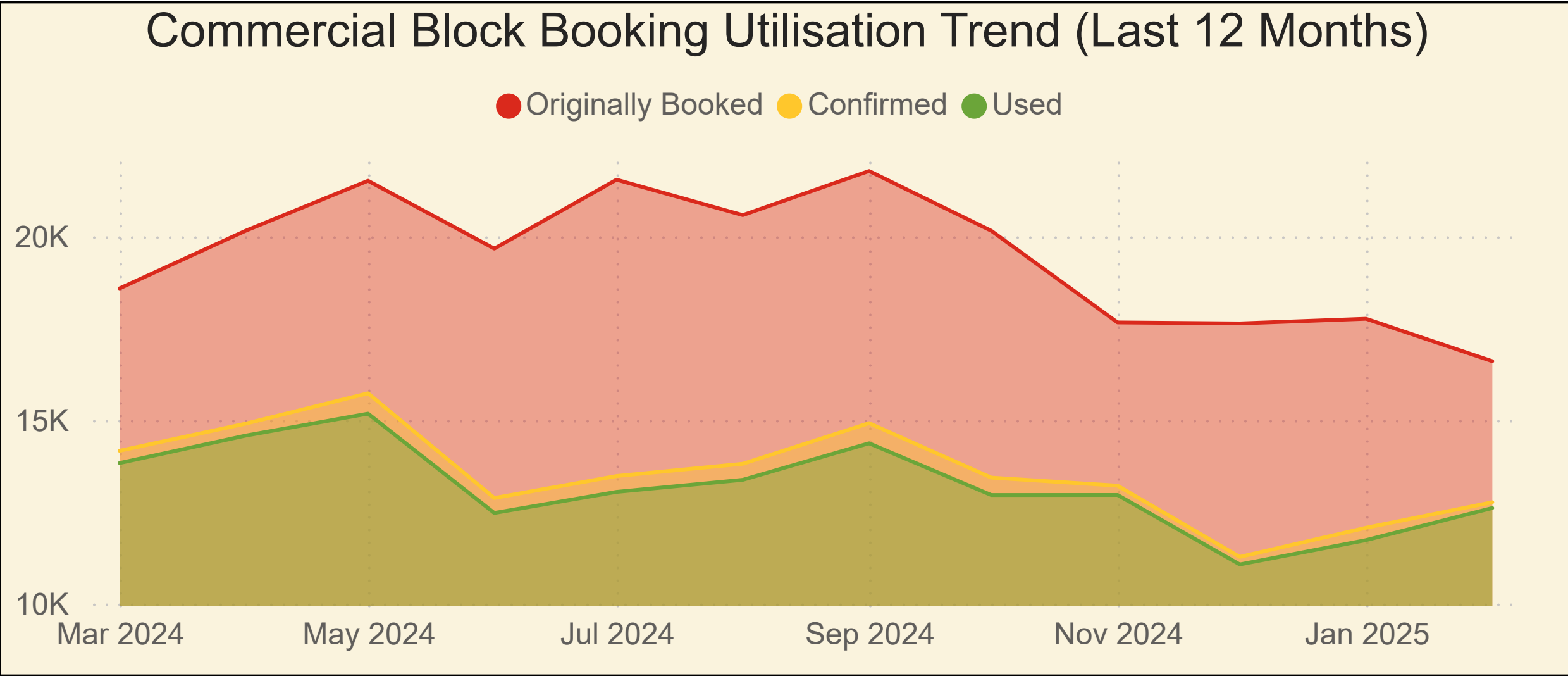
Summary of Cancellations, Lateness & Relief Events by Route and Leg

Year	Month	Route	Leg	Cancelled Sailings	Cancelled (Relief)	Cancelled (No Relief)	On Time	Level 1 Late	Level 1 (Relief)	Level 1 (No Relief)	Level 2 Late	Level 2 (Relief)	Level 2 (No Relief)
2025	February	Kennacraig - Islay	Kennacraig-Port Askaig	2	1	1	42	5	5	0	2	1	1
2025	February	Kennacraig - Islay	Kennacraig-Port Ellen	1	1	0	20	0	0	0	0	0	0
2025	February	Kennacraig - Islay	Port Askaig-Kennacraig	2	1	1	31	14	12	2	1	1	0
2025	February	Kennacraig - Islay	Port Ellen-Kennacraig	4	4	0	18	1	0	1	1	0	1
2025	February	Kennacraig - Islay/C'say/Oban	Colonsay-Port Askaig	1	1	0	1	0	0	0	2	2	0
2025	February	Kennacraig - Islay/C'say/Oban	Kennacraig-Port Askaig	1	1	0	3	0	0	0	0	0	0
2025	February	Kennacraig - Islay/C'say/Oban	Port Askaig-Colonsay	1	1	0	1	1	1	0	1	1	0
2025	February	Kennacraig - Islay/C'say/Oban	Port Askaig-Kennacraig	1	1	0	1	2	2	0	0	0	0
Total				13	11	2	117	23	20	3	7	5	2



Block Booked vs Utilised

Route Name	Month Year	Originally Booked	Booked 24hrs Prior	Confirmed	No Show	Used	Confirmed vs Block Booked	Used vs Confirmed	Used vs Block Booked
Kennacraig - Islay	Mar-2024	18,583	15,173	14,162	335	13,827	76%	98%	74%
Kennacraig - Islay	Apr-2024	20,155	16,175	14,901	326	14,575	74%	98%	72%
Kennacraig - Islay	May-2024	21,515	17,247	15,726	554	15,172	73%	96%	71%
Kennacraig - Islay	Jun-2024	19,667	14,516	12,875	408	12,467	65%	97%	63%
Kennacraig - Islay	Jul-2024	21,544	16,011	13,474	432	13,042	63%	97%	61%
Kennacraig - Islay	Aug-2024	20,579	15,462	13,807	437	13,370	67%	97%	65%
Kennacraig - Islay	Sep-2024	21,780	16,255	14,914	548	14,366	68%	96%	66%
Kennacraig - Islay	Oct-2024	20,152	14,780	13,430	474	12,956	67%	96%	64%
Kennacraig - Islay	Nov-2024	17,656	13,771	13,211	253	12,958	75%	98%	73%
Kennacraig - Islay	Dec-2024	17,629	12,146	11,271	206	11,066	64%	98%	63%
Kennacraig - Islay	Jan-2025	17,756	12,622	12,065	337	11,728	68%	97%	66%
Kennacraig - Islay	Feb-2025	16,601	13,505	12,760	157	12,603	77%	99%	76%
Total		233,617	177,662	162,596	4,466	158,130	70%	97%	68%



Note: This report shows block bookings made by block booking customers for any commercial vehicle over 6 metres in length or any LGV that consumes High Lane Metreage. It does not include any bookings on sailings that were cancelled by CalMac. High Lane Metreage refers to deck meterage for high vehicles such as Commercials or LGVs.