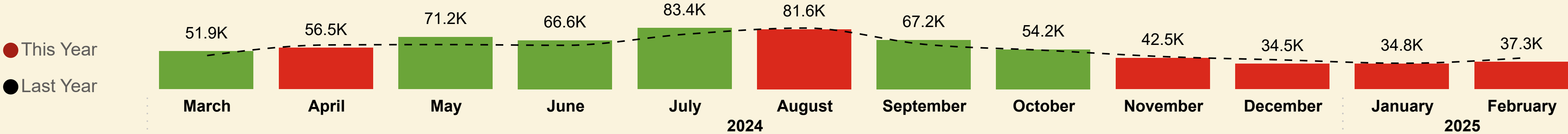




Shipped Passengers

Wemyss Bay - Rothesay



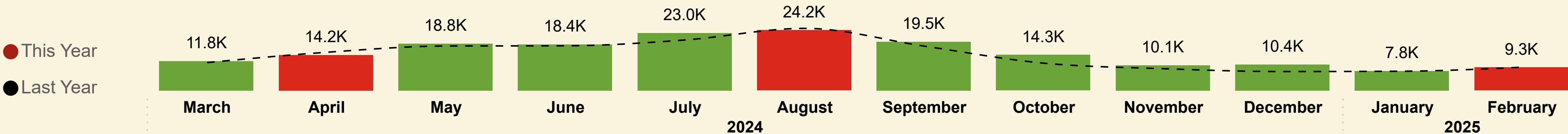
This Month YoY

37,278
LY: 42,587 (-12.47%)

YoY

681,690
LY: 661,688 (+3%)

Colintraive - Rhubodach



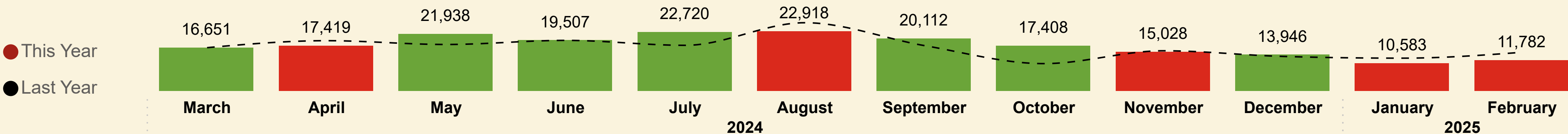
This Month YoY

9,250
LY: 9,349 (-1.06%)

YoY

181,738
LY: 169,494 (+7.2%)

Gourock - Dunoon



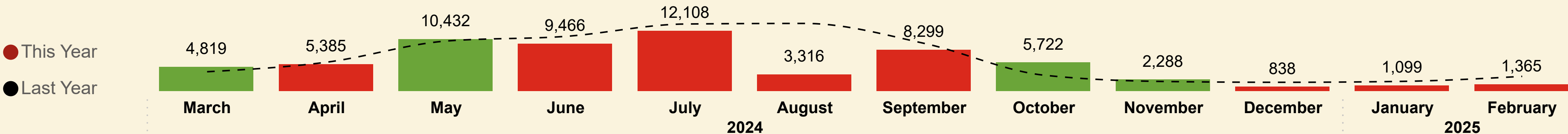
This Month YoY

7
LY: (Blank) (+Infinity%)

YoY

210,012
LY: 200,845 (+4.6%)

Tarbert LF - Portavadie



This Month YoY

1,365
LY: 2,925 (-53.33%)

YoY

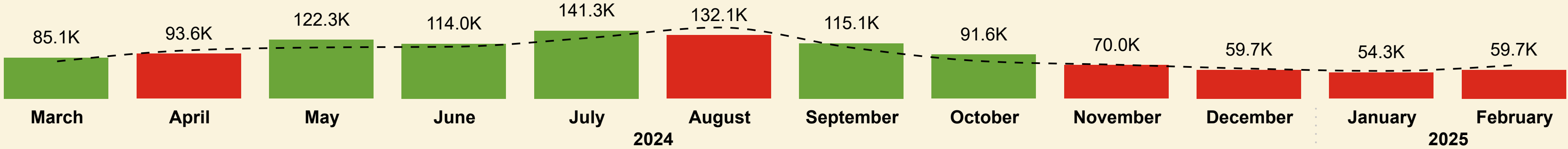
65,137
LY: 78,797 (-17.3%)



Shipped Passengers

Total Cowal

● This Year
● Last Year



This Month YoY

7
LY: (Blank) (+Infinity%)

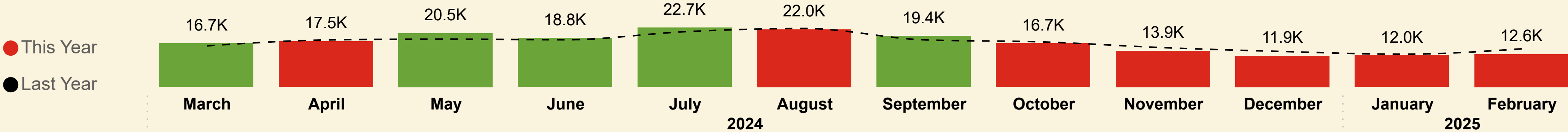
YoY

1,138,577
LY: 1,110,824 (+2.5%)



Shipped Cars

Wemyss Bay - Rothesay



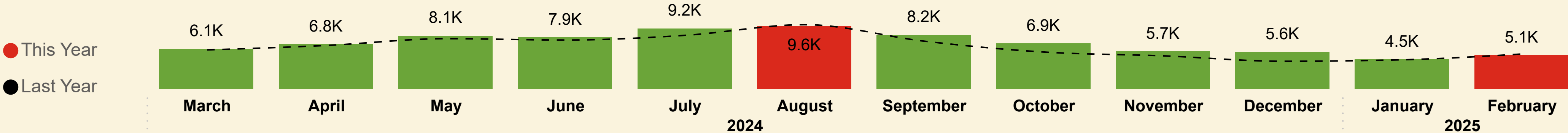
This Month YoY

12,584
LY: 14,614 (-13.89%)

YoY

204,694
LY: 204,624 (+0%)

Colintraive - Rhubodach



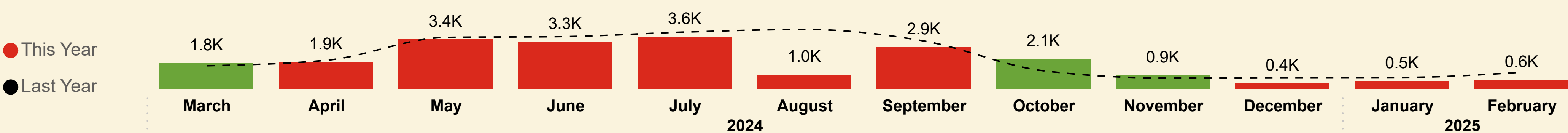
This Month YoY

5,132
LY: 5,339 (-3.88%)

YoY

83,908
LY: 77,764 (+7.9%)

Tarbert LF - Portavadie



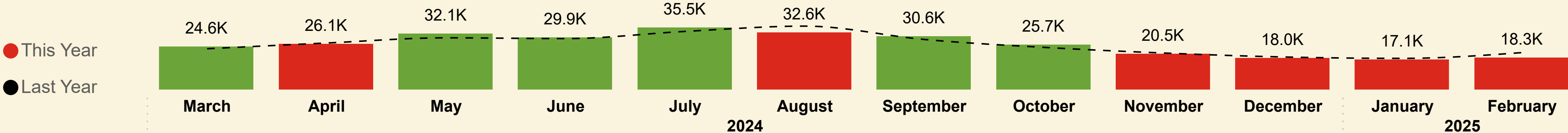
This Month YoY

620
LY: 1,157 (-46.41%)

YoY

22,381
LY: 26,951 (-17%)

Cowal Total



This Month YoY

18,336
LY: 21,110 (-13.14%)

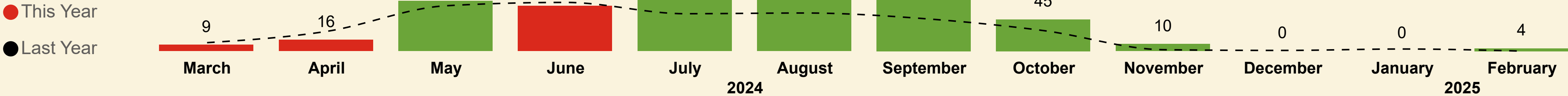
YoY

310,983
LY: 309,338 (+0.5%)



Shipped Coaches

Wemyss Bay - Rothesay



This Month YoY

4


LY: 0

YoY

467

LY: 361 (+29.3%)

Colintraive - Rhubodach



This Month YoY

6

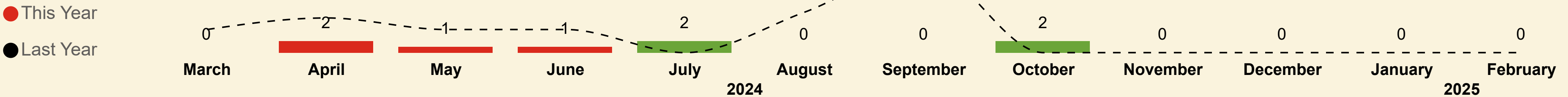
LY: 13 (-53.85%)

YoY

571

LY: 462 (+23.6%)

Tarbert LF - Portavadie



This Month YoY

0

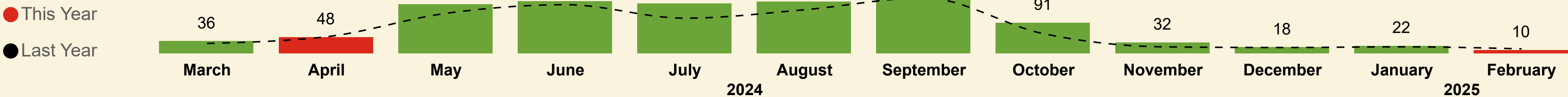
LY: 0

YoY

8

LY: 40 (-80%)

Cowal Total



This Month YoY

10

LY: 13 (-23.08%)

YoY

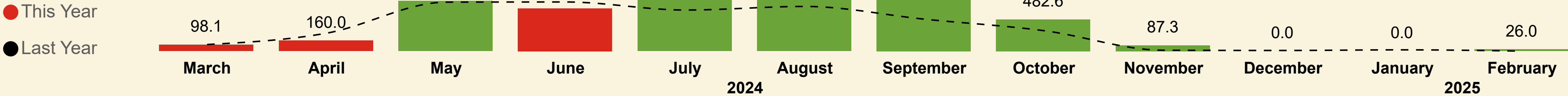
1046

LY: 863 (+21.2%)



Shipped Coach Metres

Wemyss Bay - Rothesay



This Month YoY

26.0


LY: 0.0

YoY

5.0K

LY: 4.0K (+24.9%)

Colintraive - Rhubodach



This Month YoY

42.0

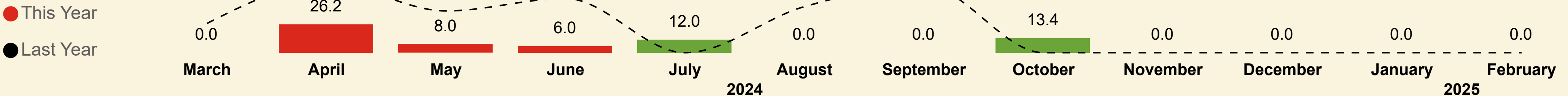
LY: 84.0 (-50%)

YoY

5.7K

LY: 4.9K (+15.6%)

Tarbert LF - Portavadie



This Month YoY

0.0


LY: 0.0

YoY

65.6

LY: 284.0 (-76.9%)

Cowal Total



This Month YoY

68.0

LY: 84.0 (-19%)

YoY

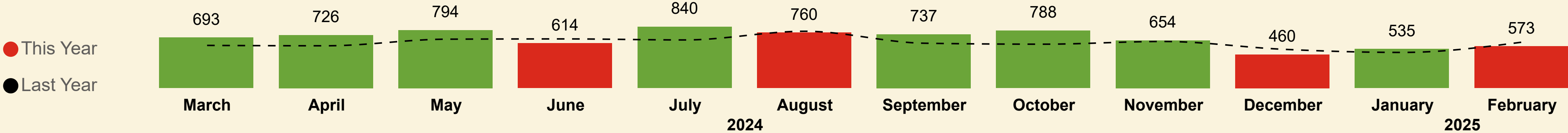
10.8K

LY: 9.2K (+16.8%)



Shipped Commercial Vehicles

Wemyss Bay - Rothesay



This Month YoY

573

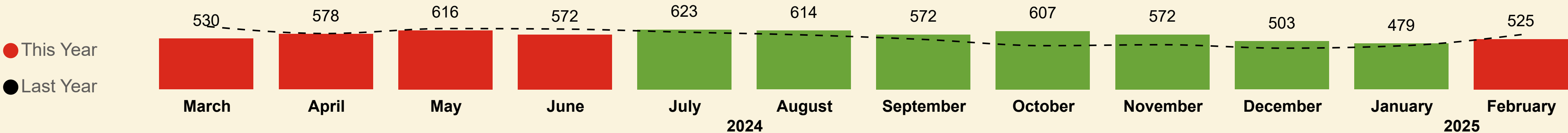
LY: 630 (-9%)

YoY

8,174

LY: 7,455 (+9.6%)

Colintraive - Rhubodach



This Month YoY

525

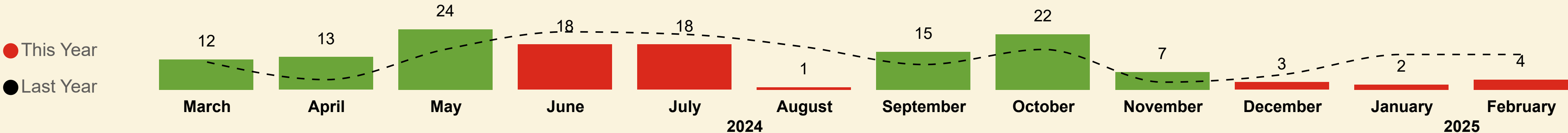
LY: 572 (-8.2%)

YoY

6,791

LY: 6,569 (+3.4%)

Tarbert LF - Portavadie



This Month YoY

4

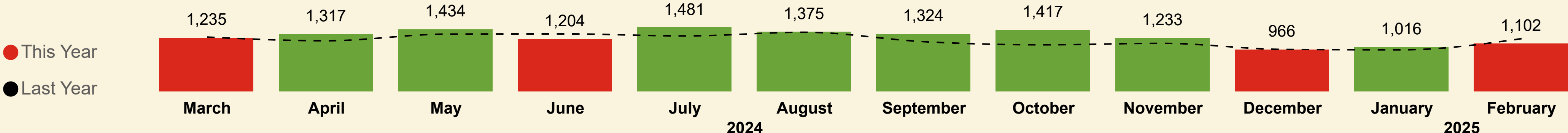
LY: 14 (-71.4%)

YoY

139

LY: 156 (-11%)

Cowal Total



This Month YoY

1,102

LY: 1,216 (-9.4%)

YoY

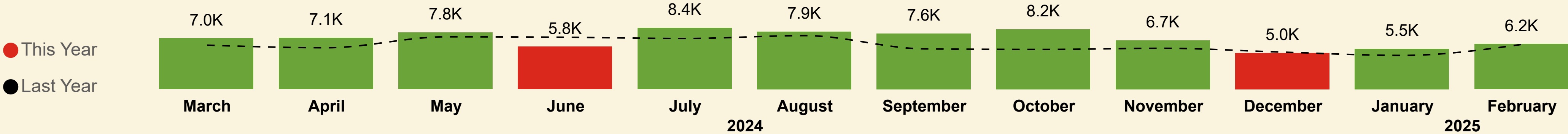
15,104

LY: 14,180 (+6.5%)



Shipped Commercial Vehicle Metres

Wemyss Bay - Rothesay



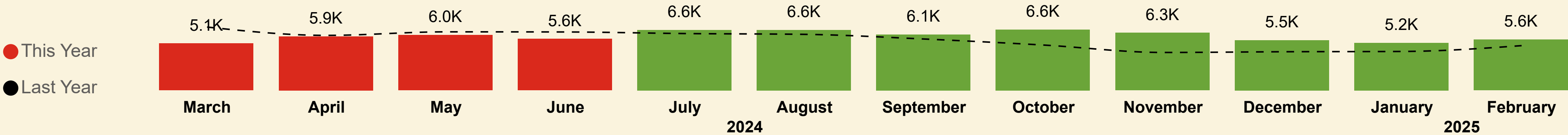
This Month YoY

6.2K
LY: 6.2K (+0.7%)

YoY

83.3K
LY: 72.9K (+14.3%)

Colintraive - Rhubodach



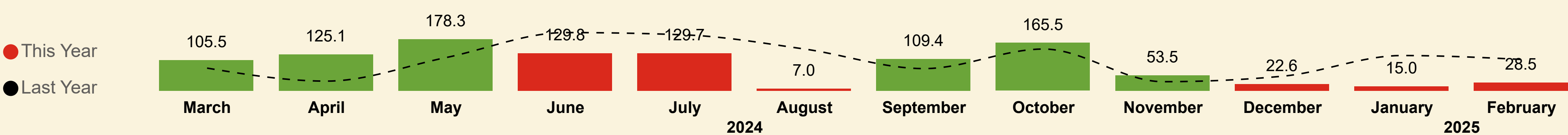
This Month YoY

5.6K
LY: 4.9K (+13.6%)

YoY

71.2K
LY: 66.1K (+7.7%)

Tarbert LF - Portavadie



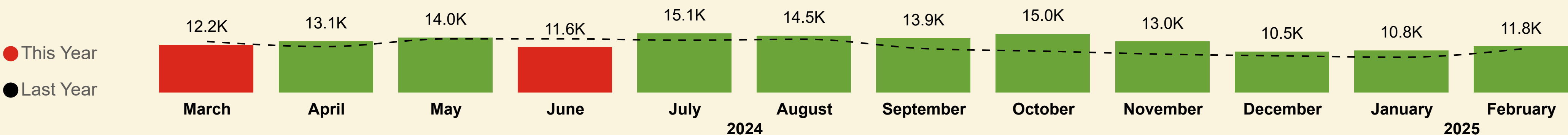
This Month YoY

28.5
LY: 108.0 (-73.6%)

YoY

1.1K
LY: 1.3K (-17.3%)

Cowal Total



This Month YoY

11.8K
LY: 11.1K (+5.7%)

YoY

155.5K
LY: 140.3K (+10.9%)



Cowal Total

Contractual Carrying Groups



This Month YoY

7

LY: (Blank) (+Infinity%)

YoY

1,138,577

LY: 1,110,824 (+2.5%)



This Month YoY

0

LY: (Blank) (+NaN%)

YoY

310,990

LY: 309,340 (+0.5%)



This Month YoY

0.00

LY: (Blank) (+NaN%)

YoY

10.78K

LY: 9.23K (+16.8%)



This Month YoY

0.00

LY: (Blank) (+NaN%)

YoY

155.52K

LY: 140.26K (+10.9%)

Passengers

Year	Month	Last Year	This Year	Variance %
2024	March	77,535	85,089	9.7 %
2024	April	100,701	93,558	-7.1 %
2024	May	106,516	122,275	14.8 %
2024	June	108,121	114,013	5.4 %
2024	July	126,143	141,279	12.0 %
2024	August	148,061	132,051	-10.8 %
2024	September	105,872	115,109	8.7 %
2024	October	77,654	91,593	18.0 %
2024	November	70,492	69,962	-0.8 %
2024	December	62,432	59,686	-4.4 %
2025	January	57,600	54,287	-5.8 %
2025	February	69,697	59,675	-14.4 %
Total		1,110,824	1,138,577	2.5 %

Cars

Year	Month	Last Year	This Year	Variance %
2024	March	23,308	24,570	5.4 %
2024	April	26,613	26,130	-1.8 %
2024	May	29,578	32,090	8.5 %
2024	June	29,149	29,886	2.5 %
2024	July	33,273	35,532	6.8 %
2024	August	36,302	32,624	-10.1 %
2024	September	28,637	30,569	6.7 %
2024	October	24,103	25,683	6.6 %
2024	November	20,865	20,504	-1.7 %
2024	December	18,596	17,974	-3.3 %
2025	January	17,804	17,092	-4.0 %
2025	February	21,111	18,336	-13.1 %
Total		309,340	310,990	0.5 %

Coach Metres

Year	Month	Last Year	This Year	Variance %
2024	March	246.8	287.7	16.6 %
2024	April	507.5	482.2	-5.0 %
2024	May	1,388.6	1,498.9	7.9 %
2024	June	1,606.1	1,589.3	-1.0 %
2024	July	1,208.1	1,651.6	36.7 %
2024	August	1,511.5	1,736.2	14.9 %
2024	September	1,725.7	1,982.7	14.9 %
2024	October	577.6	953.3	65.0 %
2024	November	119.5	243.6	103.8 %
2024	December	120.0	130.4	8.7 %
2025	January	132.5	152.9	15.4 %
2025	February	84.0	68.0	-19.0 %
Total		9,227.8	10,776.7	16.8 %

Commercial Vehicle Metres

Year	Month	Last Year	This Year	Variance %
2024	March	13,040.5	12,211.2	-6.4 %
2024	April	11,731.8	13,078.8	11.5 %
2024	May	13,705.0	14,018.3	2.3 %
2024	June	13,713.0	11,583.3	-15.5 %
2024	July	13,365.6	15,144.8	13.3 %
2024	August	13,621.9	14,513.1	6.5 %
2024	September	11,222.8	13,863.3	23.5 %
2024	October	10,558.4	15,036.1	42.4 %
2024	November	9,787.7	13,041.8	33.2 %
2024	December	9,354.1	10,485.3	12.1 %
2025	January	9,011.7	10,760.6	19.4 %
2025	February	11,148.3	11,778.9	5.7 %
Total		140,260.8	155,515.5	10.9 %



Wemyss Bay - Rothesay

Contractual Carrying Groups



This Month YoY

37,278

LY: 42,587 (-12.5%)

YoY

681,690

LY: 661,688 (+3%)



This Month YoY

12,584

LY: 14,614 (-13.9%)

YoY

204,694

LY: 204,624 (+0%)



This Month YoY

26.00

LY: 0.00

YoY

5.02K

LY: 4.02K (+24.9%)



This Month YoY

6.20K

LY: 6.15K (+0.7%)

YoY

83.28K

LY: 72.87K (+14.3%)

Passengers

Year	Month	Last Year	This Year	Variance %
2024	March	45,881	51,867	13.0 %
2024	April	60,315	56,545	-6.3 %
2024	May	60,827	71,150	17.0 %
2024	June	59,839	66,591	11.3 %
2024	July	74,938	83,404	11.3 %
2024	August	83,394	81,635	-2.1 %
2024	September	61,154	67,196	9.9 %
2024	October	53,074	54,169	2.1 %
2024	November	44,443	42,538	-4.3 %
2024	December	39,862	34,507	-13.4 %
2025	January	35,374	34,810	-1.6 %
2025	February	42,587	37,278	-12.5 %
Total		661,688	681,690	3.0 %

Cars

Year	Month	Last Year	This Year	Variance %
2024	March	15,737	16,665	5.9 %
2024	April	17,980	17,465	-2.9 %
2024	May	18,325	20,540	12.1 %
2024	June	18,044	18,755	3.9 %
2024	July	21,141	22,688	7.3 %
2024	August	22,370	22,008	-1.6 %
2024	September	18,028	19,442	7.8 %
2024	October	17,213	16,689	-3.0 %
2024	November	15,048	13,866	-7.9 %
2024	December	13,579	11,948	-12.0 %
2025	January	12,544	12,044	-4.0 %
2025	February	14,614	12,584	-13.9 %
Total		204,624	204,694	0.0 %

Coach Metres

Year	Month	Last Year	This Year	Variance %
2024	March	100.8	98.1	-2.7 %
2024	April	274.2	160.0	-41.6 %
2024	May	747.0	766.8	2.6 %
2024	June	750.0	653.1	-12.9 %
2024	July	627.0	840.1	34.0 %
2024	August	681.9	974.9	43.0 %
2024	September	487.6	936.1	92.0 %
2024	October	312.1	482.6	54.6 %
2024	November	13.5	87.3	546.3 %
2024	December	10.0	0.0	-100.0 %
2025	January	19.5	0.0	-100.0 %
2025	February	0.0	26.0	0.0 %
Total		4,023.7	5,024.9	24.9 %

Commercial Vehicle Metres

Year	Month	Last Year	This Year	Variance %
2024	March	6,043.5	6,978.5	15.5 %
2024	April	5,689.6	7,054.0	24.0 %
2024	May	7,194.0	7,791.2	8.3 %
2024	June	7,130.2	5,833.9	-18.2 %
2024	July	6,963.7	8,418.8	20.9 %
2024	August	7,355.8	7,900.0	7.4 %
2024	September	5,534.1	7,647.3	38.2 %
2024	October	5,462.7	8,227.6	50.6 %
2024	November	5,615.6	6,698.2	19.3 %
2024	December	5,085.2	4,983.8	-2.0 %
2025	January	4,638.6	5,548.0	19.6 %
2025	February	6,152.9	6,196.9	0.7 %
Total		72,865.9	83,278.3	14.3 %



Colintraive - Rhubodach

Contractual Carrying Groups



This Month YoY

9,250

LY: 9,349 (-1.1%)

YoY

181,738

LY: 169,494 (+7.2%)



This Month YoY

5,132

LY: 5,339 (-3.9%)

YoY

83,908

LY: 77,764 (+7.9%)



This Month YoY

42.00

LY: 84.00 (-50%)

YoY

5.69K

LY: 4.92K (+15.6%)



This Month YoY

5.55K

LY: 4.89K (+13.6%)

YoY

71.17K

LY: 66.10K (+7.7%)

Passengers				
Year	Month	Last Year	This Year	Variance %
2024	March	11,183	11,752	5.1 %
2024	April	15,309	14,209	-7.2 %
2024	May	17,830	18,755	5.2 %
2024	June	17,908	18,449	3.0 %
2024	July	20,257	23,047	13.8 %
2024	August	24,899	24,182	-2.9 %
2024	September	17,767	19,502	9.8 %
2024	October	10,943	14,294	30.6 %
2024	November	8,731	10,108	15.8 %
2024	December	7,591	10,395	36.9 %
2025	January	7,727	7,795	0.9 %
2025	February	9,349	9,250	-1.1 %
Total		169,494	181,738	7.2 %

Cars				
Year	Month	Last Year	This Year	Variance %
2024	March	5,964	6,101	2.3 %
2024	April	6,644	6,814	2.6 %
2024	May	7,677	8,116	5.7 %
2024	June	7,470	7,869	5.3 %
2024	July	8,188	9,237	12.8 %
2024	August	9,808	9,626	-1.9 %
2024	September	7,291	8,223	12.8 %
2024	October	5,637	6,923	22.8 %
2024	November	5,054	5,711	13.0 %
2024	December	4,232	5,647	33.4 %
2025	January	4,460	4,509	1.1 %
2025	February	5,339	5,132	-3.9 %
Total		77,764	83,908	7.9 %

Coach Metres				
Year	Month	Last Year	This Year	Variance %
2024	March	119.0	189.6	59.3 %
2024	April	169.3	296.0	74.8 %
2024	May	603.1	724.2	20.1 %
2024	June	806.1	930.2	15.4 %
2024	July	581.0	799.5	37.6 %
2024	August	787.1	761.3	-3.3 %
2024	September	1,176.1	1,046.6	-11.0 %
2024	October	265.5	457.3	72.2 %
2024	November	106.0	156.4	47.5 %
2024	December	110.0	130.4	18.5 %
2025	January	113.0	152.9	35.3 %
2025	February	84.0	42.0	-50.0 %
Total		4,920.2	5,686.2	15.6 %

Commercial Vehicle Metres				
Year	Month	Last Year	This Year	Variance %
2024	March	6,919.0	5,127.2	-25.9 %
2024	April	6,009.2	5,899.7	-1.8 %
2024	May	6,396.5	6,048.8	-5.4 %
2024	June	6,381.9	5,619.6	-11.9 %
2024	July	6,208.9	6,596.2	6.2 %
2024	August	6,122.1	6,606.1	7.9 %
2024	September	5,612.4	6,106.6	8.8 %
2024	October	4,951.7	6,642.9	34.2 %
2024	November	4,141.1	6,290.1	51.9 %
2024	December	4,218.9	5,479.0	29.9 %
2025	January	4,251.6	5,197.6	22.3 %
2025	February	4,887.4	5,553.5	13.6 %
Total		66,100.7	71,167.3	7.7 %



This Month YoY

11,782

LY: 14,834 (-20.6%)

YoY

210,012

LY: 200,845 (+4.6%)

Passengers				
Year	Month	Last Year	This Year	Variance %
2024	March	16,615	16,651	0.2 %
2024	April	19,302	17,419	-9.8 %
2024	May	17,841	21,938	23.0 %
2024	June	19,418	19,507	0.5 %
2024	July	17,515	22,720	29.7 %
2024	August	26,217	22,918	-12.6 %
2024	September	17,410	20,112	15.5 %
2024	October	10,470	17,408	66.3 %
2024	November	15,415	15,028	-2.5 %
2024	December	13,237	13,946	5.4 %
2025	January	12,571	10,583	-15.8 %
2025	February	14,834	11,782	-20.6 %
Total		200,845	210,012	4.6 %



Tarbert LF - Portavadie

Contractual Carrying Groups



This Month YoY

1,365

LY: 2,925 (-53.3%)

YoY

65,137

LY: 78,797 (-17.3%)



This Month YoY

620

LY: 1,157 (-46.4%)

YoY

22,381

LY: 26,951 (-17%)



This Month YoY

0.00

LY: 0.00

YoY

65.60

LY: 284.01 (-76.9%)



This Month YoY

28.50

LY: 108.00 (-73.6%)

YoY

1.07K

LY: 1.29K (-17.3%)

Passengers

Year	Month	Last Year	This Year	Variance %
2024	March	3,856	4,819	25.0 %
2024	April	5,775	5,385	-6.8 %
2024	May	10,017	10,432	4.1 %
2024	June	10,956	9,466	-13.6 %
2024	July	13,434	12,108	-9.9 %
2024	August	13,551	3,316	-75.5 %
2024	September	9,541	8,299	-13.0 %
2024	October	3,167	5,722	80.7 %
2024	November	1,903	2,288	20.2 %
2024	December	1,742	838	-51.9 %
2025	January	1,928	1,099	-43.0 %
2025	February	2,927	1,365	-53.4 %
Total		78,797	65,137	-17.3 %

Cars

Year	Month	Last Year	This Year	Variance %
2024	March	1,607	1,797	11.8 %
2024	April	1,989	1,851	-6.9 %
2024	May	3,576	3,434	-4.0 %
2024	June	3,635	3,262	-10.3 %
2024	July	3,945	3,607	-8.6 %
2024	August	4,124	990	-76.0 %
2024	September	3,318	2,904	-12.5 %
2024	October	1,253	2,071	65.3 %
2024	November	763	927	21.5 %
2024	December	785	379	-51.7 %
2025	January	798	539	-32.5 %
2025	February	1,158	620	-46.5 %
Total		26,951	22,381	-17.0 %

Coach Metres

Year	Month	Last Year	This Year	Variance %
2024	March	27.0	0.0	-100.0 %
2024	April	64.0	26.2	-59.1 %
2024	May	38.5	8.0	-79.2 %
2024	June	50.0	6.0	-88.0 %
2024	July	0.0	12.0	0.0 %
2024	August	42.5	0.0	-100.0 %
2024	September	62.0	0.0	-100.0 %
2024	October	0.0	13.4	0.0 %
2024	November	0.0	0.0	0.0 %
2024	December	0.0	0.0	0.0 %
2025	January	0.0	0.0	0.0 %
2025	February	0.0	0.0	0.0 %
Total		284.0	65.6	-76.9 %

Commercial Vehicle Metres

Year	Month	Last Year	This Year	Variance %
2024	March	78.0	105.5	35.3 %
2024	April	33.0	125.1	279.1 %
2024	May	114.5	178.3	55.7 %
2024	June	201.0	129.8	-35.4 %
2024	July	193.0	129.7	-32.8 %
2024	August	144.0	7.0	-95.1 %
2024	September	76.3	109.4	43.4 %
2024	October	144.0	165.5	14.9 %
2024	November	31.0	53.5	72.6 %
2024	December	50.0	22.6	-54.8 %
2025	January	121.5	15.0	-87.7 %
2025	February	108.0	28.5	-73.6 %
Total		1,294.3	1,069.9	-17.3 %



Cars



Wemyss Bay - Rothesay

Year	Month	Last Year	This Year	Var %
2024	March	13,909	14,218	2.2 %
2024	April	16,115	14,682	-8.9 %
2024	May	15,583	17,295	11.0 %
2024	June	15,243	15,866	4.1 %
2024	July	16,762	19,444	16.0 %
2024	August	18,386	18,538	0.8 %
2024	September	15,410	16,509	7.1 %
2024	October	14,004	14,184	1.3 %
2024	November	12,058	11,699	-3.0 %
2024	December	11,308	9,882	-12.6 %
2025	January	10,047	9,892	-1.5 %
2025	February	11,685	10,203	-12.7 %
Total		170,510	172,412	1.1 %

Colintraive - Rhubodach


Year	Month	Last Year	This Year	Var %
2024	March	5,351	4,989	-6.8 %
2024	April	6,094	5,497	-9.8 %
2024	May	6,240	6,697	7.3 %
2024	June	5,834	6,521	11.8 %
2024	July	7,297	7,777	6.6 %
2024	August	7,765	8,259	6.4 %
2024	September	5,708	6,882	20.6 %
2024	October	4,255	5,771	35.6 %
2024	November	3,878	4,771	23.0 %
2024	December	3,422	4,834	41.3 %
2025	January	3,616	3,843	6.3 %
2025	February	4,274	4,361	2.0 %
Total		63,734	70,202	10.1 %

Tarbert LF - Portavadie

Year	Month	Last Year	This Year	Var %
2024	March	1,346	1,389	3.2 %
2024	April	1,714	1,470	-14.2 %
2024	May	1,917	2,801	46.1 %
2024	June	2,155	2,821	30.9 %
2024	July	2,642	3,028	14.6 %
2024	August	3,019	845	-72.0 %
2024	September	2,353	2,442	3.8 %
2024	October	932	1,746	87.3 %
2024	November	471	725	53.9 %
2024	December	483	302	-37.5 %
2025	January	495	434	-12.3 %
2025	February	750	526	-29.9 %
Total		18,277	18,529	1.4 %



LGVs



Wemyss Bay - Rothesay

Year	Month	Last Year	This Year	Var %
2024	March	1,583	1,719	8.6 %
2024	April	1,474	1,816	23.2 %
2024	May	1,530	1,834	19.9 %
2024	June	1,487	1,611	8.3 %
2024	July	1,424	1,851	30.0 %
2024	August	1,737	1,785	2.8 %
2024	September	1,538	1,766	14.8 %
2024	October	1,547	1,531	-1.0 %
2024	November	1,741	1,654	-5.0 %
2024	December	1,173	1,071	-8.7 %
2025	January	1,737	1,410	-18.8 %
2025	February	2,009	1,482	-26.2 %
Total		18,980	19,530	2.9 %

Colintraive - Rhubodach

Year	Month	Last Year	This Year	Var %
2024	March	504	566	12.3 %
2024	April	359	506	40.9 %
2024	May	355	625	76.1 %
2024	June	378	653	72.8 %
2024	July	382	676	77.0 %
2024	August	397	730	83.9 %
2024	September	393	702	78.6 %
2024	October	370	707	91.1 %
2024	November	342	650	90.1 %
2024	December	361	490	35.7 %
2025	January	380	449	18.2 %
2025	February	587	569	-3.1 %
Total		4,808	7,323	52.3 %

Tarbert LF - Portavadie

Year	Month	Last Year	This Year	Var %
2024	March	204	178	-12.7 %
2024	April	167	119	-28.7 %
2024	May	131	227	73.3 %
2024	June	69	190	175.4 %
2024	July	104	203	95.2 %
2024	August	182	32	-82.4 %
2024	September	155	207	33.5 %
2024	October	66	154	133.3 %
2024	November	84	94	11.9 %
2024	December	70	54	-22.9 %
2025	January	126	80	-36.5 %
2025	February	138	70	-49.3 %
Total		1,496	1,608	7.5 %



Motorhomes



Wemyss Bay - Rothesay				
Year	Month	Last Year	This Year	Var %
2024	March	102	173	69.6 %
2024	April	264	238	-9.8 %
2024	May	311	404	29.9 %
2024	June	323	378	17.0 %
2024	July	361	435	20.5 %
2024	August	356	375	5.3 %
2024	September	289	394	36.3 %
2024	October	176	151	-14.2 %
2024	November	81	134	65.4 %
2024	December	38	70	84.2 %
2025	January	55	42	-23.6 %
2025	February	96	62	-35.4 %
Total		2,452	2,856	16.5 %

Colintraive - Rhubodach				
Year	Month	Last Year	This Year	Var %
2024	March	62	77	24.2 %
2024	April	150	140	-6.7 %
2024	May	207	265	28.0 %
2024	June	160	228	42.5 %
2024	July	196	252	28.6 %
2024	August	208	200	-3.8 %
2024	September	176	258	46.6 %
2024	October	62	107	72.6 %
2024	November	28	48	71.4 %
2024	December	14	30	114.3 %
2025	January	22	27	22.7 %
2025	February	32	44	37.5 %
Total		1,317	1,676	27.3 %

Tarbert LF - Portavadie				
Year	Month	Last Year	This Year	Var %
2024	March	30	47	56.7 %
2024	April	84	74	-11.9 %
2024	May	123	213	73.2 %
2024	June	94	139	47.9 %
2024	July	102	144	41.2 %
2024	August	128	38	-70.3 %
2024	September	128	197	53.9 %
2024	October	29	87	200.0 %
2024	November	7	20	185.7 %
2024	December	10	1	-90.0 %
2025	January	8	9	12.5 %
2025	February	11	13	18.2 %
Total		754	982	30.2 %



Reliability & Punctuality



Reliability

Route	Colintraive - Rhubodach		Gourock - Dunoon		Tarbert LF - Portavadie		Wemyss Bay - Rothesay	
Month	Contractual	Actual	Contractual	Actual	Contractual	Actual	Contractual	Actual
Mar-24	100.0%	99.3%	86.4%	74.3%	99.6%	95.2%	100.0%	99.8%
Apr-24	100.0%	96.7%	99.2%	92.0%	96.0%	73.0%	99.3%	95.6%
May-24	97.5%	97.5%	97.6%	90.7%	98.5%	96.4%	100.0%	100.0%
Jun-24	100.0%	99.7%	97.0%	95.5%	100.0%	100.0%	100.0%	100.0%
Jul-24	100.0%	100.0%	90.2%	90.1%	95.7%	94.5%	100.0%	100.0%
Aug-24	100.0%	99.8%	98.7%	94.0%	47.4%	47.4%	99.5%	93.5%
Sep-24	100.0%	100.0%	98.5%	94.5%	94.5%	93.2%	98.2%	97.2%
Oct-24	100.0%	96.4%	88.1%	81.8%	96.8%	90.1%	100.0%	92.4%
Nov-24	99.8%	97.6%	99.1%	88.2%	100.0%	65.0%	100.0%	94.9%
Dec-24	100.0%	93.1%	98.6%	82.9%	100.0%	33.8%	91.8%	74.8%
Jan-25	99.9%	92.9%	99.8%	71.9%	100.0%	41.5%	99.8%	93.7%
Feb-25	100.0%	96.3%	99.5%	82.8%	100.0%	41.9%	100.0%	89.8%
Total	99.8%	97.5%	96.1%	86.9%	92.9%	76.0%	99.1%	94.4%



Punctuality

Route	Colintraive - Rhubodach		Gourock - Dunoon		Tarbert LF - Portavadie		Wemyss Bay - Rothesay	
Month	Contractual	Actual	Contractual	Actual	Contractual	Actual	Contractual	Actual
Mar-24	100.0%	100.0%	100.0%	100.0%	100.0%	99.3%	99.9%	99.5%
Apr-24	100.0%	100.0%	100.0%	99.9%	99.8%	99.1%	100.0%	98.0%
May-24	100.0%	100.0%	100.0%	100.0%	93.5%	87.7%	100.0%	97.8%
Jun-24	100.0%	100.0%	100.0%	100.0%	100.0%	100.0%	99.7%	98.4%
Jul-24	100.0%	100.0%	100.0%	99.6%	99.8%	99.2%	99.7%	96.2%
Aug-24	100.0%	99.9%	100.0%	99.8%	96.3%	96.3%	99.9%	89.9%
Sep-24	100.0%	100.0%	100.0%	99.8%	99.5%	99.3%	99.7%	97.6%
Oct-24	100.0%	100.0%	99.8%	99.0%	100.0%	97.3%	100.0%	97.1%
Nov-24	100.0%	100.0%	100.0%	100.0%	100.0%	99.3%	100.0%	96.3%
Dec-24	100.0%	100.0%	100.0%	99.8%	99.3%	99.3%	99.5%	94.2%
Jan-25	100.0%	100.0%	99.9%	99.9%	100.0%	100.0%	100.0%	99.2%
Feb-25	100.0%	100.0%	100.0%	99.8%	100.0%	99.4%	100.0%	98.5%
Total	100.0%	100.0%	100.0%	99.8%	98.8%	97.5%	99.9%	97.0%



Reliability & Punctuality Summary

Summary of Scheduled, Operated, Cancelled & Diverted Sailings by Route and Leg

Month	Route	Leg	Operated Sailings	Scheduled Sailings	Additional Sailings	Cancelled Sailings	Diverted Sailings
Feb-25	Colintraive - Rhubodach	Colintraive-Rhubodach	840	872	0	32	0
Feb-25	Colintraive - Rhubodach	Rhubodach-Colintraive	840	872	0	32	0
Feb-25	Gourock - Dunoon	Dunoon-Gourock (Dunoon)	456	552	0	96	0
Feb-25	Gourock - Dunoon	Gourock (Dunoon)-Dunoon	458	552	0	94	0
Feb-25	Tarbert LF - Portavadie	Portavadie-Tarbert (Loch Fyne)	82	198	0	116	0
Feb-25	Tarbert LF - Portavadie	Tarbert (Loch Fyne)-Portavadie	85	201	0	116	0
Feb-25	Wemyss Bay - Rothesay	Gourock (Divert)-Rothesay	9		9	0	0
Feb-25	Wemyss Bay - Rothesay	Rothesay-Gourock (Divert)	9	9	0	0	9
Feb-25	Wemyss Bay - Rothesay	Rothesay-Wemyss Bay	333	367	0	34	0
Feb-25	Wemyss Bay - Rothesay	Wemyss Bay-Rothesay	333	376	0	43	0
Total			3,445	3,999	9	563	9

Summary of Cancellations, Lateness & Relief Events by Route and Leg

Month	Route	Leg	Cancelled Sailings	Cancelled (Relief)	Cancelled (No Relief)	On Time	Level 1 Late	Level 1 (Relief)	Level 1 (No Relief)	Level 2 Late	Level 2 (Relief)	Level 2 (No Relief)
Feb-25	Colintraive - Rhubodach	Colintraive-Rhubodach	32	32	0	840	0	0	0	0	0	0
Feb-25	Colintraive - Rhubodach	Rhubodach-Colintraive	32	32	0	840	0	0	0	0	0	0
Feb-25	Gourock - Dunoon	Dunoon-Gourock (Dunoon)	96	93	3	455	1	1	0	0	0	0
Feb-25	Gourock - Dunoon	Gourock (Dunoon)-Dunoon	94	92	2	457	1	1	0	0	0	0
Feb-25	Tarbert LF - Portavadie	Portavadie-Tarbert (Loch Fyne)	116	116	0	81	1	1	0	0	0	0
Feb-25	Tarbert LF - Portavadie	Tarbert (Loch Fyne)-Portavadie	116	116	0	85	0	0	0	0	0	0
Feb-25	Wemyss Bay - Rothesay	Gourock (Divert)-Rothesay	0	0	0	0	0	0	0	0	0	0
Feb-25	Wemyss Bay - Rothesay	Rothesay-Gourock (Divert)	0	0	0	0	0	0	0	9	9	0
Feb-25	Wemyss Bay - Rothesay	Rothesay-Wemyss Bay	34	34	0	332	1	1	0	0	0	0
Feb-25	Wemyss Bay - Rothesay	Wemyss Bay-Rothesay	43	43	0	333	0	0	0	0	0	0
Total			563	558	5	3,423	4	4	0	9	9	0