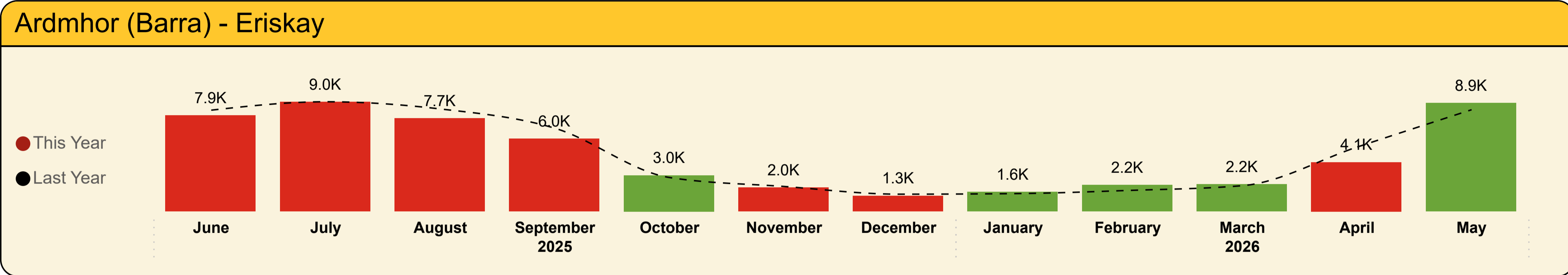




Shipped Passengers




This Month YoY

8,929
LY: 8,380 (+6.55%)

YoY

55,855
LY: 57,969 (-3.6%)

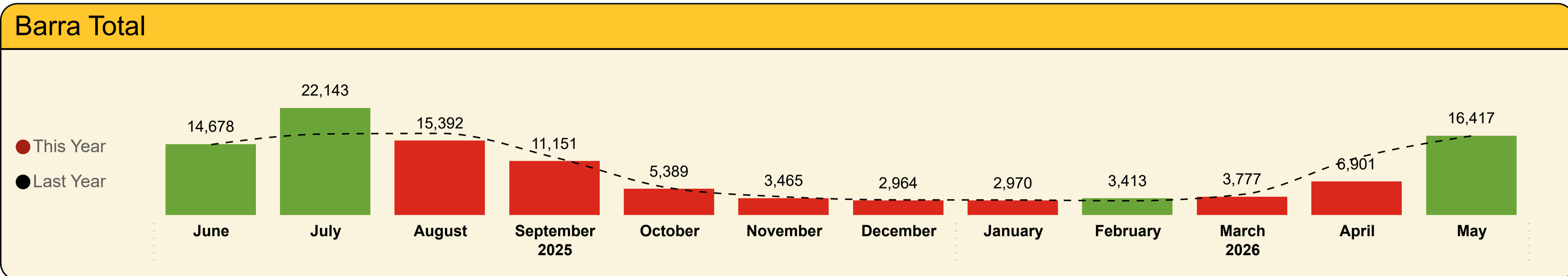


This Month YoY

7,488
LY: 8,020 (-6.63%)

YoY

52,805
LY: 53,088 (-0.5%)



This Month YoY

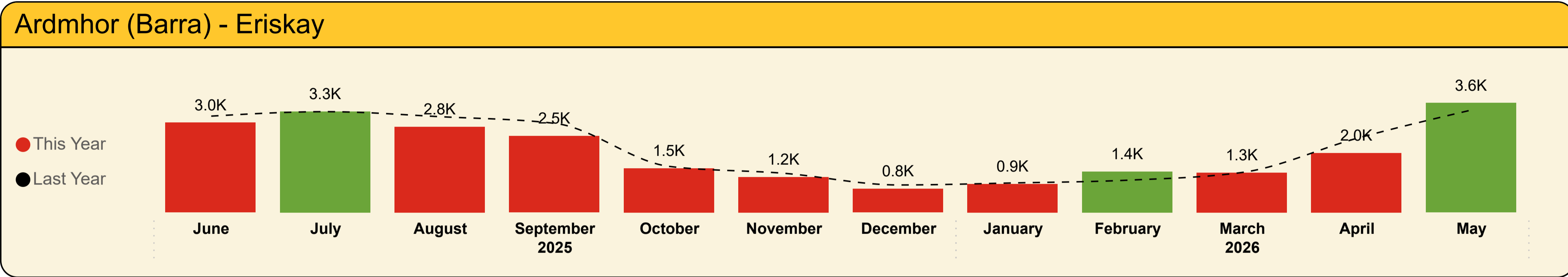
16,417
LY: 16,400 (+0.1%)

YoY

108,660
LY: 111,057 (-2.2%)

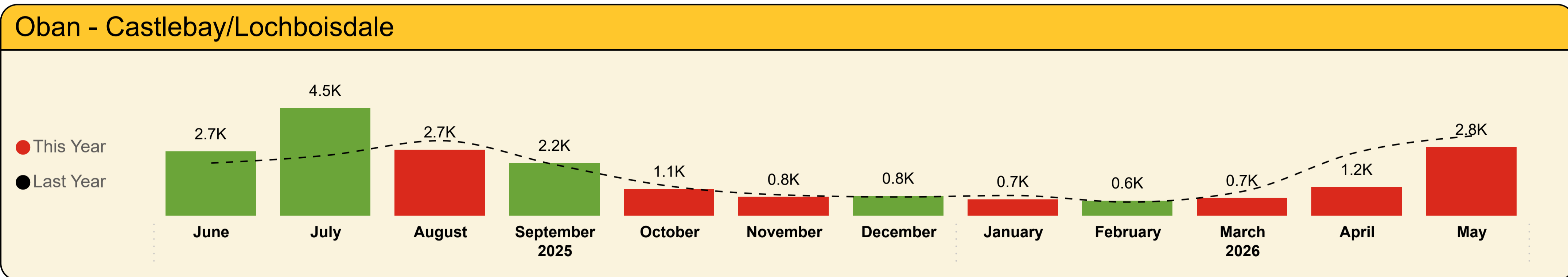


Shipped Cars



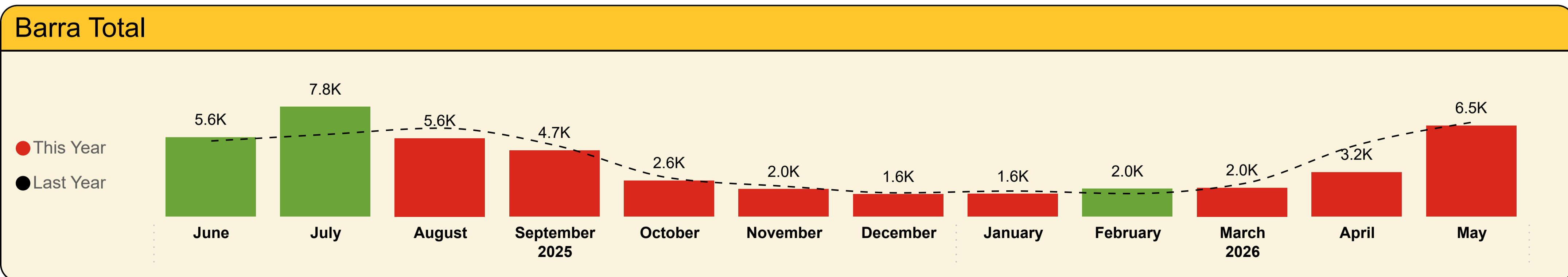
This Month YoY
3,622
LY: 3,390 (+6.84%)

YoY
24,291
LY: 25,574 (-5%)



This Month YoY
2,838
LY: 3,304 (-14.1%)

YoY
20,747
LY: 21,109 (-1.7%)

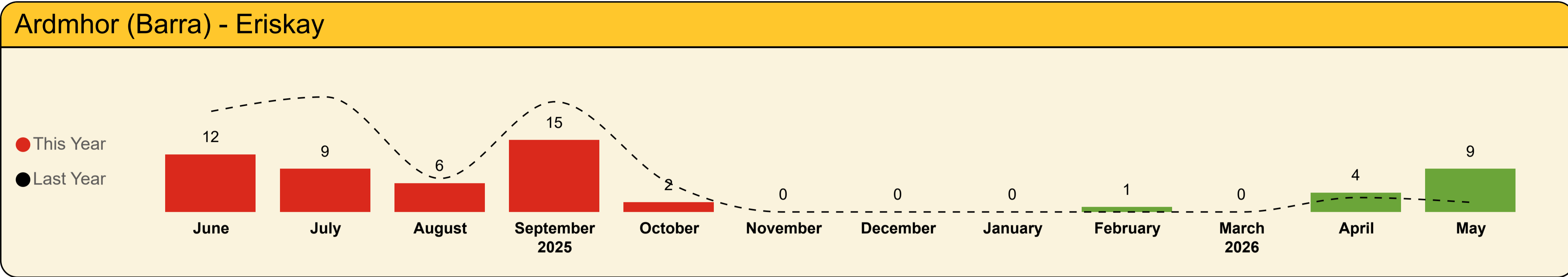


This Month YoY
6,460
LY: 6,694 (-3.5%)

YoY
45,038
LY: 46,683 (-3.5%)



Shipped Coaches

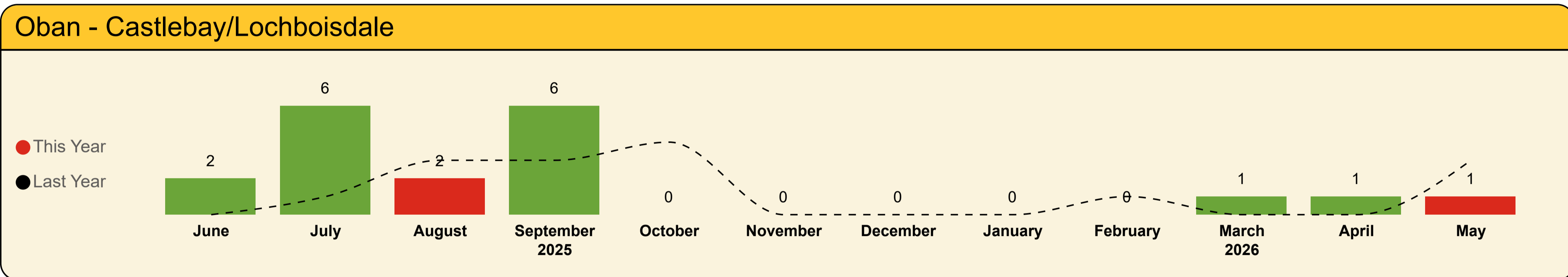


This Month YoY

9
LY: 2 (+350%)

YoY

58
LY: 86 (-32.6%)

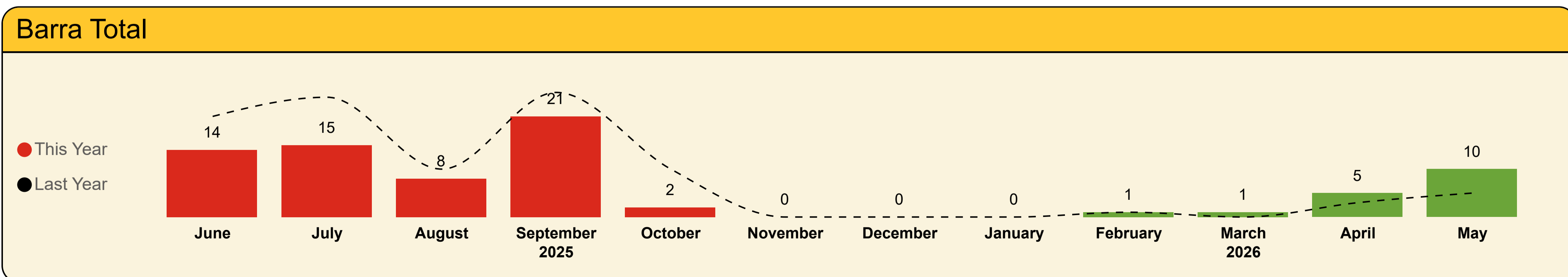


This Month YoY

1
LY: 3 (-66.67%)

YoY

19
LY: 15 (+26.7%)



This Month YoY

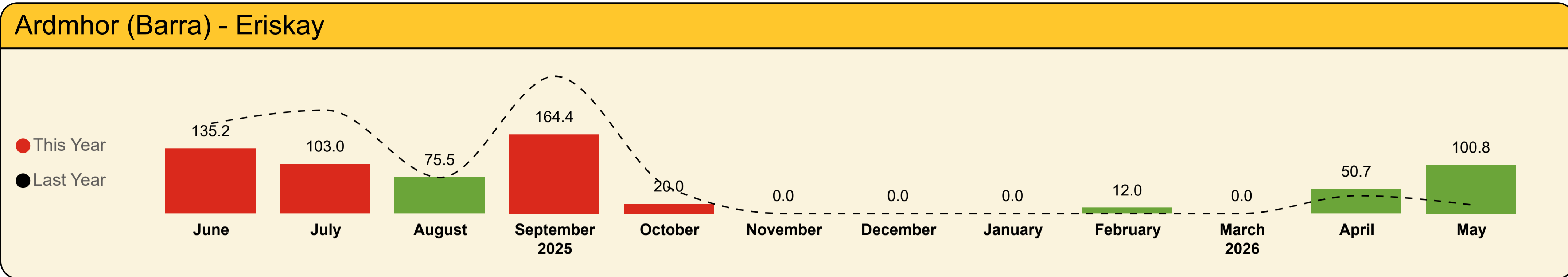
10
LY: 5 (+100%)

YoY

77
LY: 101 (-23.8%)



Shipped Coach Metres

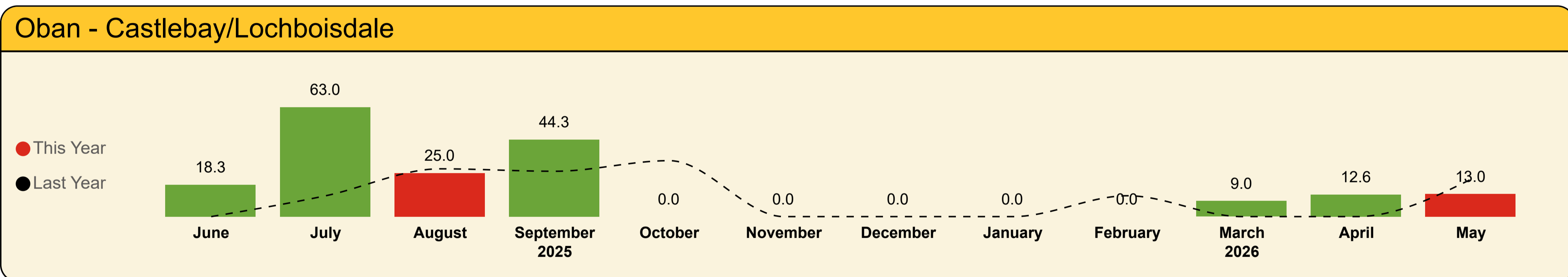


This Month YoY

100.8
LY: 18.0 (+460%)

YoY

661.6
LY: 871.3 (-24.1%)

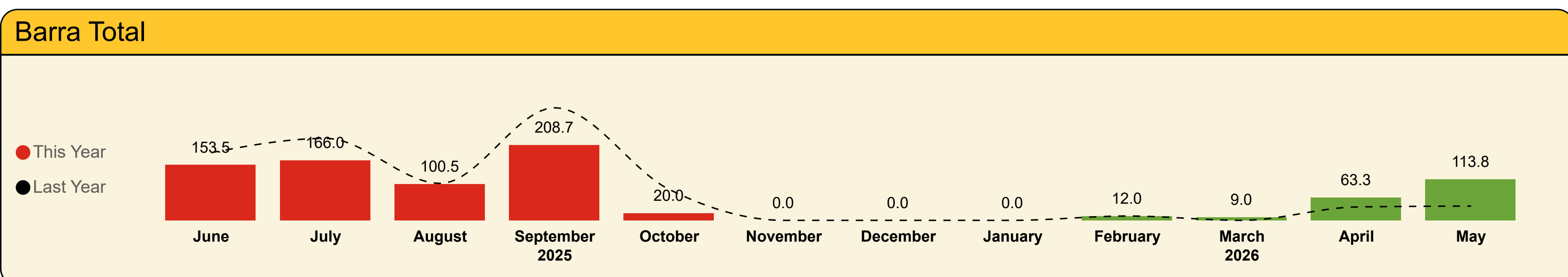


This Month YoY

13.0
LY: 21.5 (-39.5%)

YoY

185.2
LY: 131.3 (+41.1%)



This Month YoY

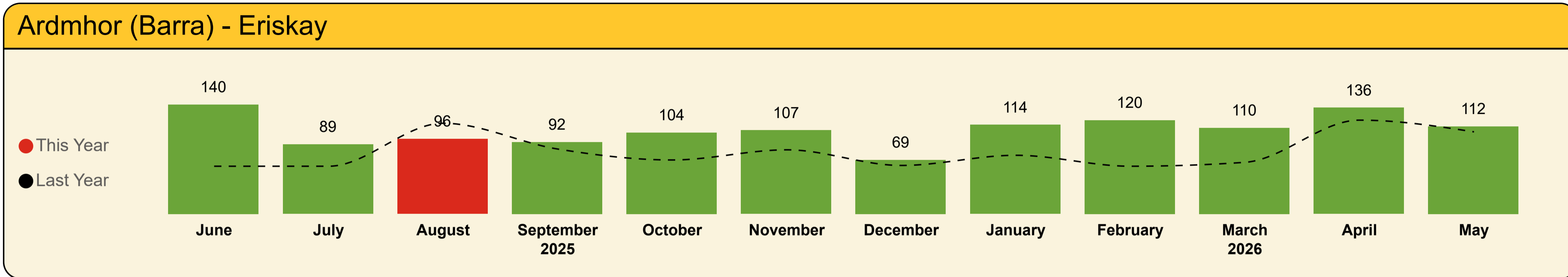
113.8
LY: 39.5 (+188.1%)

YoY

846.8
LY: 1.0K (-15.5%)



Shipped Commercial Vehicles

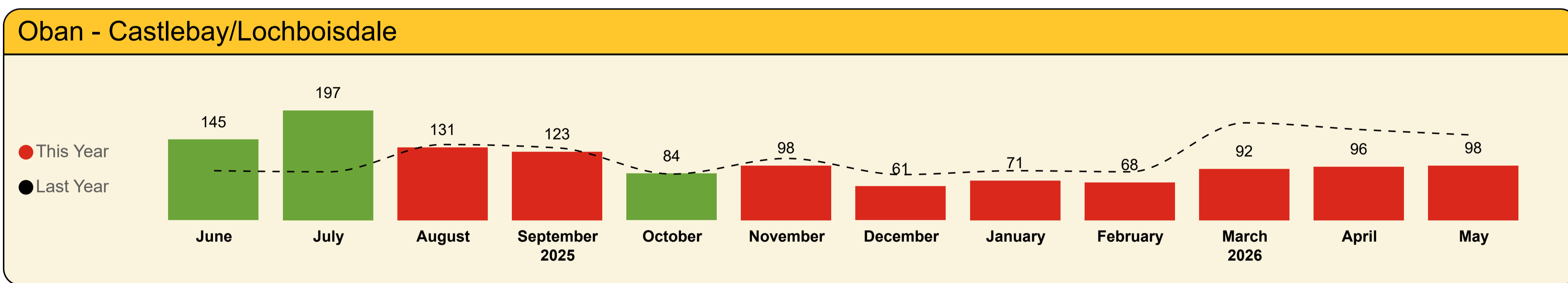


This Month YoY

112
LY: 105 (+6.7%)

YoY

1,289
LY: 961 (+34.1%)

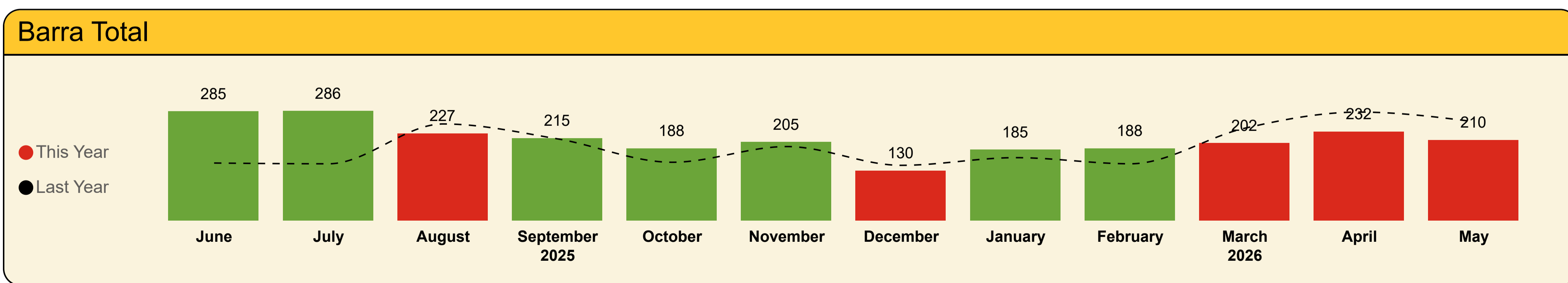


This Month YoY

98
LY: 153 (-35.9%)

YoY

1,264
LY: 1,385 (-8.7%)



This Month YoY


210
LY: 258 (-18.6%)

YoY

2,553
LY: 2,346 (+8.8%)

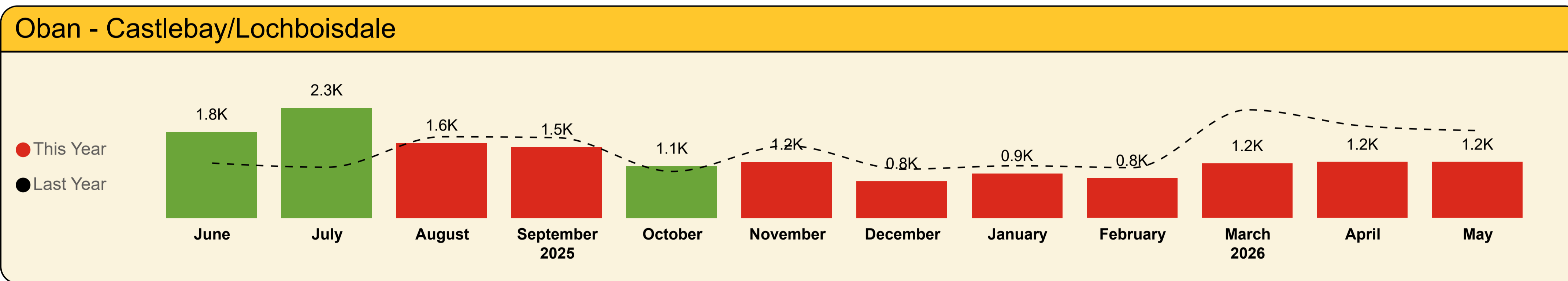


Shipped Commercial Vehicle Metres



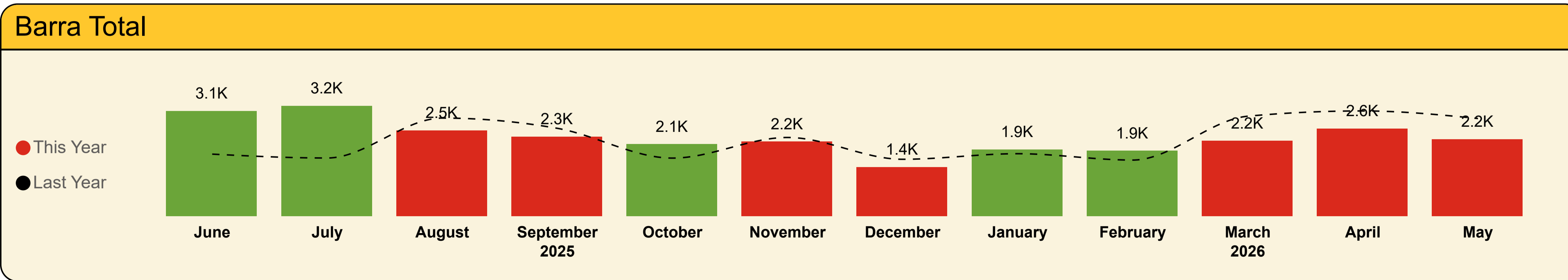
This Month YoY
1.1K
LY: 985.8 (+6.8%)

YoY
12.0K
LY: 9.3K (+28.8%)



This Month YoY
1.2K
LY: 1,861.0 (-35.9%)

YoY
15.7K
LY: 17.6K (-10.6%)



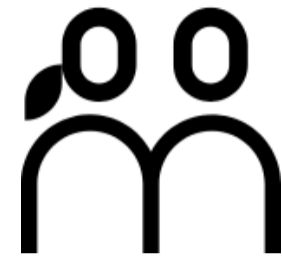
This Month YoY
2.2K
LY: 2,846.8 (-21.1%)

YoY
27.7K
LY: 26.8K (+3%)



Barra Total

Contractual Carrying Groups



This Month 16,417	This Year 108,660
Last Year 16,400 Variance 0.1%	Last Year 111,057 Variance -2.2%

This Month 6,460	This Year 45,038
Last Year 6,694 Variance -3.5%	Last Year 46,683 Variance -3.5%

This Month 114	This Year 847
Last Year 40 Variance 188.1%	Last Year 1,003 Variance -15.5%

This Month 2,246	This Year 27,653
Last Year 2,847 Variance -21.1%	Last Year 26,847 Variance 3.0%

Passengers

Cars

Coach Metres

Commercial Vehicle Metres

Month	Last Year	This Year	Variance
Jun-25	14,584	14,678	0.6%
Jul-25	16,772	22,143	32.0%
Aug-25	16,894	15,392	-8.9%
Sep-25	11,892	11,151	-6.2%
Oct-25	5,574	5,389	-3.3%
Nov-25	3,741	3,465	-7.4%
Dec-25	3,107	2,964	-4.6%
Jan-26	3,086	2,970	-3.8%
Feb-26	2,916	3,413	17.0%
Mar-26	4,250	3,777	-11.1%
Apr-26	11,841	6,901	-41.7%
May-26	16,400	16,417	0.1%
Total	111,057	108,660	-2.2%

Month	Last Year	This Year	Variance
Jun-25	5,369	5,633	4.9%
Jul-25	5,831	7,797	33.7%
Aug-25	6,277	5,563	-11.4%
Sep-25	5,061	4,703	-7.1%
Oct-25	2,747	2,556	-7.0%
Nov-25	2,154	1,951	-9.4%
Dec-25	1,685	1,592	-5.5%
Jan-26	1,814	1,617	-10.9%
Feb-26	1,632	1,972	20.8%
Mar-26	2,333	2,043	-12.4%
Apr-26	5,086	3,151	-38.0%
May-26	6,694	6,460	-3.5%
Total	46,683	45,038	-3.5%

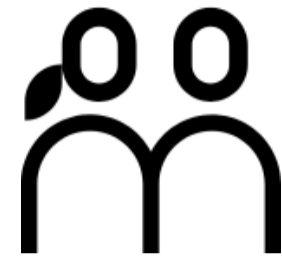
Month	Last Year	This Year	Variance
Jun-25	188	154	-18.1%
Jul-25	227	166	-26.9%
Aug-25	103	101	-2.0%
Sep-25	312	209	-33.0%
Oct-25	86	20	-76.6%
Nov-25	0	0	0.0%
Dec-25	0	0	0.0%
Jan-26	0	0	0.0%
Feb-26	12	12	0.0%
Mar-26	0	9	0.0%
Apr-26	37	63	71.1%
May-26	40	114	188.1%
Total	1,003	847	-15.5%

Month	Last Year	This Year	Variance
Jun-25	1,808	3,066	69.6%
Jul-25	1,694	3,218	89.9%
Aug-25	2,860	2,501	-12.5%
Sep-25	2,560	2,318	-9.5%
Oct-25	1,692	2,098	24.0%
Nov-25	2,293	2,175	-5.2%
Dec-25	1,657	1,432	-13.6%
Jan-26	1,820	1,947	7.0%
Feb-26	1,634	1,905	16.6%
Mar-26	2,914	2,194	-24.7%
Apr-26	3,068	2,555	-16.7%
May-26	2,847	2,246	-21.1%
Total	26,847	27,653	3.0%



Ardmhor (Barra) - Eriskay

Contractual Carrying Groups



This Month 8,929	This Year 55,855
Last Year 8,380	Last Year 57,969
Variance 6.6%	Variance -3.6%

This Month 3,622	This Year 24,291
Last Year 3,390	Last Year 25,574
Variance 6.8%	Variance -5.0%

This Month 101	This Year 662
Last Year 18	Last Year 871
Variance 460.0%	Variance -24.1%

This Month 1,053	This Year 11,956
Last Year 986	Last Year 9,285
Variance 6.8%	Variance 28.8%

Passengers

Month	Last Year	This Year	Variance
Jun-25	8,344	7,910	-5.2%
Jul-25	9,036	9,020	-0.2%
Aug-25	8,443	7,672	-9.1%
Sep-25	6,853	5,992	-12.6%
Oct-25	2,797	2,982	6.6%
Nov-25	2,060	1,971	-4.3%
Dec-25	1,426	1,290	-9.5%
Jan-26	1,470	1,611	9.6%
Feb-26	1,732	2,179	25.8%
Mar-26	2,126	2,242	5.5%
Apr-26	5,302	4,057	-23.5%
May-26	8,380	8,929	6.6%
Total	57,969	55,855	-3.6%

Cars

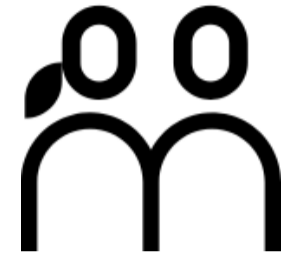
Month	Last Year	This Year	Variance
Jun-25	3,187	2,971	-6.8%
Jul-25	3,334	3,339	0.1%
Aug-25	3,168	2,837	-10.4%
Sep-25	2,947	2,529	-14.2%
Oct-25	1,522	1,460	-4.1%
Nov-25	1,295	1,173	-9.4%
Dec-25	909	782	-14.0%
Jan-26	976	941	-3.6%
Feb-26	1,067	1,355	27.0%
Mar-26	1,325	1,315	-0.8%
Apr-26	2,454	1,967	-19.8%
May-26	3,390	3,622	6.8%
Total	25,574	24,291	-5.0%

Coach Metres

Month	Last Year	This Year	Variance
Jun-25	188	135	-27.9%
Jul-25	215	103	-52.1%
Aug-25	75	76	0.7%
Sep-25	286	164	-42.4%
Oct-25	53	20	-62.5%
Nov-25	0	0	0.0%
Dec-25	0	0	0.0%
Jan-26	0	0	0.0%
Feb-26	0	12	0.0%
Mar-26	0	0	0.0%
Apr-26	37	51	37.0%
May-26	18	101	460.0%
Total	871	662	-24.1%

Commercial Vehicle Metres

Month	Last Year	This Year	Variance
Jun-25	640	1,237	93.5%
Jul-25	614	875	42.6%
Aug-25	1,130	904	-20.0%
Sep-25	852	810	-4.9%
Oct-25	701	994	41.9%
Nov-25	756	983	30.0%
Dec-25	618	648	4.9%
Jan-26	708	1,003	41.7%
Feb-26	562	1,055	87.8%
Mar-26	612	1,033	68.7%
Apr-26	1,110	1,362	22.7%
May-26	986	1,053	6.8%
Total	9,285	11,956	28.8%



This Month 7,488	This Year 52,805
Last Year 8,020	Last Year 53,088
Variance -6.6%	Variance -0.5%

This Month 2,838	This Year 20,747
Last Year 3,304	Last Year 21,109
Variance -14.1%	Variance -1.7%

This Month 13	This Year 185
Last Year 22	Last Year 131
Variance -39.5%	Variance 41.1%

This Month 1,193	This Year 15,697
Last Year 1,861	Last Year 17,562
Variance -35.9%	Variance -10.6%

Passengers

Cars

Coach Metres

Commercial Vehicle Metres

Month	Last Year	This Year	Variance
Jun-25	6,240	6,768	8.5%
Jul-25	7,736	13,123	69.6%
Aug-25	8,451	7,720	-8.6%
Sep-25	5,039	5,159	2.4%
Oct-25	2,777	2,407	-13.3%
Nov-25	1,681	1,494	-11.1%
Dec-25	1,681	1,674	-0.4%
Jan-26	1,616	1,359	-15.9%
Feb-26	1,184	1,234	4.2%
Mar-26	2,124	1,535	-27.7%
Apr-26	6,539	2,844	-56.5%
May-26	8,020	7,488	-6.6%
Total	53,088	52,805	-0.5%

Month	Last Year	This Year	Variance
Jun-25	2,182	2,662	22.0%
Jul-25	2,497	4,458	78.5%
Aug-25	3,109	2,726	-12.3%
Sep-25	2,114	2,174	2.8%
Oct-25	1,225	1,096	-10.5%
Nov-25	859	778	-9.4%
Dec-25	776	810	4.4%
Jan-26	838	676	-19.3%
Feb-26	565	617	9.2%
Mar-26	1,008	728	-27.8%
Apr-26	2,632	1,184	-55.0%
May-26	3,304	2,838	-14.1%
Total	21,109	20,747	-1.7%

Month	Last Year	This Year	Variance
Jun-25	0	18	0.0%
Jul-25	12	63	425.0%
Aug-25	28	25	-9.1%
Sep-25	26	44	69.7%
Oct-25	32	0	-100.0%
Nov-25	0	0	0.0%
Dec-25	0	0	0.0%
Jan-26	0	0	0.0%
Feb-26	12	0	-100.0%
Mar-26	0	9	0.0%
Apr-26	0	13	0.0%
May-26	22	13	-39.5%
Total	131	185	41.1%

Month	Last Year	This Year	Variance
Jun-25	1,168	1,829	56.6%
Jul-25	1,081	2,343	116.8%
Aug-25	1,729	1,597	-7.7%
Sep-25	1,709	1,508	-11.7%
Oct-25	991	1,104	11.4%
Nov-25	1,537	1,192	-22.5%
Dec-25	1,040	784	-24.6%
Jan-26	1,112	944	-15.1%
Feb-26	1,072	850	-20.8%
Mar-26	2,303	1,161	-49.6%
Apr-26	1,958	1,193	-39.1%
May-26	1,861	1,193	-35.9%
Total	17,562	15,697	-10.6%



Cars



Ardmhor (Barra) - Eriskay

Month	Last Year	This Year	Var %
Jun-25	1,528	1,869	25.7%
Jul-25	1,592	2,150	34.1%
Aug-25	1,939	1,806	-1.9%
Sep-25	1,389	1,410	2.0%
Oct-25	822	1,021	31.7%
Nov-25	672	878	34.8%
Dec-25	360	521	45.4%
Jan-26	616	679	16.6%
Feb-26	700	902	42.2%
Mar-26	866	903	9.9%
Apr-26	1,536	1,274	-13.6%
May-26	1,908	2,225	12.2%
Total	13,928	15,638	14.7%

Oban - Castlebay/Lochboisdale

Month	Last Year	This Year	Var %
Jun-25	1,664	1,819	10.5%
Jul-25	2,030	3,362	60.7%
Aug-25	2,179	1,889	-9.8%
Sep-25	1,410	1,491	4.2%
Oct-25	896	822	-7.7%
Nov-25	615	570	-8.1%
Dec-25	627	658	5.6%
Jan-26	619	552	-15.7%
Feb-26	415	491	17.5%
Mar-26	732	531	-30.6%
Apr-26	1,855	763	-56.7%
May-26	2,109	1,851	-12.4%
Total	15,151	14,799	-3.0%



LGVs



Ardmhor (Barra) - Eriskay

Month	Last Year	This Year	Var
Jun-25	167	234	40.1%
Jul-25	185	266	43.8%
Aug-25	211	288	36.5%
Sep-25	211	222	5.2%
Oct-25	151	247	63.6%
Nov-25	158	265	67.7%
Dec-25	99	148	49.5%
Jan-26	178	232	30.3%
Feb-26	203	373	83.7%
Mar-26	248	320	29.0%
Apr-26	279	317	13.6%
May-26	228	367	61.0%
Total	2,318	3,279	41.5%

Oban - Castlebay/Lochboisdale

Month	Last Year	This Year	Var
Jun-25	153	168	9.8%
Jul-25	160	238	48.8%
Aug-25	144	176	22.2%
Sep-25	183	134	-26.8%
Oct-25	126	107	-15.1%
Nov-25	135	116	-14.1%
Dec-25	98	110	12.2%
Jan-26	123	81	-34.1%
Feb-26	81	88	8.6%
Mar-26	141	94	-33.3%
Apr-26	233	126	-45.9%
May-26	200	191	-4.5%
Total	1,777	1,629	-8.3%



Motorhomes



Ardmhor (Barra) - Eriskay

Month	Last Year	This Year	Var
Jun-25	415	544	31.1%
Jul-25	358	470	31.3%
Aug-25	390	393	0.8%
Sep-25	416	419	0.7%
Oct-25	69	115	66.7%
Nov-25	18	11	-38.9%
Dec-25	10	9	-10.0%
Jan-26	4	7	75.0%
Feb-26	11	14	27.3%
Mar-26	38	53	39.5%
Apr-26	322	232	-28.0%
May-26	775	691	-10.8%
Total	2,826	2,958	4.7%

Oban - Castlebay/Lochboisdale

Month	Last Year	This Year	Var
Jun-25	459	529	15.3%
Jul-25	416	579	39.2%
Aug-25	449	425	-5.3%
Sep-25	385	428	11.2%
Oct-25	80	96	20.0%
Nov-25	23	19	-17.4%
Dec-25	7	22	214.3%
Jan-26	10	11	10.0%
Feb-26	12	22	83.3%
Mar-26	52	39	-25.0%
Apr-26	418	183	-56.2%
May-26	791	675	-14.7%
Total	3,102	3,028	-2.4%



Caravans



Ardmhor (Barra) - Eriskay

Month	Last Year	This Year	Var
Jun-25	15	13	-13.3%
Jul-25	17	17	0.0%
Aug-25	12	16	33.3%
Sep-25	7	9	28.6%
Oct-25	0	0	0.0%
Nov-25	1	0	-100.0%
Dec-25	0	0	0.0%
Jan-26	0	0	0.0%
Feb-26	0	0	0.0%
Mar-26	1	2	100.0%
Apr-26	7	7	0.0%
May-26	18	9	-50.0%
Total	78	73	-6.4%

Oban - Castlebay/Lochboisdale

Month	Last Year	This Year	Var
Jun-25	22	24	9.1%
Jul-25	27	31	14.8%
Aug-25	22	29	31.8%
Sep-25	11	18	63.6%
Oct-25	4	1	-75.0%
Nov-25	9	7	-22.2%
Dec-25	5	4	-20.0%
Jan-26	3	1	-66.7%
Feb-26	2	0	-100.0%
Mar-26	10	3	-70.0%
Apr-26	12	14	16.7%
May-26	32	25	-21.9%
Total	159	157	-1.3%



Trailers



Ardmhor (Barra) - Eriskay

Month	Last Year	This Year	Var
Jun-25	16	19	18.8%
Jul-25	32	31	-3.1%
Aug-25	28	28	0.0%
Sep-25	22	28	27.3%
Oct-25	20	20	0.0%
Nov-25	28	28	0.0%
Dec-25	11	19	72.7%
Jan-26	17	32	88.2%
Feb-26	23	36	56.5%
Mar-26	33	26	-21.2%
Apr-26	31	36	16.1%
May-26	26	30	15.4%
Total	287	333	16.0%

Oban - Castlebay/Lochboisdale

Month	Last Year	This Year	Var
Jun-25	24	22	-8.3%
Jul-25	26	57	119.2%
Aug-25	53	47	-11.3%
Sep-25	19	25	31.6%
Oct-25	24	19	-20.8%
Nov-25	12	16	33.3%
Dec-25	23	10	-56.5%
Jan-26	20	13	-35.0%
Feb-26	9	11	22.2%
Mar-26	28	4	-85.7%
Apr-26	45	18	-60.0%
May-26	35	33	-5.7%
Total	318	275	-13.5%



Motorbikes



Ardmhor (Barra) - Eriskay

Month	Last Year	This Year	Var
Jun-25	47	76	61.7%
Jul-25	34	61	79.4%
Aug-25	46	38	-17.4%
Sep-25	38	33	-13.2%
Oct-25	2	16	700.0%
Nov-25	1	0	-100.0%
Dec-25	0	0	0.0%
Jan-26	0	0	0.0%
Feb-26	1	3	200.0%
Mar-26	0	7	0.0%
Apr-26	39	27	-30.8%
May-26	83	72	-13.3%
Total	291	333	14.4%

Oban - Castlebay/Lochboisdale

Month	Last Year	This Year	Var
Jun-25	40	72	80.0%
Jul-25	42	84	100.0%
Aug-25	37	37	0.0%
Sep-25	47	46	-2.1%
Oct-25	10	15	50.0%
Nov-25	0	2	0.0%
Dec-25	0	2	0.0%
Jan-26	0	0	0.0%
Feb-26	0	1	0.0%
Mar-26	5	1	-80.0%
Apr-26	34	23	-32.4%
May-26	95	69	-27.4%
Total	310	352	13.5%



Bicycles



Ardmhor (Barra) - Eriskay

Year	Month	Bikes LY	Bikes TY	Var
2025	June	379	517	36.4%
2025	July	374	421	12.6%
2025	August	393	357	-9.2%
2025	September	253	232	-8.3%
2025	October	23	15	-34.8%
2025	November	2	0	-100.0%
2025	December	1	0	-100.0%
2026	January	0	0	0.0%
2026	February	1	3	200.0%
2026	March	11	4	-63.6%
2026	April	175	91	-48.0%
2026	May	646	643	-0.5%
Total		2,258	2,283	1.1%

Oban - Castlebay/Lochboisdale

Year	Month	Bikes LY	Bikes TY	Var
2025	June	536	562	4.9%
2025	July	481	665	38.3%
2025	August	497	507	2.0%
2025	September	378	298	-21.2%
2025	October	43	27	-37.2%
2025	November	6	8	33.3%
2025	December	5	4	-20.0%
2026	January	3	9	200.0%
2026	February	2	1	-50.0%
2026	March	28	9	-67.9%
2026	April	235	102	-56.6%
2026	May	651	698	7.2%
Total		2,865	2,890	0.9%




Reliability & Punctuality



Reliability

Year	Month	Ardmhor (Barra) - Eriskay	Oban - Castlebay/Lochboisdale
2025	June	95.2%	92.3%
	July	100.0%	100.0%
	August	88.3%	93.5%
	September	81.9%	90.0%
	October	88.6%	75.0%
	November	91.9%	69.0%
	December	71.6%	81.0%
2026	January	82.8%	48.8%
	February	94.5%	78.3%
	March	79.4%	37.8%
	April	87.3%	55.2%
	May	96.5%	100.0%
Total		88.6%	76.3%



Punctuality

Year	Month	Ardmhor (Barra) - Eriskay	Oban - Castlebay/Lochboisdale
2025	June	99.6%	91.7%
	July	97.7%	83.3%
	August	98.9%	82.8%
	September	100.0%	74.1%
	October	97.0%	78.6%
	November	99.2%	75.5%
	December	98.4%	72.3%
2026	January	99.1%	76.9%
	February	100.0%	75.0%
	March	96.0%	51.6%
	April	97.3%	75.7%
	May	95.5%	69.4%
Total		98.0%	77.4%



Reliability & Punctuality Summary

Summary of Scheduled, Operated, Cancelled, Late & Diverted Sailings
by Route & Leg

Year	Month	Route	Leg	Operated Sailings	Scheduled Sailings	Additional Sailings	Cancelled Sailings	Diverted Sailings	On Time	Late
2026	May	Ardmhor (Barra) - Eriskay	Ardmhor-Eriskay	232	228	12	8	0	208	12
2026	May	Ardmhor (Barra) - Eriskay	Eriskay-Ardmhor	232	228	12	8	0	212	8
2026	May	Oban - Castlebay/Lochboisdale	Castlebay-Oban	31	31	0	0	0	28	3
2026	May	Oban - Castlebay/Lochboisdale	Coll-Lochboisdale	1		1	0	0	0	0
2026	May	Oban - Castlebay/Lochboisdale	Oban-Castlebay	31	31	0	0	0	15	16
Total				527	518	25	16	0	463	39

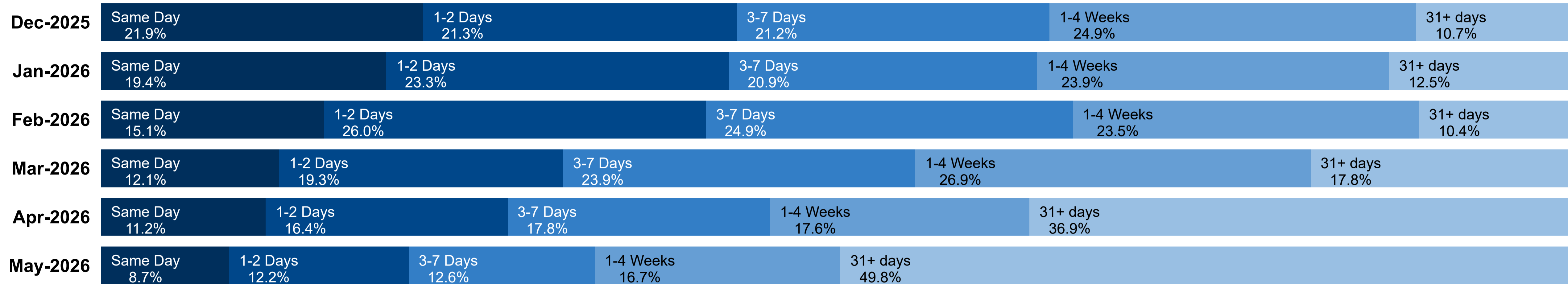
Monthly Performance Pack

Booking Lead Time by Month of Travel

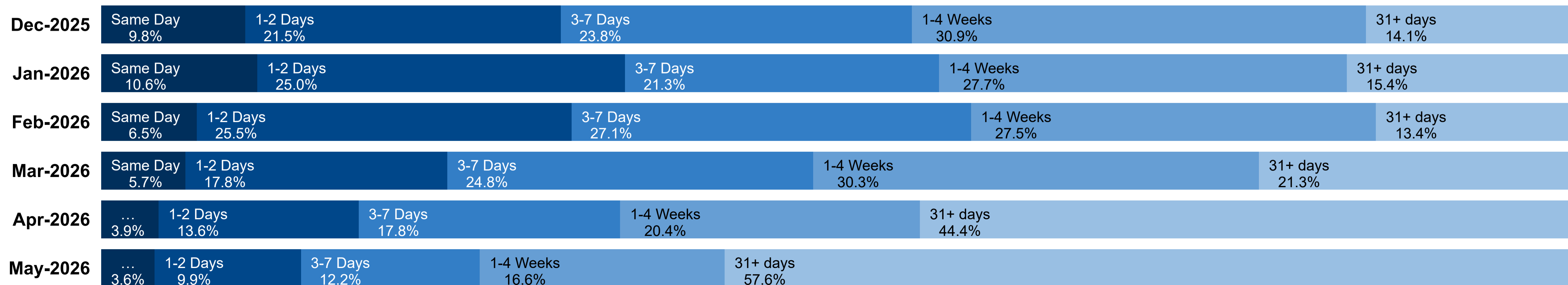


This visual shows how far in advance customers book their travel, grouped by the month in which they actually travel.

All Bookings



Bookings with Vehicles



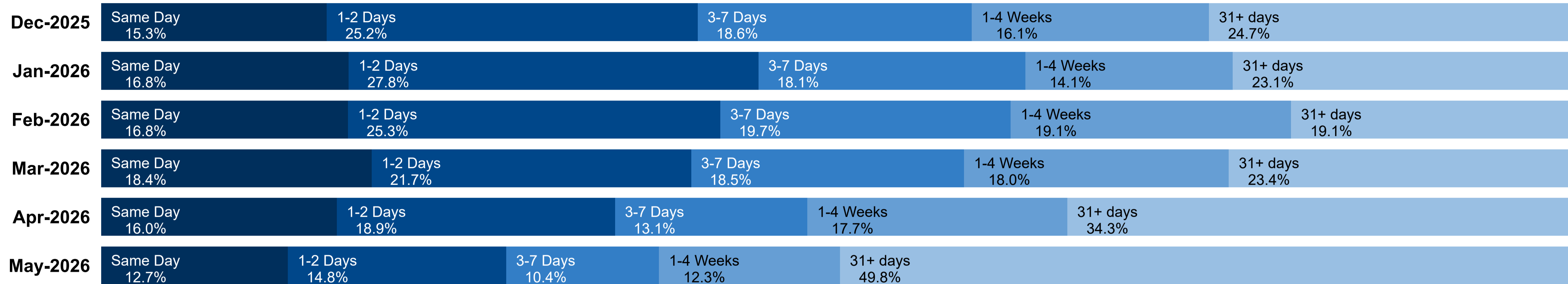
Monthly Performance Pack

Booking Lead Time by Month of Travel



This visual shows how far in advance customers book their travel, grouped by the month in which they actually travel.

All Bookings



Bookings with Vehicles

