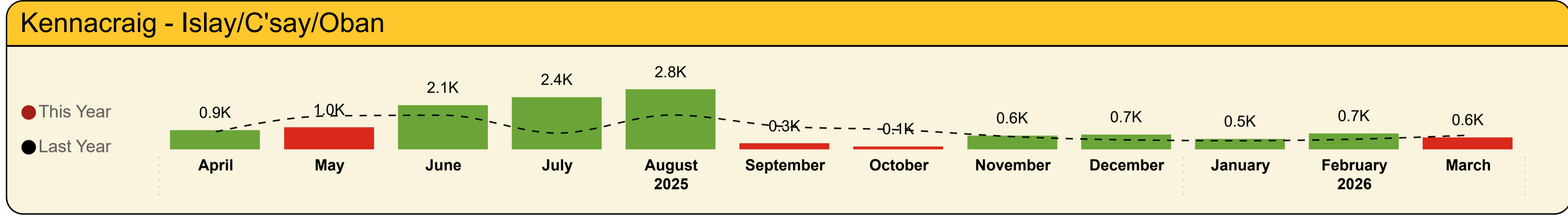
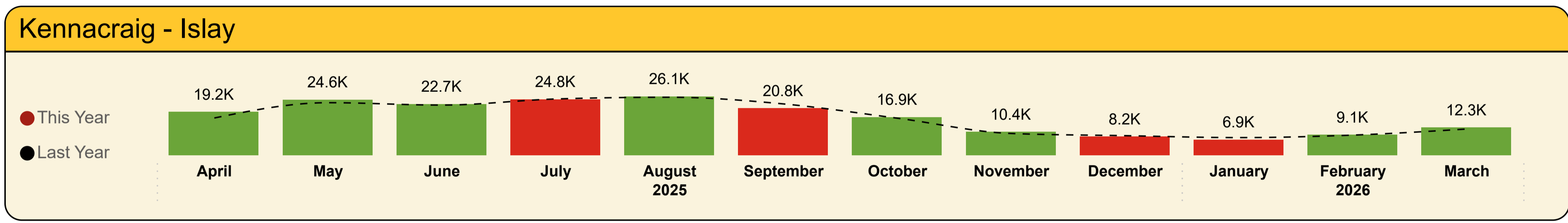




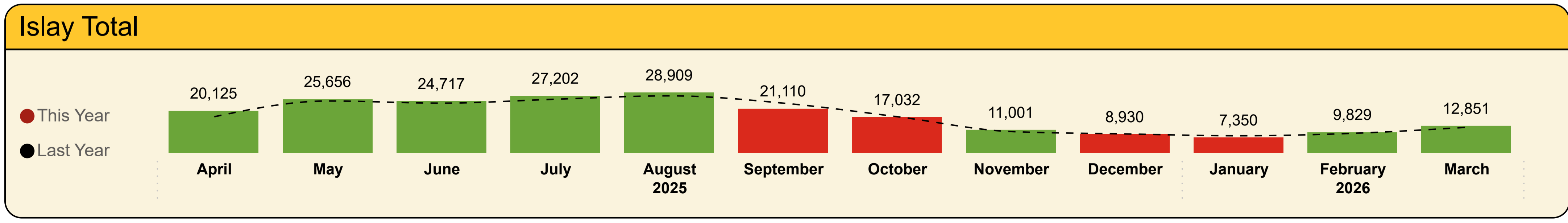
Shipped Passengers



This Month YoY
550 LY: 652 (-15.64%)
YoY
12,679 LY: 10,824 (+17.1%)



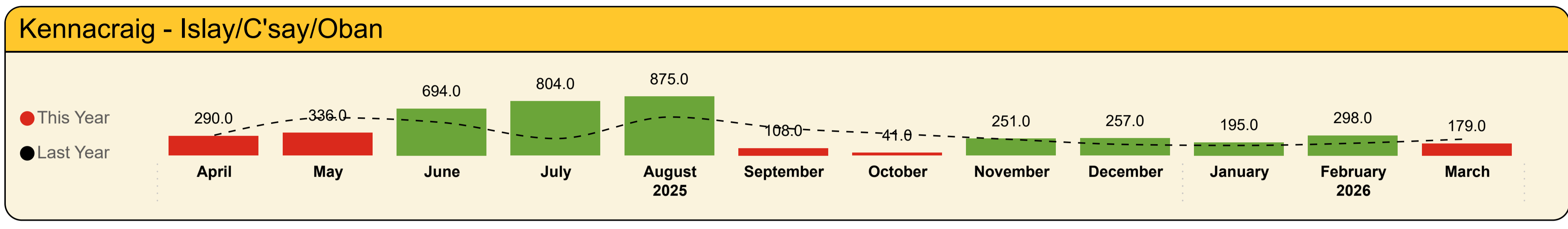
This Month YoY
12,301 LY: 11,630 (+5.77%)
YoY
202,033 LY: 198,675 (+1.7%)



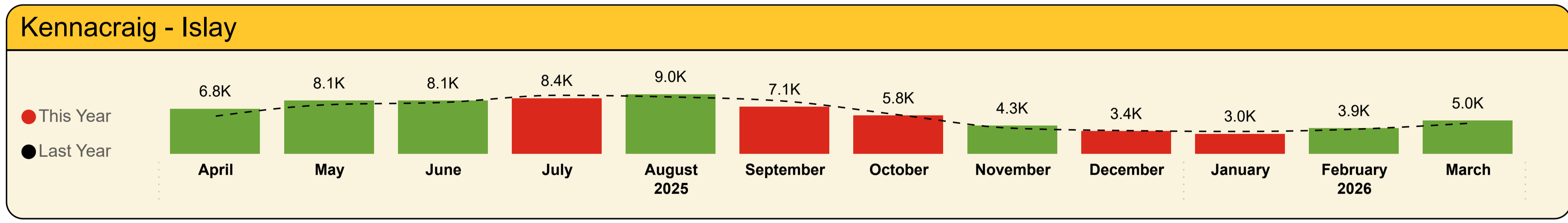
This Month YoY
12,851 LY: 12,282 (+4.63%)
YoY
214,712 LY: 209,499 (+2.5%)



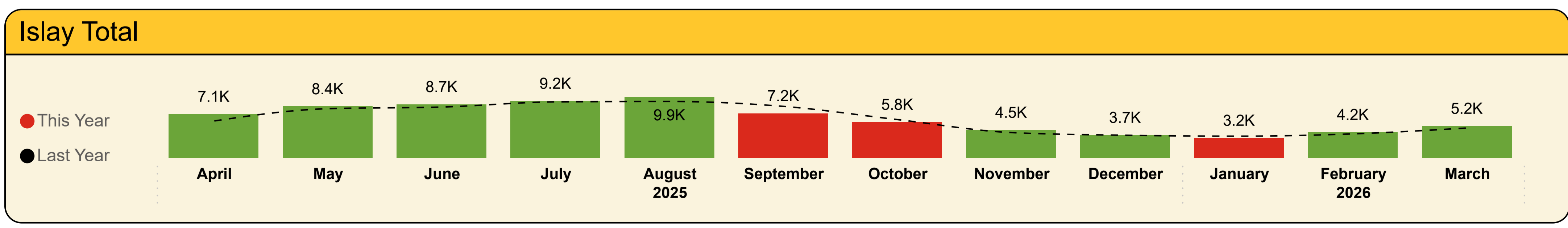
Shipped Cars



This Month YoY
179 LY: 245 (-26.94%)
YoY
4,328 LY: 3,874 (+11.7%)



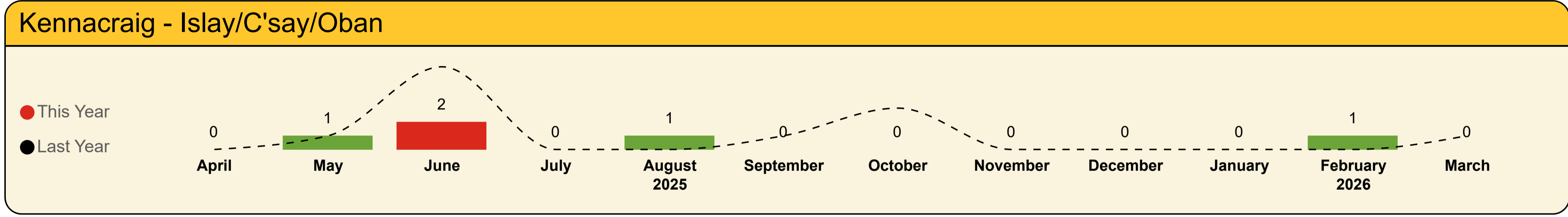
This Month YoY
5,022 LY: 4,623 (+8.63%)
YoY
72,945 LY: 71,476 (+2.1%)



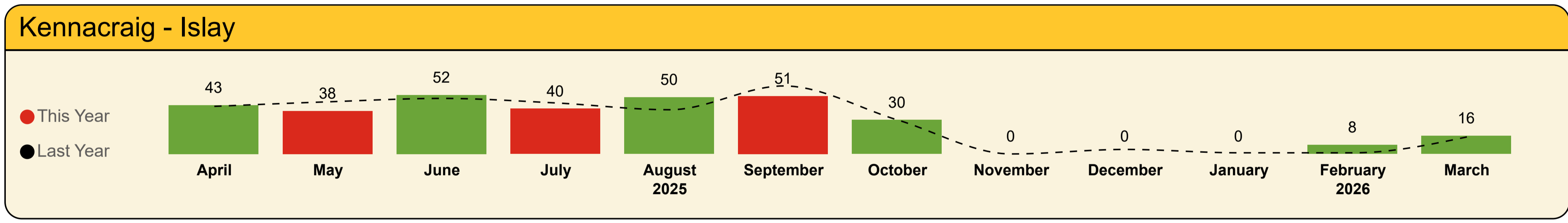
This Month YoY
5,201 LY: 4,868 (+6.84%)
YoY
77,273 LY: 75,350 (+2.6%)



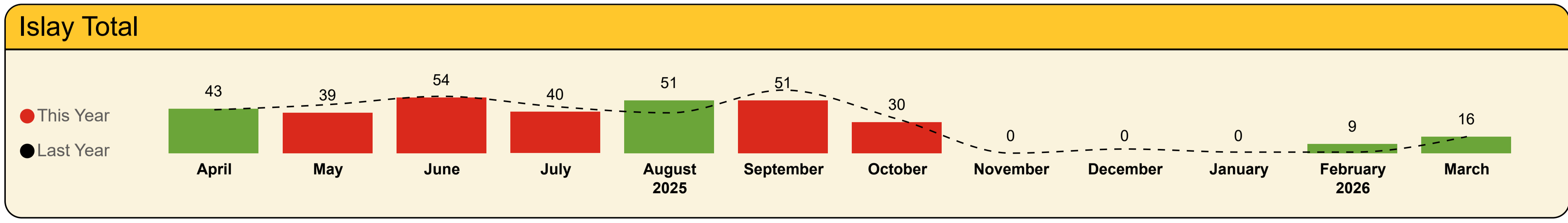
Shipped Coaches



This Month YoY	
0	LY: 1 (-100%)
YoY	
5	LY: 12 (-58.3%)




This Month YoY	
16	LY: 15 (+6.67%)
YoY	
328	LY: 332 (-1.2%)



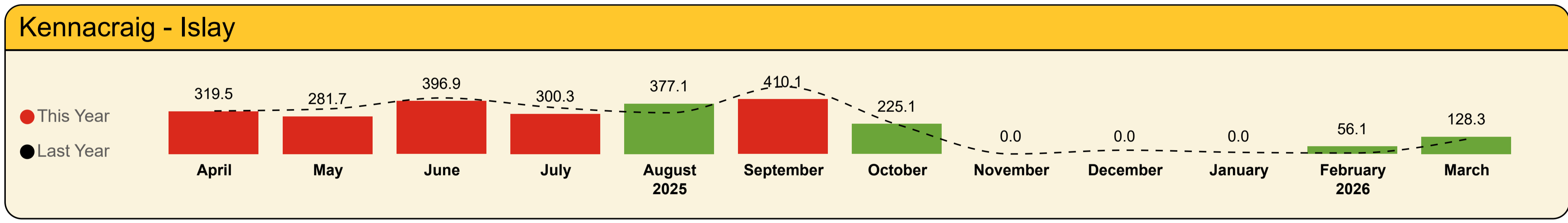
This Month YoY	
16	LY: 16 (+0%)
YoY	
333	LY: 344 (-3.2%)



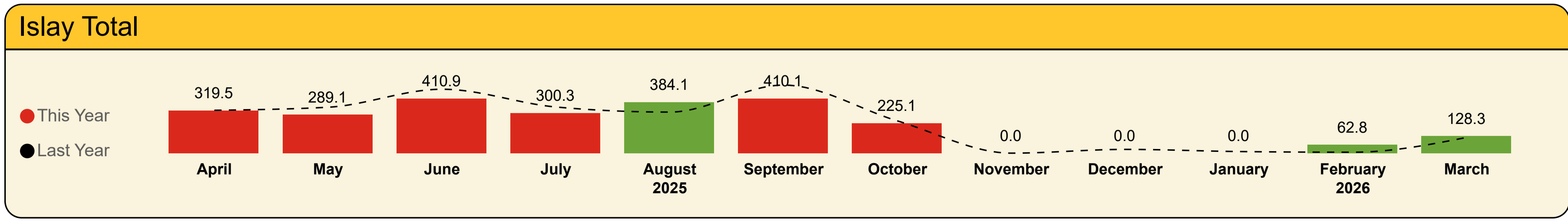
Shipped Coach Metres



This Month YoY
0.0 LY: 7.4 (-100%)
YoY
35.1 LY: 104.6 (-66.4%)



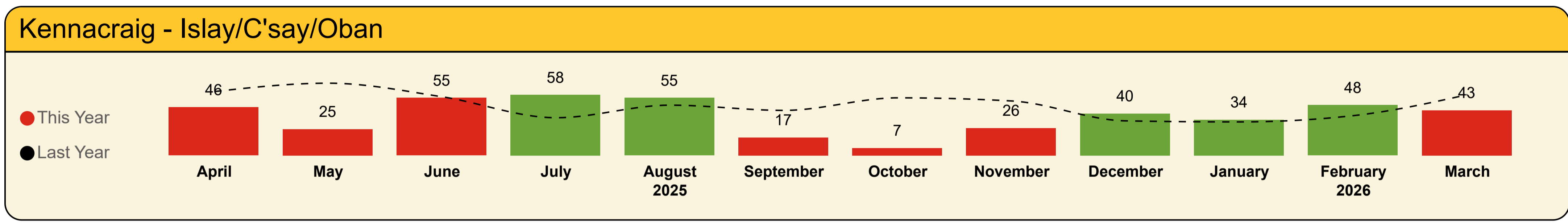
This Month YoY
128.3 LY: 111.0 (+15.6%)
YoY
2.5K LY: 2.6K (-4.7%)



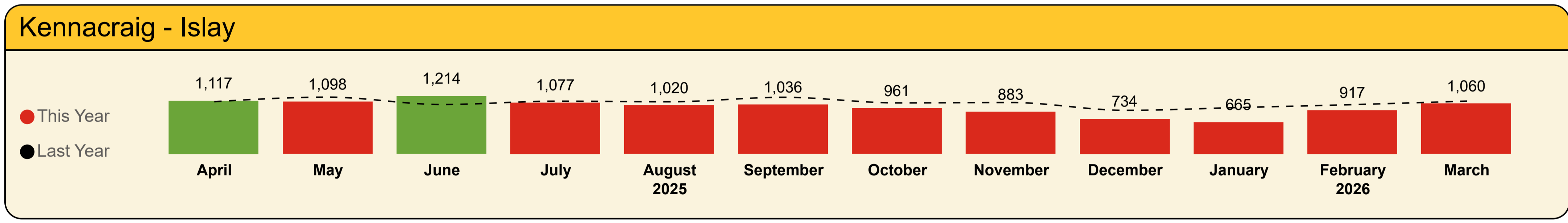
This Month YoY
128.3 LY: 118.4 (+8.4%)
YoY
2.5K LY: 2.7K (-7.1%)



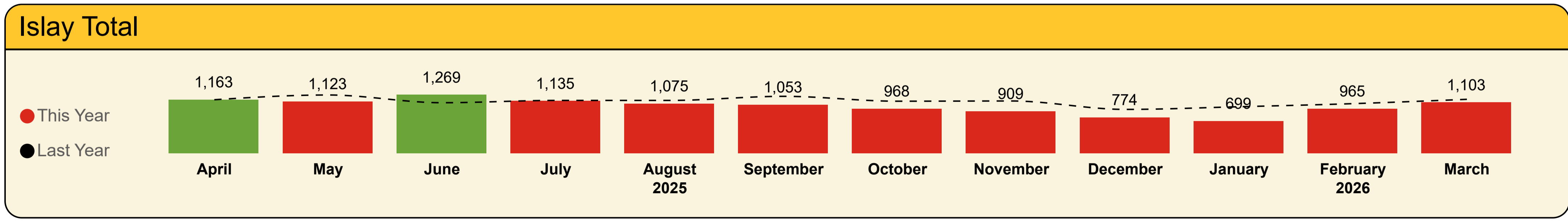
Shipped Commercial Vehicles



This Month YoY
43 LY: 58 (-25.9%)
YoY
454 LY: 581 (-21.9%)



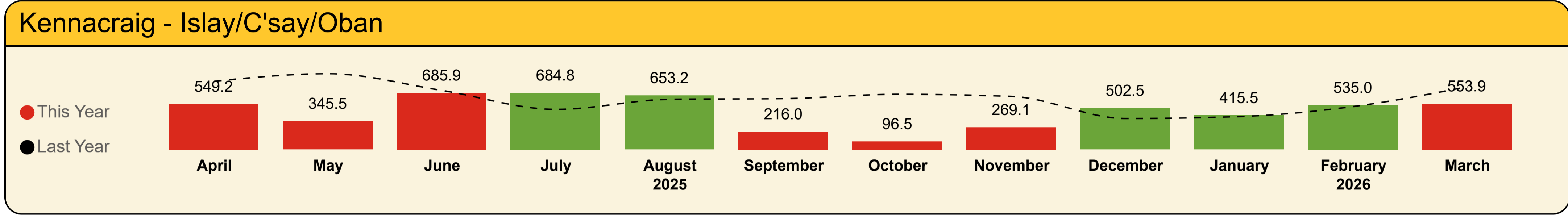
This Month YoY
1,060 LY: 1,111 (-4.6%)
YoY
11,782 LY: 12,924 (-8.8%)



This Month YoY
1,103 LY: 1,169 (-5.6%)
YoY
12,236 LY: 13,505 (-9.4%)

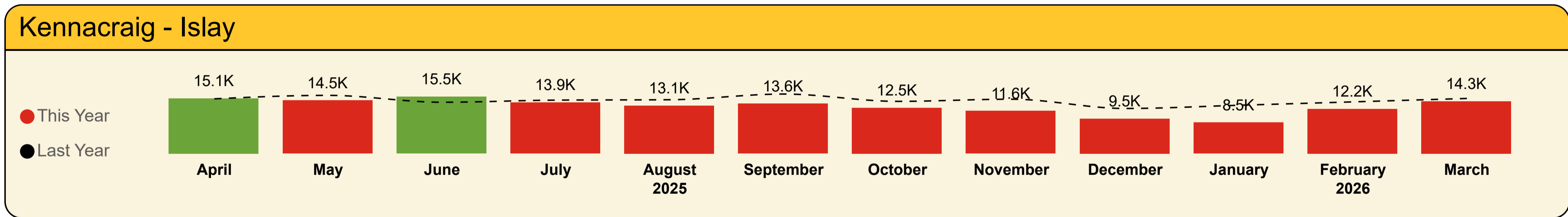


Shipped Commercial Vehicle Metres



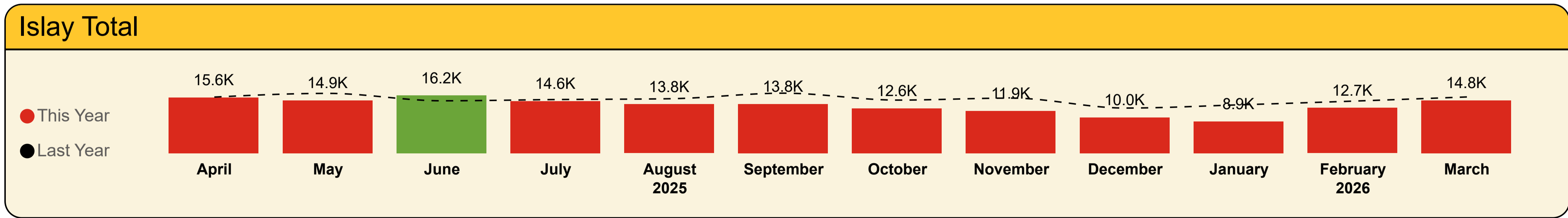
This Month YoY
553.9
LY: 758.5 (-27%)

YoY
5.5K
LY: 7.5K (-26.8%)



This Month YoY
14.3K
LY: 15.0K (-5.1%)

YoY
154.4K
LY: 174.1K (-11.3%)



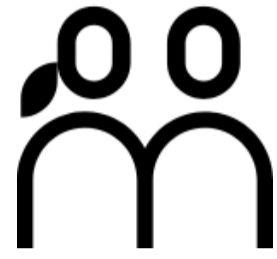
This Month YoY
14.8K
LY: 15.8K (-6.2%)

YoY
159.9K
LY: 181.6K (-12%)



Islay Total

Contractual Carrying Groups



This Month YoY	YoY
12,851	214,712
LY: 12,282 (+4.6%)	LY: 209,499 (+2.5%)

Passengers



This Month YoY	YoY
5,201	77,273
LY: 4,868 (+6.8%)	LY: 75,350 (+2.6%)

Cars



This Month YoY	YoY
128.3	2.5K
LY: 118.4 (+8.4%)	LY: 2.7K (-7.1%)

Coach Metres



This Month YoY	YoY
14.8K	159.9K
LY: 15.8K (-6.2%)	LY: 181.6K (-12%)

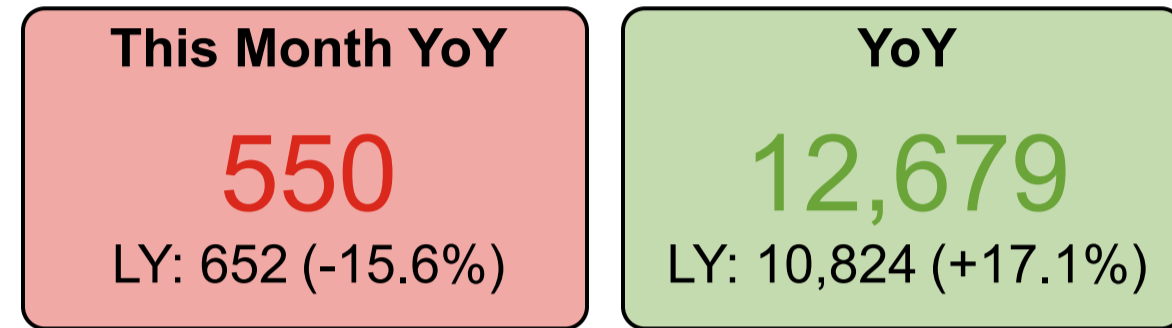
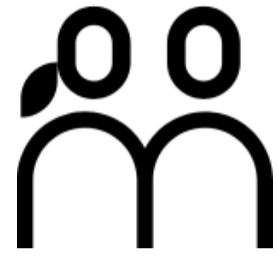
Commercial Vehicle Metres

Year	Month	Last Year	This Year	Variance
2025	April	17,342	20,125	16.0%
2025	May	24,869	25,656	3.2%
2025	June	23,841	24,717	3.7%
2025	July	25,715	27,202	5.8%
2025	August	27,331	28,909	5.8%
2025	September	23,818	21,110	-11.4%
2025	October	17,333	17,032	-1.7%
2025	November	10,232	11,001	7.5%
2025	December	9,114	8,930	-2.0%
2026	January	8,223	7,350	-10.6%
2026	February	9,399	9,829	4.6%
2026	March	12,282	12,851	4.6%
Total		209,499	214,712	2.5%

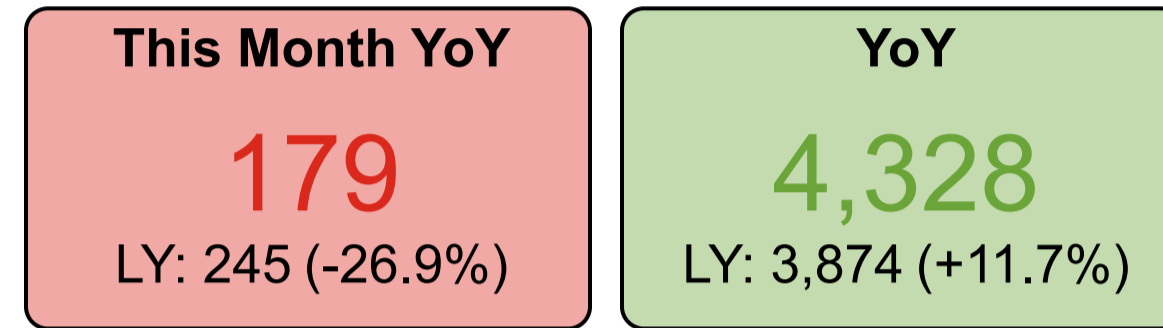
Year	Month	Last Year	This Year	Variance
2025	April	5,625	7,125	18.4%
2025	May	7,463	8,405	4.8%
2025	June	7,963	8,747	5.6%
2025	July	8,645	9,235	1.2%
2025	August	8,685	9,898	7.7%
2025	September	8,027	7,240	-13.6%
2025	October	5,642	5,838	-6.2%
2025	November	3,892	4,514	9.7%
2025	December	3,569	3,697	0.5%
2026	January	3,321	3,202	-9.4%
2026	February	3,775	4,171	6.7%
2026	March	4,787	5,201	6.8%
Total		71,394	77,273	2.6%

Year	Month	Last Year	This Year	Variance
2025	April	324.6	319.5	-0.9%
2025	May	380.3	289.1	-16.3%
2025	June	445.3	410.9	-14.5%
2025	July	340.2	300.3	-13.4%
2025	August	281.6	384.1	24.4%
2025	September	486.6	410.1	-19.8%
2025	October	219.8	225.1	-7.0%
2025	November	0.0	0.0	0.0%
2025	December	28.2	0.0	-100.0%
2026	January	12.0	0.0	-100.0%
2026	February	7.0	62.8	797.1%
2026	March	118.4	128.3	8.4%
Total		2,644.0	2,530.1	-7.1%

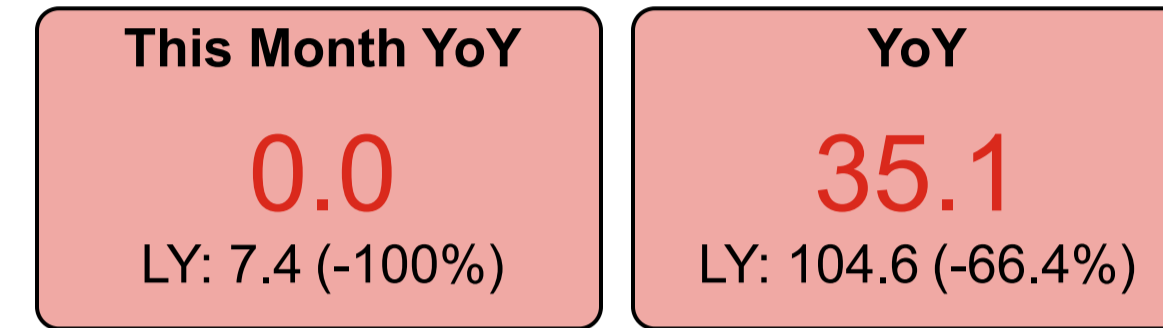
Year	Month	Last Year	This Year	Variance
2025	April	15,193.9	15,641.0	-0.8%
2025	May	15,200.2	14,862.9	-11.5%
2025	June	13,902.1	16,211.7	10.1%
2025	July	14,338.4	14,629.9	-2.9%
2025	August	14,224.5	13,759.5	-10.1%
2025	September	15,771.9	13,829.6	-18.0%
2025	October	14,260.8	12,568.2	-15.7%
2025	November	14,988.0	11,911.8	-23.0%
2025	December	12,404.8	10,004.7	-21.1%
2026	January	13,276.8	8,886.0	-34.6%
2026	February	14,394.3	12,738.5	-12.9%
2026	March	15,536.8	14,825.5	-6.2%
Total		173,492.2	159,869.2	-12.0%



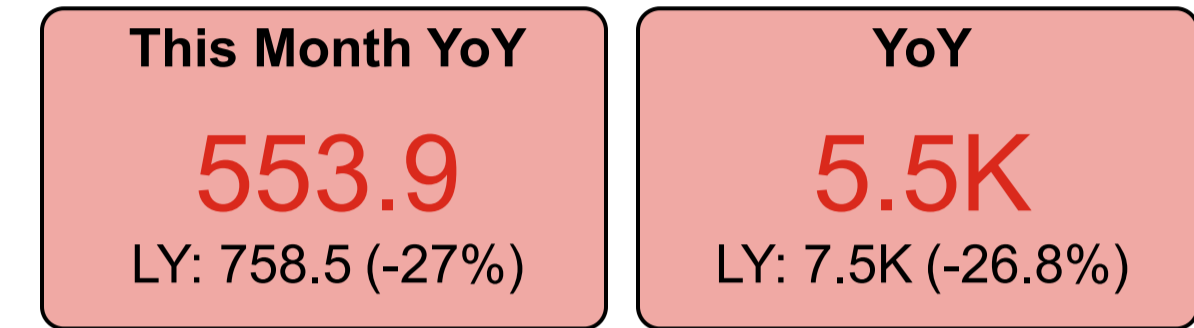
Passengers



Cars



Coach Metres



Commercial Vehicle Metres

Year	Month	Last Year	This Year	Variance
2025	April	819	890	8.7%
2025	May	1,557	1,022	-34.4%
2025	June	1,587	2,054	29.4%
2025	July	753	2,429	222.6%
2025	August	1,599	2,793	74.7%
2025	September	1,059	274	-74.1%
2025	October	906	129	-85.8%
2025	November	589	630	7.0%
2025	December	437	692	58.4%
2026	January	398	482	21.1%
2026	February	468	734	56.8%
2026	March	652	550	-15.6%
Total		10,824	12,679	17.1%

Year	Month	Last Year	This Year	Variance
2025	April	181	290	-3.7%
2025	May	361	336	-40.0%
2025	June	398	694	41.9%
2025	July	231	804	220.3%
2025	August	361	875	53.5%
2025	September	236	108	-73.3%
2025	October	140	41	-87.2%
2025	November	102	251	5.5%
2025	December	112	257	56.7%
2026	January	62	195	30.9%
2026	February	116	298	63.7%
2026	March	179	179	-26.9%
Total		2,479	4,328	11.7%

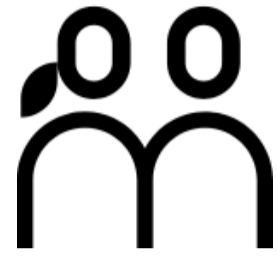
Year	Month	Last Year	This Year	Variance
2025	April	0.0	0.0	0.0%
2025	May	7.4	7.4	0.0%
2025	June	60.5	14.0	-76.9%
2025	July	0.0	0.0	0.0%
2025	August	0.0	7.0	0.0%
2025	September	7.4	0.0	-100.0%
2025	October	14.5	0.0	-100.0%
2025	November	0.0	0.0	0.0%
2025	December	0.0	0.0	0.0%
2026	January	0.0	0.0	0.0%
2026	February	0.0	6.7	0.0%
2026	March	7.4	0.0	-100.0%
Total		97.2	35.1	-66.4%

Year	Month	Last Year	This Year	Variance
2025	April	633.4	549.2	-33.5%
2025	May	452.7	345.5	-62.3%
2025	June	467.4	685.9	-3.8%
2025	July	319.2	684.8	41.3%
2025	August	169.7	653.2	7.7%
2025	September	313.8	216.0	-64.9%
2025	October	299.9	96.5	-85.5%
2025	November	443.8	269.1	-58.1%
2025	December	309.9	502.5	34.2%
2026	January	319.1	415.5	4.3%
2026	February	389.4	535.0	2.9%
2026	March	526.9	553.9	-27.0%
Total		4,645.2	5,507.1	-26.8%



Kennacraig - Islay

Contractual Carrying Groups



This Month YoY	YoY
12,301	202,033
LY: 11,630 (+5.8%)	LY: 198,675 (+1.7%)

Passengers



This Month YoY	YoY
5,022	72,945
LY: 4,623 (+8.6%)	LY: 71,476 (+2.1%)

Cars



This Month YoY	YoY
128.3	2.5K
LY: 111.0 (+15.6%)	LY: 2.6K (-4.7%)

Coach Metres



This Month YoY	YoY
14.3K	154.4K
LY: 15.0K (-5.1%)	LY: 174.1K (-11.3%)

Commercial Vehicle Metres

Year	Month	Last Year	This Year	Variance
2025	April	16,523	19,235	16.4%
2025	May	23,312	24,634	5.7%
2025	June	22,254	22,663	1.8%
2025	July	24,962	24,773	-0.8%
2025	August	25,732	26,116	1.5%
2025	September	22,759	20,836	-8.4%
2025	October	16,427	16,903	2.9%
2025	November	9,643	10,371	7.5%
2025	December	8,677	8,238	-5.1%
2026	January	7,825	6,868	-12.2%
2026	February	8,931	9,095	1.8%
2026	March	11,630	12,301	5.8%
Total		198,675	202,033	1.7%

Year	Month	Last Year	This Year	Variance
2025	April	5,444	6,835	19.6%
2025	May	7,102	8,069	8.2%
2025	June	7,565	8,053	3.3%
2025	July	8,414	8,431	-5.0%
2025	August	8,324	9,023	4.7%
2025	September	7,791	7,132	-10.6%
2025	October	5,502	5,797	-1.9%
2025	November	3,790	4,263	10.0%
2025	December	3,457	3,440	-2.2%
2026	January	3,259	3,007	-11.1%
2026	February	3,659	3,873	3.9%
2026	March	4,608	5,022	8.6%
Total		68,915	72,945	2.1%

Year	Month	Last Year	This Year	Variance
2025	April	324.6	319.5	-0.9%
2025	May	372.9	281.7	-16.6%
2025	June	384.8	396.9	-5.5%
2025	July	340.2	300.3	-13.4%
2025	August	281.6	377.1	22.2%
2025	September	479.2	410.1	-18.7%
2025	October	205.3	225.1	2.2%
2025	November	0.0	0.0	0.0%
2025	December	28.2	0.0	-100.0%
2026	January	12.0	0.0	-100.0%
2026	February	7.0	56.1	701.4%
2026	March	111.0	128.3	15.6%
Total		2,546.8	2,495.0	-4.7%

Year	Month	Last Year	This Year	Variance
2025	April	14,560.5	15,091.8	1.0%
2025	May	14,747.5	14,517.4	-8.6%
2025	June	13,434.7	15,525.8	10.8%
2025	July	14,019.2	13,945.1	-4.4%
2025	August	14,054.8	13,106.3	-10.8%
2025	September	15,458.1	13,613.6	-16.2%
2025	October	13,960.9	12,471.7	-12.5%
2025	November	14,544.2	11,642.7	-21.5%
2025	December	12,094.9	9,502.2	-22.8%
2026	January	12,957.7	8,470.5	-35.8%
2026	February	14,004.9	12,203.5	-13.5%
2026	March	15,009.9	14,271.6	-5.1%
Total		168,847.0	154,362.1	-11.3%



Cars



Kennacraig - Islay

Year	Month	Last Year	This Year	Var %
2025	April	4,562	5,530	24.0%
2025	May	5,885	6,292	12.6%
2025	June	6,368	6,496	6.2%
2025	July	7,107	6,906	-0.6%
2025	August	7,083	7,641	10.1%
2025	September	6,498	5,861	-9.5%
2025	October	4,560	4,811	5.4%
2025	November	2,986	3,417	14.7%
2025	December	2,880	2,780	-0.7%
2026	January	2,582	2,276	-9.1%
2026	February	2,897	2,905	4.1%
2026	March	3,674	3,918	7.2%
Total		57,082	58,833	5.4%

Kennacraig - Islay/C'say/Oban

Year	Month	Last Year	This Year	Var %
2025	April	141	169	13.8%
2025	May	277	195	-34.3%
2025	June	333	543	67.3%
2025	July	194	667	249.4%
2025	August	301	764	145.7%
2025	September	192	80	-53.4%
2025	October	115	38	-70.7%
2025	November	83	128	57.8%
2025	December	103	129	23.2%
2026	January	49	130	156.5%
2026	February	95	234	150.0%
2026	March	150	150	1.1%
Total		2,033	3,227	56.6%



LGVs



Kennacraig - Islay

Year	Month	Last Year	This Year	Var
2025	April	559	780	39.5%
2025	May	542	857	58.1%
2025	June	619	867	40.1%
2025	July	798	846	6.0%
2025	August	685	872	27.3%
2025	September	662	717	8.3%
2025	October	660	721	9.2%
2025	November	665	783	17.7%
2025	December	473	557	17.8%
2026	January	588	606	3.1%
2026	February	655	748	14.2%
2026	March	723	836	15.6%
Total		7,629	9,190	20.5%

Kennacraig - Islay/C'say/Oban

Year	Month	Last Year	This Year	Var
2025	April	22	25	13.6%
2025	May	33	13	-60.6%
2025	June	33	56	69.7%
2025	July	17	62	264.7%
2025	August	24	45	87.5%
2025	September	18	17	-5.6%
2025	October	19	2	-89.5%
2025	November	16	24	50.0%
2025	December	4	6	50.0%
2026	January	11	21	90.9%
2026	February	14	34	142.9%
2026	March	19	16	-15.8%
Total		230	321	39.6%



Motorhomes



Kennacraig - Islay

Year	Month	Last Year	This Year	Var
2025	April	238	336	41.2%
2025	May	528	706	33.7%
2025	June	438	535	22.1%
2025	July	366	455	24.3%
2025	August	410	481	17.3%
2025	September	486	348	-28.4%
2025	October	196	183	-6.6%
2025	November	74	74	0.0%
2025	December	48	43	-10.4%
2026	January	44	35	-20.5%
2026	February	53	58	9.4%
2026	March	117	109	-6.8%
Total		2,998	3,363	12.2%

Kennacraig - Islay/C'say/Oban

Year	Month	Last Year	This Year	Var
2025	April	13	11	-15.4%
2025	May	42	23	-45.2%
2025	June	22	57	159.1%
2025	July	14	55	292.9%
2025	August	25	59	136.0%
2025	September	21	11	-47.6%
2025	October	5	0	-100.0%
2025	November	1	3	200.0%
2025	December	4	1	-75.0%
2026	January	1	4	300.0%
2026	February	4	10	150.0%
2026	March	2	10	400.0%
Total		154	244	58.4%



Caravans



Kennacraig - Islay


Year	Month	Last Year	This Year	Var
2025	April	5	4	-20.0%
2025	May	35	29	-17.1%
2025	June	37	29	-21.6%
2025	July	19	27	42.1%
2025	August	19	18	-5.3%
2025	September	24	13	-45.8%
2025	October	4	5	25.0%
2025	November	6	7	16.7%
2025	December	0	3	0.0%
2026	January	1	0	-100.0%
2026	February	0	2	0.0%
2026	March	4	3	-25.0%
Total		154	140	-9.1%

Kennacraig - Islay/C'say/Oban

Year	Month	Last Year	This Year	Var
2025	April	1	0	-100.0%
2025	May	1	2	100.0%
2025	June	2	1	-50.0%
2025	July	0	1	0.0%
2025	August	2	1	-50.0%
2025	September	0	0	0.0%
2025	October	0	0	0.0%
2025	November	0	0	0.0%
2025	December	0	0	0.0%
2026	January	0	0	0.0%
2026	February	0	0	0.0%
2026	March	0	0	0.0%
Total		6	5	-16.7%



Trailers



Kennacraig - Islay

Year	Month	Last Year	This Year	Var
2025	April	64	82	28.1%
2025	May	90	89	-1.1%
2025	June	87	80	-8.0%
2025	July	107	106	-0.9%
2025	August	106	132	24.5%
2025	September	101	97	-4.0%
2025	October	71	73	2.8%
2025	November	48	60	25.0%
2025	December	46	46	0.0%
2026	January	40	38	-5.0%
2026	February	46	83	80.4%
2026	March	82	66	-19.5%
Total		888	952	7.2%

Kennacraig - Islay/C'say/Oban

Year	Month	Last Year	This Year	Var
2025	April	4	1	-75.0%
2025	May	7	3	-57.1%
2025	June	7	8	14.3%
2025	July	6	19	216.7%
2025	August	8	13	62.5%
2025	September	4	2	-50.0%
2025	October	0	0	0.0%
2025	November	2	4	100.0%
2025	December	1	2	100.0%
2026	January	1	4	300.0%
2026	February	2	11	450.0%
2026	March	8	4	-50.0%
Total		50	71	42.0%



Motorbikes



Kennacraig - Islay

Year	Month	Last Year	This Year	Var
2025	April	30	50	66.7%
2025	May	102	111	8.8%
2025	June	141	150	6.4%
2025	July	107	110	2.8%
2025	August	108	120	11.1%
2025	September	80	66	-17.5%
2025	October	24	8	-66.7%
2025	November	7	5	-28.6%
2025	December	2	5	150.0%
2026	January	1	2	100.0%
2026	February	9	3	-66.7%
2026	March	20	20	0.0%
Total		631	650	3.0%

Kennacraig - Islay/C'say/Oban

Year	Month	Last Year	This Year	Var
2025	April	0	0	0.0%
2025	May	1	8	700.0%
2025	June	4	1	-75.0%
2025	July	3	9	200.0%
2025	August	1	12	1,100.0%
2025	September	1	2	100.0%
2025	October	0	0	0.0%
2025	November	0	1	0.0%
2025	December	0	0	0.0%
2026	January	0	0	0.0%
2026	February	0	0	0.0%
2026	March	0	1	0.0%
Total		10	34	240.0%



Bicycles



Kennacraig - Islay

Year	Month	Last Year	This Year	Var
2025	April	105	147	40.0%
2025	May	416	643	54.6%
2025	June	172	271	57.6%
2025	July	296	291	-1.7%
2025	August	289	367	27.0%
2025	September	180	162	-10.0%
2025	October	41	65	58.5%
2025	November	24	1	-95.8%
2025	December	12	2	-83.3%
2026	January	4	5	25.0%
2026	February	15	8	-46.7%
2026	March	37	47	27.0%
Total		1,591	2,009	26.3%

Kennacraig - Islay/C'say/Oban

Year	Month	Last Year	This Year	Var
2025	April	6	27	350.0%
2025	May	39	31	-20.5%
2025	June	16	129	706.3%
2025	July	13	105	707.7%
2025	August	26	125	380.8%
2025	September	25	2	-92.0%
2025	October	1	0	-100.0%
2025	November	1	0	-100.0%
2025	December	2	1	-50.0%
2026	January	0	0	0.0%
2026	February	0	0	0.0%
2026	March	0	1	0.0%
Total		129	421	226.4%




Reliability & Punctuality



Reliability

Year	Month	Kennacraig - Islay	Kennacraig - Islay/C'say/Oban
2025	April	97.7%	100.0%
	May	96.6%	67.9%
	June	97.8%	100.0%
	July	95.6%	87.9%
	August	92.1%	95.9%
	September	86.2%	63.6%
	October	86.8%	25.0%
	November	92.0%	60.0%
	December	84.5%	62.5%
	2026	January	78.8%
February		88.9%	100.0%
March		81.0%	64.7%



Punctuality

Year	Month	Kennacraig - Islay	Kennacraig - Islay/C'say/Oban
2025	April	95.0%	100.0%
	May	80.5%	73.7%
	June	94.7%	86.4%
	July	86.3%	68.6%
	August	86.4%	78.7%
	September	56.5%	100.0%
	October	77.5%	0.0%
	November	91.3%	83.3%
	December	85.6%	60.0%
	2026	January	95.0%
February		79.7%	43.8%
March		75.2%	45.5%



Reliability & Punctuality Summary

Summary of Scheduled, Operated, Cancelled, Late & Diverted Sailings by Route and Leg

Year	Month	Route	Leg	Operated Sailings	Scheduled Sailings	Additional Sailings	Cancelled Sailings	Diverted Sailings	On Time	Late
2026	March	Kennacraig - Islay	Kennacraig-Port Askaig	59	67	0	8	9	42	17
2026	March	Kennacraig - Islay	Kennacraig-Port Ellen	18	24	0	6	0	16	2
2026	March	Kennacraig - Islay	Port Askaig-Kennacraig	59	59	6	6	0	35	18
2026	March	Kennacraig - Islay	Port Ellen-Kennacraig	19	34	0	15	0	19	0
2026	March	Kennacraig - Islay/C'say/Oban	Colonsay-Oban	0	1	0	1	0	0	0
2026	March	Kennacraig - Islay/C'say/Oban	Colonsay-Port Askaig	2	4	0	2	0	0	2
2026	March	Kennacraig - Islay/C'say/Oban	Kennacraig-Port Askaig	3	4	0	1	0	3	0
2026	March	Kennacraig - Islay/C'say/Oban	Oban-Colonsay	0	1	0	1	0	0	0
2026	March	Kennacraig - Islay/C'say/Oban	Port Askaig-Colonsay	3	4	0	1	0	1	2
2026	March	Kennacraig - Islay/C'say/Oban	Port Askaig-Kennacraig	3	3	0	0	0	1	2
Total				166	201	6	41	9	117	43


Monthly Performance Pack

Booking Lead Time by Month of Travel

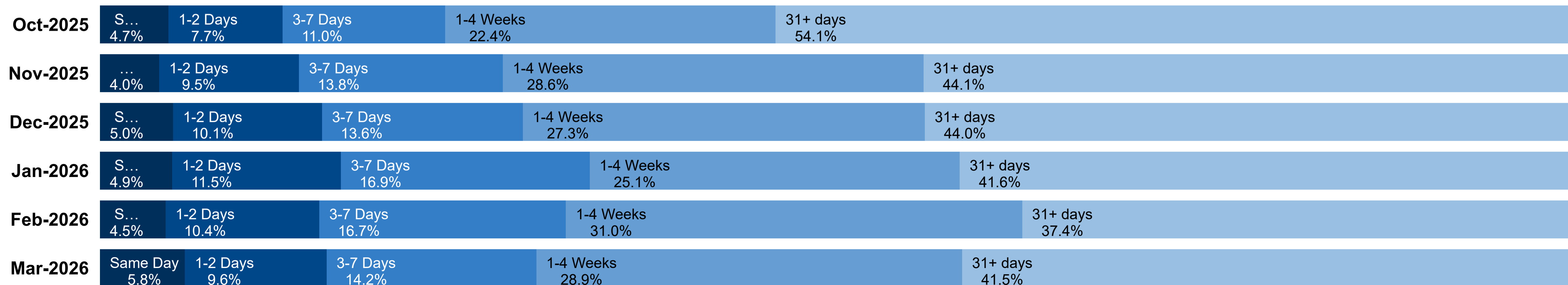


This visual shows how far in advance customers book their travel, grouped by the month in which they actually travel.

All Bookings



Bookings with Vehicles



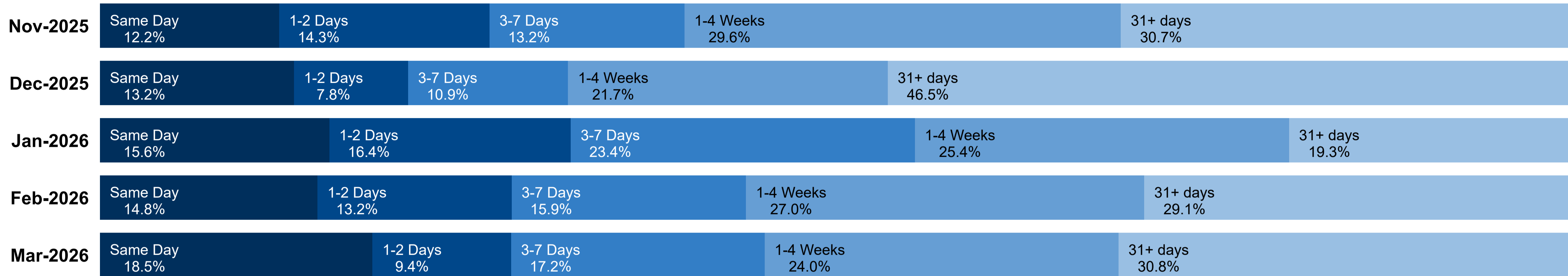
Monthly Performance Pack

Booking Lead Time by Month of Travel

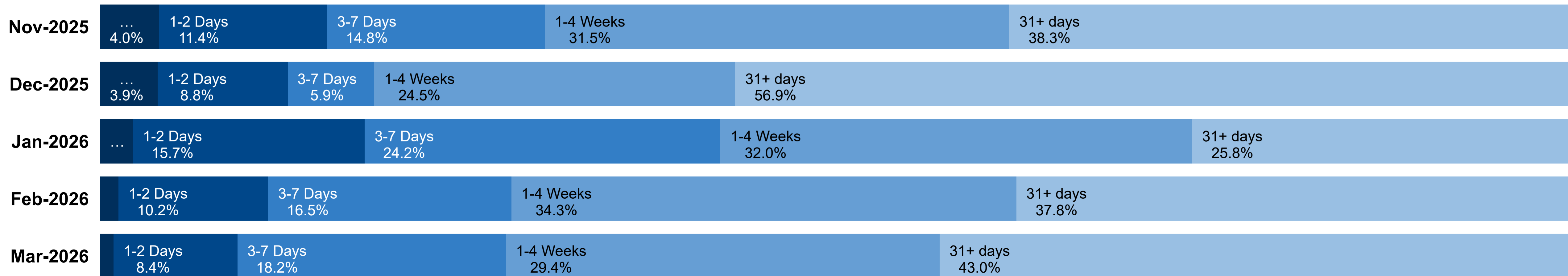


This visual shows how far in advance customers book their travel, grouped by the month in which they actually travel.

All Bookings



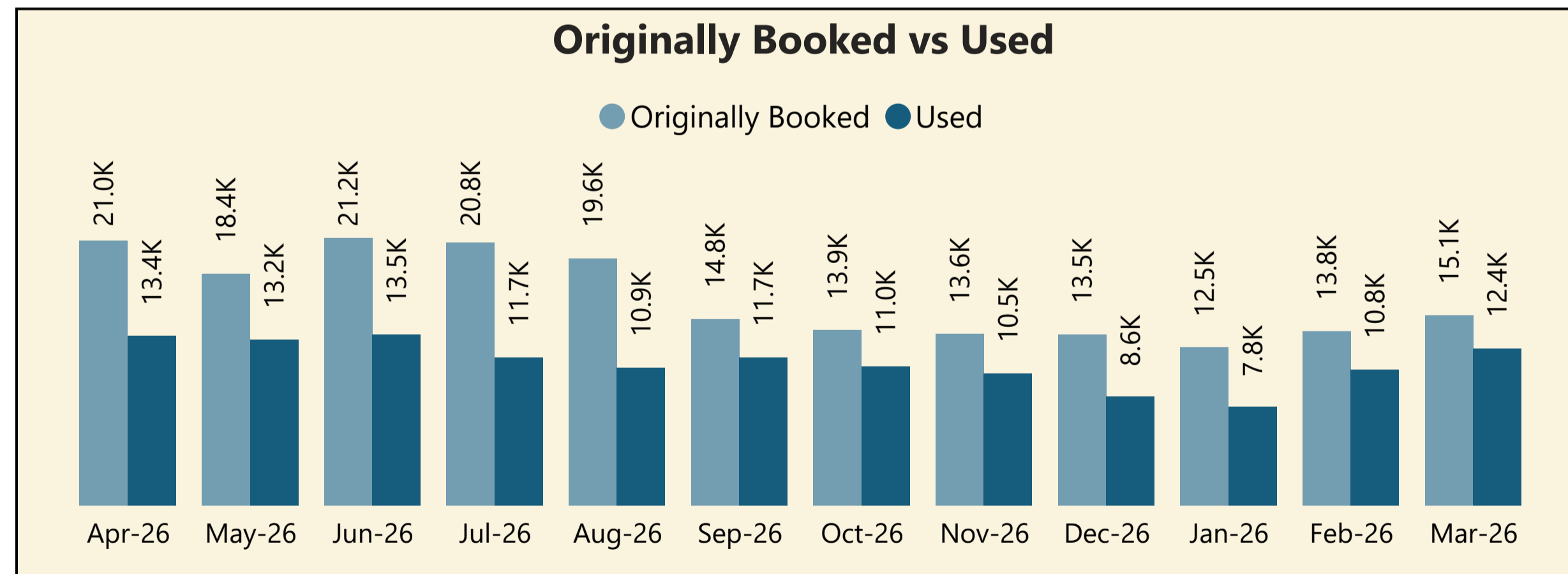
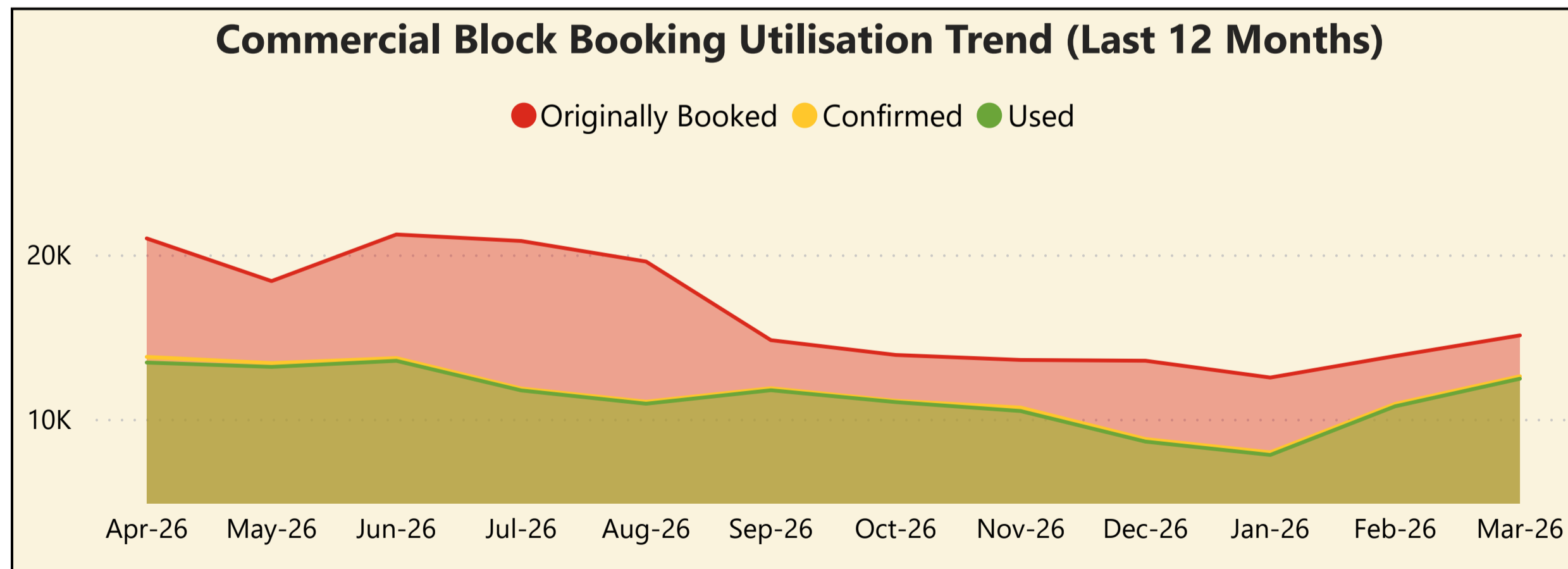
Bookings with Vehicles





Block Booked vs Utilised

Route Name	Month Year	Originally Booked	Booked 24hrs Prior	Confirmed	No Show	Used	Confirmed vs Block Booked	Used vs Confirmed	Used vs Block Booked
Kennacraig - Islay	Apr-2025	20,973	15,044	13,768	345	13,422	66%	97%	64%
Kennacraig - Islay	May-2025	18,377	14,313	13,389	230	13,159	73%	98%	72%
Kennacraig - Islay	Jun-2025	21,212	15,062	13,694	167	13,527	65%	99%	64%
Kennacraig - Islay	Jul-2025	20,816	13,388	11,842	115	11,728	57%	99%	56%
Kennacraig - Islay	Aug-2025	19,566	11,792	11,040	121	10,919	56%	99%	56%
Kennacraig - Islay	Sep-2025	14,784	11,861	11,859	120	11,739	80%	99%	79%
Kennacraig - Islay	Oct-2025	13,884	11,333	11,095	79	11,017	80%	99%	79%
Kennacraig - Islay	Nov-2025	13,581	10,631	10,685	212	10,473	79%	98%	77%
Kennacraig - Islay	Dec-2025	13,533	8,689	8,770	155	8,615	65%	98%	64%
Kennacraig - Islay	Jan-2026	12,509	7,650	7,962	160	7,802	64%	98%	62%
Kennacraig - Islay	Feb-2026	13,819	10,254	10,908	147	10,761	79%	99%	78%
Kennacraig - Islay	Mar-2026	15,075	12,048	12,589	149	12,440	84%	99%	83%
Total		198,128	142,065	137,599	1,997	135,602	69%	99%	68%



Note: This report shows block bookings made by block booking customers for any commercial vehicle over 6 metres in length or any LGV that consumes High Lane Metreage. It does not include any bookings on sailings that were cancelled by CalMac. High Lane Metreage refers to deck metreage for high vehicles such as Commercials or LGVs.