




Shipped Passengers

Total Mull - Passengers



This Month YoY

39,951

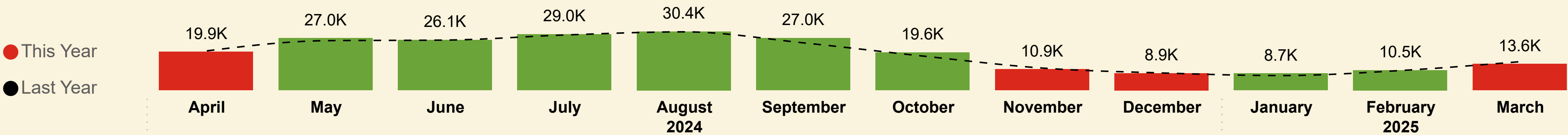
LY: 44,099 (-9.41%)

YoY

947,983

LY: 926,366 (+2.3%)

Total Mull - Cars



This Month YoY

13,640


LY: 14,827 (-8.01%)

YoY

231,625

LY: 226,401 (+2.3%)

Total Mull - Coaches



This Month YoY

25

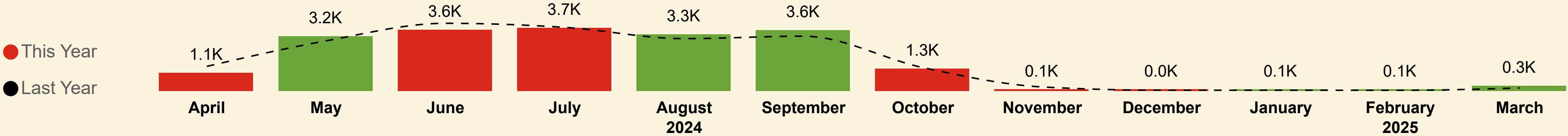
LY: 18 (+38.89%)

YoY

1920

LY: 1,905 (+0.8%)

Total Mull - Coach Metres



This Month YoY

296.5

LY: 171.0 (+73.4%)

YoY

20.4K

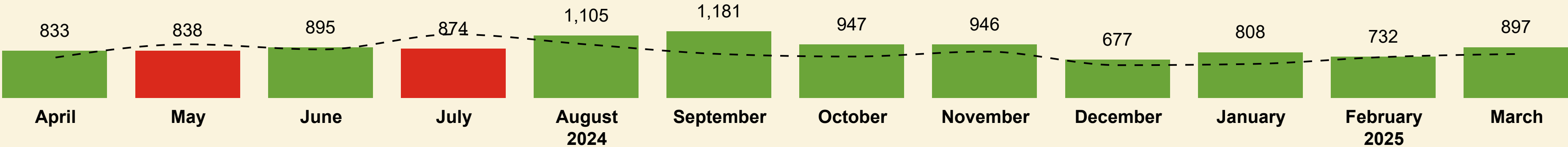
LY: 20.4K (+0.4%)



Shipped Passengers

Total Mull - Commercial Vehicles

● This Year
● Last Year



This Month YoY

897

LY: 781 (+14.9%)

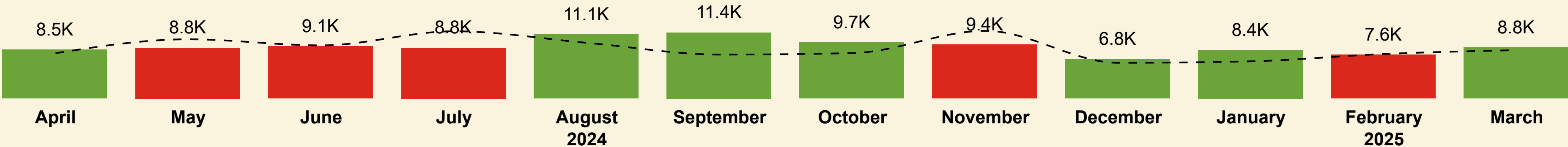
YoY

10,733

LY: 9,650 (+11.2%)

Total Mull - Commercial Vehicle Metres

● This Year
● Last Year



This Month YoY

8.8K

LY: 8.4K (+5.4%)

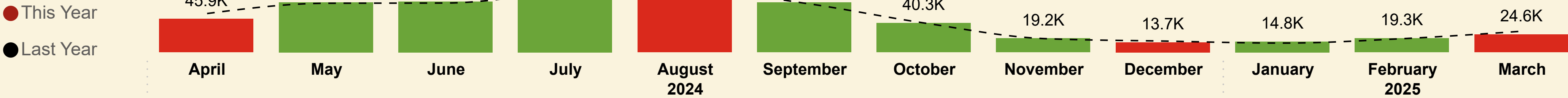
YoY

108.4K

LY: 104.7K (+3.6%)

Shipped Passengers

Oban - Craignure



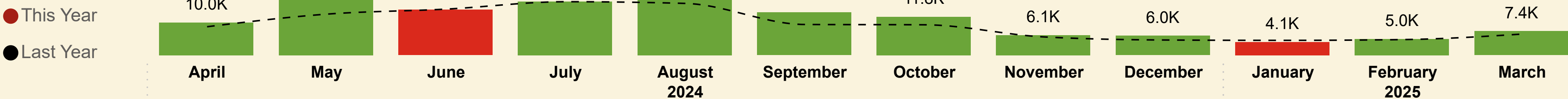
This Month YoY

24,583
LY: 29,015 (-15.27%)

YoY

550,687
LY: 559,493 (-1.6%)

Fishnish - Lochaline



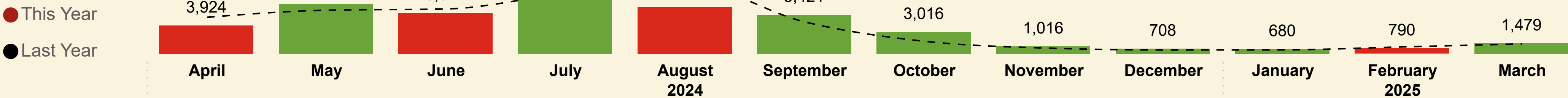
This Month YoY

7,373
LY: 6,484 (+13.71%)

YoY

131,593
LY: 112,709 (+16.8%)

Tobermory - Kilchoan



This Month YoY

1,479
LY: 1,367 (+8.19%)

YoY

44,602
LY: 45,700 (-2.4%)

Fionnphort - Iona



This Month YoY

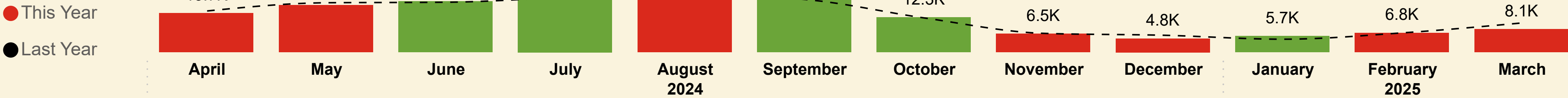
6,516
LY: 7,233 (-9.91%)

YoY

221,101
LY: 208,463 (+6.1%)

Shipped Cars

Oban - Craignure



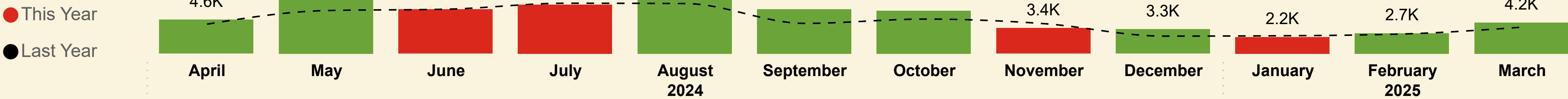
This Month YoY

8,140
LY: 10,323 (-21.15%)

YoY

150,926
LY: 154,063 (-2%)

Fishnish - Lochaline



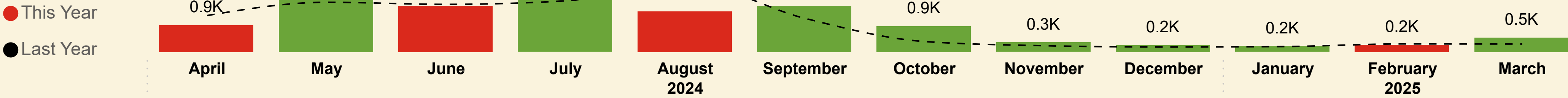
This Month YoY

4,168
LY: 3,555 (+17.24%)

YoY

60,647
LY: 52,886 (+14.7%)

Tobermory - Kilchoan



This Month YoY

494
LY: 271 (+82.29%)

YoY

11,703
LY: 11,437 (+2.3%)

Fionnphort - Iona



This Month YoY

838
LY: 678 (+23.6%)

YoY

8,349
LY: 8,014 (+4.2%)

Shipped Coaches

Oban - Craignure



This Month YoY

23
LY: 12 (+91.67%)

YoY

1492
LY: 1,532 (-2.6%)

Fishnish - Lochaline



This Month YoY

2
LY: 6 (-66.67%)

YoY

417
LY: 349 (+19.6%)

Tobermory - Kilchoan



This Month YoY

0
LY: 0

YoY

11
LY: 13 (-15.4%)

Fionnphort - Iona



This Month YoY

0
LY: 0

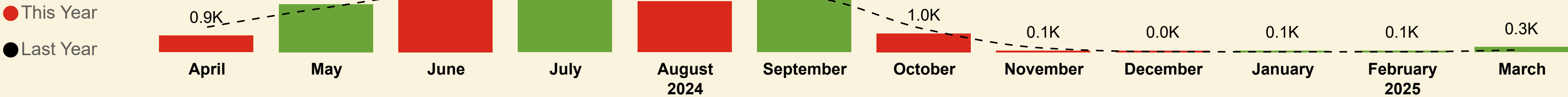
YoY

0
LY: 11 (-100%)



Shipped Coach Metres

Oban - Craignure



This Month YoY

270.9

LY: 122.0 (+122%)

YoY

16.4K

LY: 16.8K (-2.2%)

Fishnish - Lochaline



This Month YoY

25.6

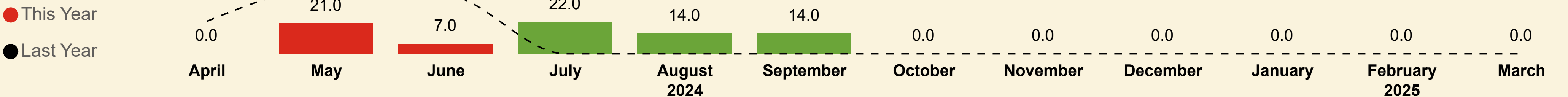
LY: 49.0 (-47.8%)

YoY

3.9K

LY: 3.5K (+13.5%)

Tobermory - Kilchoan



This Month YoY

0.0

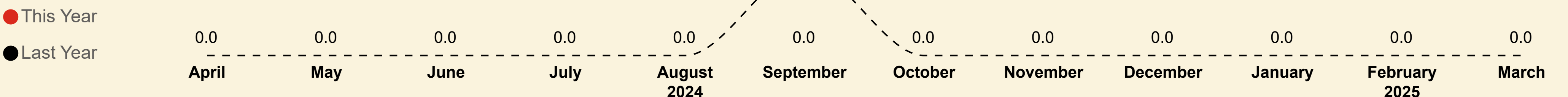
LY: 0.0

YoY

78.0

LY: 108.5 (-28.1%)

Fionnphort - Iona



This Month YoY

0.0

LY: 0.0

YoY

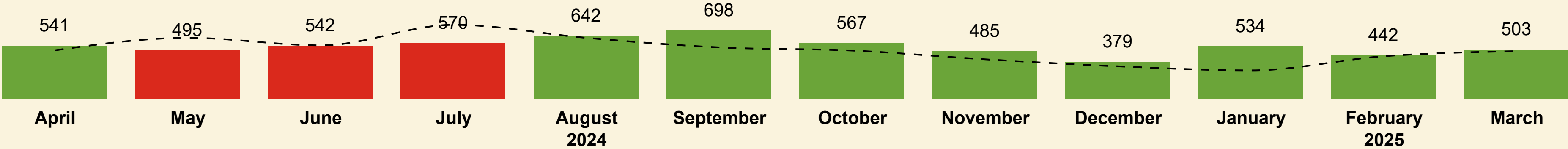
0.0

LY: 1.0 (-100%)

Shipped Commercial Vehicles

Oban - Craignure

This Year
Last Year



This Month YoY

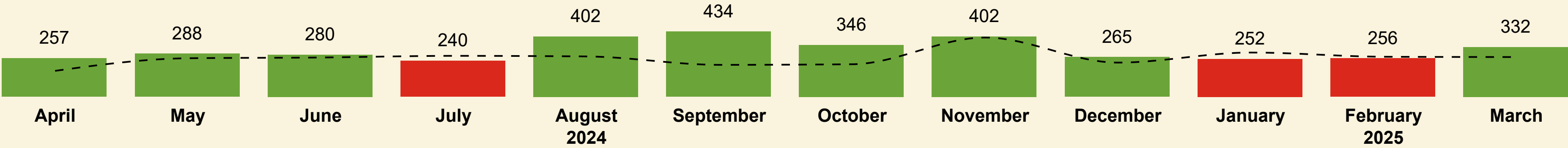
503
LY: 486 (+3.5%)

YoY

6,398
LY: 5,999 (+6.6%)

Fishnish - Lochaline

This Year
Last Year



This Month YoY

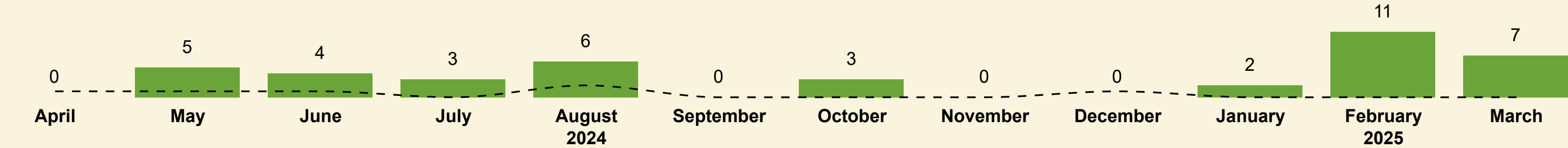
332
LY: 265 (+25.3%)

YoY

3,754
LY: 3,114 (+20.6%)

Tobermory - Kilchoan

This Year
Last Year



This Month YoY

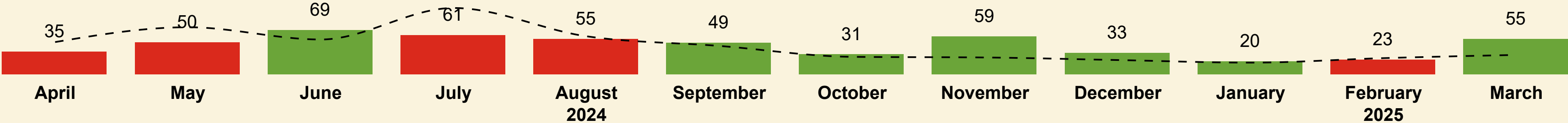
7
LY: 0

YoY

41
LY: 6 (+583.3%)

Fionnphort - Iona

This Year
Last Year



This Month YoY

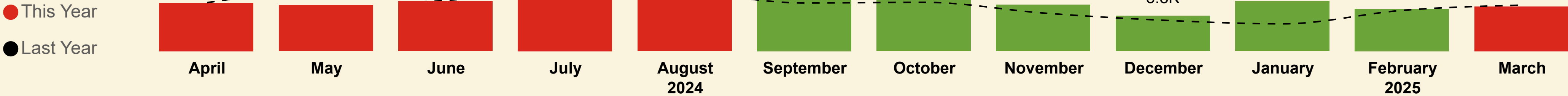
55
LY: 30 (+83.3%)

YoY

540
LY: 531 (+1.7%)

Shipped Commercial Vehicle Metres

Oban - Craignure



This Month YoY

4.9K
LY: 5.0K (-2.9%)

YoY

63.5K
LY: 61.8K (+2.8%)

Fishnish - Lochaline



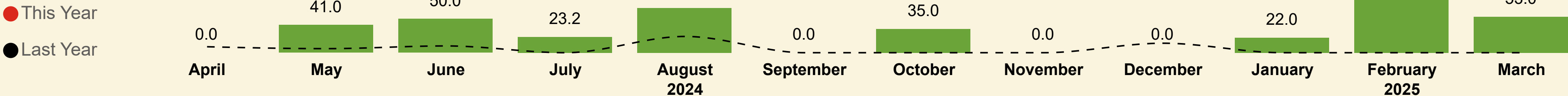
This Month YoY

3.5K
LY: 3.1K (+10.8%)

YoY

39.5K
LY: 38.1K (+3.9%)

Tobermory - Kilchoan




This Month YoY

53.0
LY: 0.0

YoY

383.2
LY: 62.8 (+510.2%)

Fionnphort - Iona



This Month YoY

467.2
LY: 259.5 (+80%)

YoY

4.9K
LY: 4.7K (+4.6%)



Mull TotalContractual Carrying Groups



This Month YoY

39,951

LY: 44,099 (-9.4%)

YoY

947,983

LY: 926,366 (+2.3%)



This Month YoY


13,640

LY: 14,827 (-8%)

YoY

231,625

LY: 226,401 (+2.3%)



This Month YoY

296.50

LY: 171.00 (+73.4%)

YoY

20.43K

LY: 20.36K (+0.4%)



This Month YoY

8.84K

LY: 8.39K (+5.4%)

YoY

108.38K

LY: 104.66K (+3.6%)

Passengers

Year	Month	Last Year	This Year	Variance %
2024	April	85,737	77,253	-9.9 %
2024	May	116,027	127,025	9.5 %
2024	June	115,848	122,760	6.0 %
2024	July	142,294	149,224	4.9 %
2024	August	153,109	141,964	-7.3 %
2024	September	106,510	118,382	11.1 %
2024	October	63,884	68,412	7.1 %
2024	November	28,908	30,004	3.8 %
2024	December	22,543	22,519	-0.1 %
2025	January	19,957	22,324	11.9 %
2025	February	27,449	28,165	2.6 %
2025	March	44,099	39,951	-9.4 %
Total		926,366	947,983	2.3 %

Cars

Year	Month	Last Year	This Year	Variance %
2024	April	20,419	19,911	-2.5 %
2024	May	25,684	27,005	5.1 %
2024	June	25,989	26,055	0.3 %
2024	July	28,626	29,014	1.4 %
2024	August	30,242	30,397	0.5 %
2024	September	24,529	27,042	10.2 %
2024	October	17,698	19,605	10.8 %
2024	November	11,504	10,914	-5.1 %
2024	December	8,986	8,854	-1.5 %
2025	January	7,638	8,727	14.3 %
2025	February	10,260	10,461	2.0 %
2025	March	14,827	13,640	-8.0 %
Total		226,401	231,625	2.3 %

Coach Metres

Year	Month	Last Year	This Year	Variance %
2024	April	1,446.8	1,070.0	-26.0 %
2024	May	2,958.1	3,239.7	9.5 %
2024	June	3,993.0	3,616.2	-9.4 %
2024	July	3,752.3	3,728.1	-0.6 %
2024	August	3,087.4	3,339.6	8.2 %
2024	September	3,231.8	3,584.4	10.9 %
2024	October	1,375.2	1,316.8	-4.2 %
2024	November	231.1	81.7	-64.6 %
2024	December	39.0	14.7	-62.3 %
2025	January	37.9	74.1	95.5 %
2025	February	33.8	70.0	107.1 %
2025	March	171.0	296.5	73.4 %
Total		20,357.5	20,431.7	0.4 %

Commercial Vehicle Metres

Year	Month	Last Year	This Year	Variance %
2024	April	7,856.7	8,471.2	7.8 %
2024	May	10,271.7	8,802.5	-14.3 %
2024	June	9,213.6	9,060.7	-1.7 %
2024	July	11,660.7	8,796.4	-24.6 %
2024	August	9,655.0	11,117.5	15.1 %
2024	September	7,616.9	11,430.1	50.1 %
2024	October	7,882.0	9,710.8	23.2 %
2024	November	11,739.1	9,364.8	-20.2 %
2024	December	6,193.2	6,848.0	10.6 %
2025	January	6,455.9	8,352.7	29.4 %
2025	February	7,726.6	7,586.7	-1.8 %
2025	March	8,389.8	8,841.3	5.4 %
Total		104,661.2	108,382.5	3.6 %

Oban - Craignure

Contractual Carrying Groups



This Month YoY

24,583

LY: 29,015 (-15.3%)

YoY

550,687

LY: 559,493 (-1.6%)



This Month YoY

8,140

LY: 10,323 (-21.1%)

YoY

150,926

LY: 154,063 (-2%)



This Month YoY

270.90

LY: 122.00 (+122%)

YoY

16.41K

LY: 16.77K (-2.2%)



This Month YoY

4.86K

LY: 5.00K (-2.9%)

YoY

63.53K

LY: 61.83K (+2.8%)

Passengers				
Year	Month	Last Year	This Year	Variance %
2024	April	53,337	45,944	-13.9 %
2024	May	67,465	68,862	2.1 %
2024	June	67,769	69,908	3.2 %
2024	July	82,041	84,465	3.0 %
2024	August	86,283	81,085	-6.0 %
2024	September	67,486	68,513	1.5 %
2024	October	40,277	40,298	0.1 %
2024	November	18,864	19,213	1.9 %
2024	December	15,463	13,661	-11.7 %
2025	January	12,705	14,842	16.8 %
2025	February	18,788	19,313	2.8 %
2025	March	29,015	24,583	-15.3 %
Total		559,493	550,687	-1.6 %

Cars				
Year	Month	Last Year	This Year	Variance %
2024	April	14,521	13,749	-5.3 %
2024	May	17,406	16,586	-4.7 %
2024	June	17,587	17,872	1.6 %
2024	July	19,224	19,723	2.6 %
2024	August	20,301	20,015	-1.4 %
2024	September	18,545	18,713	0.9 %
2024	October	12,065	12,295	1.9 %
2024	November	6,655	6,492	-2.4 %
2024	December	5,994	4,830	-19.4 %
2025	January	4,605	5,691	23.6 %
2025	February	6,838	6,820	-0.3 %
2025	March	10,323	8,140	-21.1 %
Total		154,063	150,926	-2.0 %

Coach Metres				
Year	Month	Last Year	This Year	Variance %
2024	April	1,292.0	856.4	-33.7 %
2024	May	2,299.8	2,475.6	7.6 %
2024	June	3,038.0	2,966.1	-2.4 %
2024	July	2,857.3	2,989.4	4.6 %
2024	August	2,868.1	2,616.8	-8.8 %
2024	September	2,824.5	3,067.6	8.6 %
2024	October	1,189.8	967.3	-18.7 %
2024	November	211.1	50.7	-76.0 %
2024	December	27.0	14.7	-45.6 %
2025	January	19.9	61.1	207.0 %
2025	February	20.8	70.0	236.5 %
2025	March	122.0	270.9	122.0 %
Total		16,770.3	16,406.5	-2.2 %

Commercial Vehicle Metres				
Year	Month	Last Year	This Year	Variance %
2024	April	5,278.4	5,233.3	-0.9 %
2024	May	6,508.9	5,004.1	-23.1 %
2024	June	5,551.5	5,408.5	-2.6 %
2024	July	7,548.5	5,554.5	-26.4 %
2024	August	6,497.2	6,191.8	-4.7 %
2024	September	5,233.9	6,640.1	26.9 %
2024	October	5,308.6	5,692.5	7.2 %
2024	November	4,137.0	5,045.7	22.0 %
2024	December	3,356.1	3,830.1	14.1 %
2025	January	2,968.1	5,464.2	84.1 %
2025	February	4,435.5	4,614.6	4.0 %
2025	March	5,001.5	4,855.6	-2.9 %
Total		61,825.1	63,535.0	2.8 %

Fishnish - Lochaline

Contractual Carrying Groups



This Month YoY

7,373

LY: 6,484 (+13.7%)

YoY

131,593

LY: 112,709 (+16.8%)



This Month YoY

4,168

LY: 3,555 (+17.2%)

YoY

60,647

LY: 52,886 (+14.7%)



This Month YoY

25.60

LY: 49.00 (-47.8%)

YoY

3.95K

LY: 3.48K (+13.5%)



This Month YoY

3.47K

LY: 3.13K (+10.8%)

YoY

39.53K

LY: 38.05K (+3.9%)

Passengers				
Year	Month	Last Year	This Year	Variance %
2024	April	8,741	10,014	14.6 %
2024	May	12,611	17,882	41.8 %
2024	June	14,153	13,958	-1.4 %
2024	July	16,428	16,480	0.3 %
2024	August	15,907	19,770	24.3 %
2024	September	9,430	13,142	39.4 %
2024	October	9,337	11,825	26.6 %
2024	November	5,606	6,124	9.2 %
2024	December	4,664	5,984	28.3 %
2025	January	4,556	4,051	-11.1 %
2025	February	4,792	4,990	4.1 %
2025	March	6,484	7,373	13.7 %
Total		112,709	131,593	16.8 %

Cars				
Year	Month	Last Year	This Year	Variance %
2024	April	3,960	4,552	14.9 %
2024	May	5,790	7,880	36.1 %
2024	June	5,966	5,935	-0.5 %
2024	July	6,772	6,581	-2.8 %
2024	August	6,727	8,136	20.9 %
2024	September	4,062	5,977	47.1 %
2024	October	4,640	5,771	24.4 %
2024	November	4,027	3,423	-15.0 %
2024	December	2,352	3,265	38.8 %
2025	January	2,398	2,230	-7.0 %
2025	February	2,637	2,729	3.5 %
2025	March	3,555	4,168	17.2 %
Total		52,886	60,647	14.7 %

Coach Metres				
Year	Month	Last Year	This Year	Variance %
2024	April	132.3	213.6	61.5 %
2024	May	613.3	743.1	21.2 %
2024	June	914.0	643.1	-29.6 %
2024	July	895.0	716.7	-19.9 %
2024	August	219.3	708.8	223.2 %
2024	September	406.3	502.8	23.8 %
2024	October	185.4	349.5	88.5 %
2024	November	20.0	31.0	55.0 %
2024	December	12.0	0.0	-100.0 %
2025	January	18.0	13.0	-27.8 %
2025	February	13.0	0.0	-100.0 %
2025	March	49.0	25.6	-47.8 %
Total		3,477.7	3,947.2	13.5 %

Commercial Vehicle Metres				
Year	Month	Last Year	This Year	Variance %
2024	April	2,116.9	2,933.7	38.6 %
2024	May	3,079.0	3,302.4	7.3 %
2024	June	3,174.0	2,966.1	-6.6 %
2024	July	3,190.0	2,675.6	-16.1 %
2024	August	2,569.3	4,281.3	66.6 %
2024	September	2,078.5	4,349.7	109.3 %
2024	October	2,307.9	3,719.9	61.2 %
2024	November	7,361.1	3,768.7	-48.8 %
2024	December	2,632.1	2,709.9	3.0 %
2025	January	3,344.8	2,682.5	-19.8 %
2025	February	3,071.1	2,673.1	-13.0 %
2025	March	3,128.8	3,465.5	10.8 %
Total		38,053.5	39,528.0	3.9 %

Tobermory - Kilchoan

Contractual Carrying Groups



This Month YoY

1,479

LY: 1,367 (+8.2%)

YoY

44,602

LY: 45,700 (-2.4%)



This Month YoY

494

LY: 271 (+82.3%)

YoY

11,703

LY: 11,437 (+2.3%)



This Month YoY

0.00

LY: 0.00

YoY

78.00

LY: 108.50 (-28.1%)



This Month YoY

53.00

LY: 0.00

YoY

383.20

LY: 62.80 (+510.2%)

Passengers

Year	Month	Last Year	This Year	Variance %
2024	April	5,062	3,924	-22.5 %
2024	May	6,041	6,932	14.7 %
2024	June	6,217	5,671	-8.8 %
2024	July	8,359	8,513	1.8 %
2024	August	9,697	6,452	-33.5 %
2024	September	4,413	5,421	22.8 %
2024	October	1,730	3,016	74.3 %
2024	November	797	1,016	27.5 %
2024	December	527	708	34.3 %
2025	January	541	680	25.7 %
2025	February	949	790	-16.8 %
2025	March	1,367	1,479	8.2 %
Total		45,700	44,602	-2.4 %

Cars

Year	Month	Last Year	This Year	Variance %
2024	April	1,262	932	-26.1 %
2024	May	1,723	1,838	6.7 %
2024	June	1,652	1,600	-3.1 %
2024	July	1,774	1,956	10.3 %
2024	August	2,398	1,402	-41.5 %
2024	September	1,164	1,602	37.6 %
2024	October	358	888	148.0 %
2024	November	212	327	54.2 %
2024	December	167	226	35.3 %
2025	January	182	196	7.7 %
2025	February	274	242	-11.7 %
2025	March	271	494	82.3 %
Total		11,437	11,703	2.3 %

Coach Metres

Year	Month	Last Year	This Year	Variance %
2024	April	22.5	0.0	-100.0 %
2024	May	45.0	21.0	-53.3 %
2024	June	41.0	7.0	-82.9 %
2024	July	0.0	22.0	0.0 %
2024	August	0.0	14.0	0.0 %
2024	September	0.0	14.0	0.0 %
2024	October	0.0	0.0	0.0 %
2024	November	0.0	0.0	0.0 %
2024	December	0.0	0.0	0.0 %
2025	January	0.0	0.0	0.0 %
2025	February	0.0	0.0	0.0 %
2025	March	0.0	0.0	0.0 %
Total		108.5	78.0	-28.1 %

Commercial Vehicle Metres

Year	Month	Last Year	This Year	Variance %
2024	April	8.8	0.0	-100.0 %
2024	May	6.0	41.0	583.3 %
2024	June	10.0	50.0	400.0 %
2024	July	0.0	23.2	0.0 %
2024	August	24.0	66.0	175.0 %
2024	September	0.0	0.0	0.0 %
2024	October	0.0	35.0	0.0 %
2024	November	0.0	0.0	0.0 %
2024	December	14.0	0.0	-100.0 %
2025	January	0.0	22.0	0.0 %
2025	February	0.0	93.0	0.0 %
2025	March	0.0	53.0	0.0 %
Total		62.8	383.2	510.2 %

Fionnphort - Iona

Contractual Carrying Groups



This Month YoY

6,516

LY: 7,233 (-9.9%)

YoY

221,101

LY: 208,463 (+6.1%)



This Month YoY

838

LY: 678 (+23.6%)

YoY

8,349

LY: 8,014 (+4.2%)



This Month YoY

0.00

LY: 0.00

YoY

0.00

LY: 1.00 (-100%)



This Month YoY

467.20

LY: 259.50 (+80%)

YoY

4.94K

LY: 4.72K (+4.6%)

Passengers

Year	Month	Last Year	This Year	Variance %
2024	April	18,597	17,371	-6.6 %
2024	May	29,910	33,349	11.5 %
2024	June	27,709	33,223	19.9 %
2024	July	35,466	39,766	12.1 %
2024	August	41,222	34,657	-15.9 %
2024	September	25,181	31,306	24.3 %
2024	October	12,540	13,273	5.8 %
2024	November	3,641	3,651	0.3 %
2024	December	1,889	2,166	14.7 %
2025	January	2,155	2,751	27.7 %
2025	February	2,920	3,072	5.2 %
2025	March	7,233	6,516	-9.9 %
Total		208,463	221,101	6.1 %

Cars

Year	Month	Last Year	This Year	Variance %
2024	April	676	678	0.3 %
2024	May	765	701	-8.3 %
2024	June	784	648	-17.3 %
2024	July	856	754	-11.9 %
2024	August	816	844	3.4 %
2024	September	758	750	-1.1 %
2024	October	635	651	2.5 %
2024	November	610	672	10.2 %
2024	December	473	533	12.7 %
2025	January	453	610	34.7 %
2025	February	511	670	31.1 %
2025	March	678	838	23.6 %
Total		8,014	8,349	4.2 %

Coach Metres

Year	Month	Last Year	This Year	Variance %
2024	April	0.0	0.0	0.0 %
2024	May	0.0	0.0	0.0 %
2024	June	0.0	0.0	0.0 %
2024	July	0.0	0.0	0.0 %
2024	August	0.0	0.0	0.0 %
2024	September	1.0	0.0	-100.0 %
2024	October	0.0	0.0	0.0 %
2024	November	0.0	0.0	0.0 %
2024	December	0.0	0.0	0.0 %
2025	January	0.0	0.0	0.0 %
2025	February	0.0	0.0	0.0 %
2025	March	0.0	0.0	0.0 %
Total		1.0	0.0	-100.0 %

Commercial Vehicle Metres

Year	Month	Last Year	This Year	Variance %
2024	April	452.6	304.2	-32.8 %
2024	May	677.8	455.0	-32.9 %
2024	June	478.1	636.2	33.1 %
2024	July	922.3	543.1	-41.1 %
2024	August	564.5	578.4	2.5 %
2024	September	304.5	440.3	44.6 %
2024	October	265.5	263.4	-0.8 %
2024	November	241.0	550.5	128.4 %
2024	December	191.0	308.0	61.3 %
2025	January	143.0	184.0	28.7 %
2025	February	220.0	206.0	-6.4 %
2025	March	259.5	467.2	80.0 %
Total		4,719.8	4,936.3	4.6 %



Cars



Oban - Craignure				
Year	Month	Last Year	This Year	Var %
2024	April	11,531	10,819	-6.2 %
2024	May	9,427	12,770	35.5 %
2024	June	11,197	15,092	34.8 %
2024	July	15,360	16,705	8.8 %
2024	August	14,850	16,448	10.8 %
2024	September	14,305	14,364	0.4 %
2024	October	9,133	9,385	2.8 %
2024	November	5,208	4,994	-4.1 %
2024	December	4,738	3,892	-17.9 %
2025	January	3,649	4,354	19.3 %
2025	February	5,369	5,376	0.1 %
2025	March	8,264	6,448	-22.0 %
Total		113,031	120,647	6.7 %


Fishnish - Lochaline				
Year	Month	Last Year	This Year	Var %
2024	April	3,452	3,280	-5.0 %
2024	May	3,329	5,770	73.3 %
2024	June	3,012	4,408	46.3 %
2024	July	3,628	4,782	31.8 %
2024	August	4,557	6,042	32.6 %
2024	September	2,842	4,264	50.0 %
2024	October	3,098	3,930	26.9 %
2024	November	1,701	2,280	34.0 %
2024	December	1,589	2,258	42.1 %
2025	January	1,535	1,404	-8.5 %
2025	February	1,716	1,848	7.7 %
2025	March	2,334	2,845	21.9 %
Total		32,793	43,111	31.5 %

Tobermory - Kilchoan				
Year	Month	Last Year	This Year	Var %
2024	April	1,034	718	-30.6 %
2024	May	1,053	1,337	27.0 %
2024	June	918	1,207	31.5 %
2024	July	1,240	1,530	23.4 %
2024	August	1,728	1,057	-38.8 %
2024	September	781	1,146	46.7 %
2024	October	194	707	264.4 %
2024	November	122	276	126.2 %
2024	December	126	189	50.0 %
2025	January	156	177	13.5 %
2025	February	251	214	-14.7 %
2025	March	226	395	74.8 %
Total		7,829	8,953	14.4 %

Fionnphort - Iona				
Year	Month	Last Year	This Year	Var %
2024	April	454	76	-83.3 %
2024	May	243	106	-56.4 %
2024	June	40	85	112.5 %
2024	July	101	202	100.0 %
2024	August	105	379	261.0 %
2024	September	48	350	629.2 %
2024	October	49	263	436.7 %
2024	November	25	298	1092.0 %
2024	December	48	262	445.8 %
2025	January	79	375	374.7 %
2025	February	87	345	296.6 %
2025	March	74	465	528.4 %
Total		1,353	3,206	137.0 %



LGVs



Oban - Craignure

Year	Month	Last Year	This Year	Var %
2024	April	1,648	1,190	-27.8 %
2024	May	1,194	1,067	-10.6 %
2024	June	948	1,230	29.7 %
2024	July	1,010	1,255	24.3 %
2024	August	1,159	1,206	4.1 %
2024	September	1,179	1,170	-0.8 %
2024	October	1,030	1,194	15.9 %
2024	November	867	916	5.7 %
2024	December	807	635	-21.3 %
2025	January	686	885	29.0 %
2025	February	1,045	982	-6.0 %
2025	March	1,258	1,103	-12.3 %
Total		12,831	12,833	0.0 %

Fishnish - Lochaline

Year	Month	Last Year	This Year	Var %
2024	April	218	458	110.1 %
2024	May	229	907	296.1 %
2024	June	255	650	154.9 %
2024	July	217	902	315.7 %
2024	August	378	936	147.6 %
2024	September	291	711	144.3 %
2024	October	444	886	99.5 %
2024	November	402	824	105.0 %
2024	December	268	771	187.7 %
2025	January	495	698	41.0 %
2025	February	429	719	67.6 %
2025	March	423	876	107.1 %
Total		4,049	9,338	130.6 %

Tobermory - Kilchoan


Year	Month	Last Year	This Year	Var %
2024	April	34	21	-38.2 %
2024	May	14	36	157.1 %
2024	June	16	47	193.8 %
2024	July	9	41	355.6 %
2024	August	50	25	-50.0 %
2024	September	30	42	40.0 %
2024	October	12	33	175.0 %
2024	November	2	15	650.0 %
2024	December	10	10	0.0 %
2025	January	3	10	233.3 %
2025	February	2	15	650.0 %
2025	March	3	44	1366.7 %
Total		185	339	83.2 %

Fionnphort - Iona

Year	Month	Last Year	This Year	Var %
2024	April	215	45	-79.1 %
2024	May	119	29	-75.6 %
2024	June	17	33	94.1 %
2024	July	25	52	108.0 %
2024	August	50	144	188.0 %
2024	September	34	162	376.5 %
2024	October	32	96	200.0 %
2024	November	28	242	764.3 %
2024	December	59	160	171.2 %
2025	January	45	193	328.9 %
2025	February	59	250	323.7 %
2025	March	36	308	755.6 %
Total		719	1,714	138.4 %



Motorhomes



Oban - Craignure				
Year	Month	Last Year	This Year	Var %
2024	April	1,057	1,274	20.5 %
2024	May	1,088	1,885	73.3 %
2024	June	1,255	1,824	45.3 %
2024	July	1,363	1,840	35.0 %
2024	August	1,624	1,797	10.7 %
2024	September	1,663	1,928	15.9 %
2024	October	785	887	13.0 %
2024	November	196	237	20.9 %
2024	December	141	137	-2.8 %
2025	January	103	129	25.2 %
2025	February	178	184	3.4 %
2025	March	523	341	-34.8 %
Total		9,976	12,463	24.9 %

Fishnish - Lochaline				
Year	Month	Last Year	This Year	Var %
2024	April	185	368	98.9 %
2024	May	263	948	260.5 %
2024	June	291	541	85.9 %
2024	July	255	567	122.4 %
2024	August	439	738	68.1 %
2024	September	294	557	89.5 %
2024	October	203	407	100.5 %
2024	November	51	80	56.9 %
2024	December	19	54	184.2 %
2025	January	28	25	-10.7 %
2025	February	37	57	54.1 %
2025	March	103	142	37.9 %
Total		2,168	4,484	106.8 %

Tobermory - Kilchoan				
Year	Month	Last Year	This Year	Var %
2024	April	185	129	-30.3 %
2024	May	235	394	67.7 %
2024	June	185	283	53.0 %
2024	July	233	290	24.5 %
2024	August	334	237	-29.0 %
2024	September	165	312	89.1 %
2024	October	25	108	332.0 %
2024	November	16	11	-31.3 %
2024	December	3	9	200.0 %
2025	January	2	2	0.0 %
2025	February	2	10	400.0 %
2025	March	17	31	82.4 %
Total		1,402	1,816	29.5 %

Fionnphort - Iona				
Year	Month	Last Year	This Year	Var %
2024	April	0	0	0.0 %
2024	May	1	0	-100.0 %
2024	June	0	0	0.0 %
2024	July	0	0	0.0 %
2024	August	0	2	0.0 %
2024	September	0	3	0.0 %
2024	October	0	4	0.0 %
2024	November	0	4	0.0 %
2024	December	0	2	0.0 %
2025	January	0	4	0.0 %
2025	February	0	3	0.0 %
2025	March	0	4	0.0 %
Total		1	26	2500.0 %




Reliability & Punctuality



Reliability

Route		Fionnphort - Iona		Fishnish - Lochaline		Oban - Craignure		Tobermory - Kilchoan	
Year	Month	Contractual	Actual	Contractual	Actual	Contractual	Actual	Contractual	Actual
2024	April	98.9%	94.7%	99.8%	99.8%	100.0%	95.0%	100.0%	93.6%
	May	99.6%	99.6%	99.8%	99.8%	100.0%	96.8%	100.0%	98.6%
	June	100.0%	98.5%	99.7%	99.2%	99.0%	98.5%	99.5%	99.5%
	July	100.0%	100.0%	100.0%	100.0%	99.7%	98.1%	99.5%	98.1%
	August	99.8%	97.9%	100.0%	100.0%	99.7%	95.2%	99.5%	92.8%
	September	100.0%	98.9%	99.2%	99.2%	99.7%	97.3%	100.0%	95.0%
	October	99.7%	89.8%	97.2%	96.1%	100.0%	90.1%	100.0%	95.2%
	November	100.0%	94.0%	99.7%	98.3%	99.4%	92.0%	100.0%	96.5%
	December	99.5%	77.5%	99.6%	93.8%	83.7%	68.3%	100.0%	89.0%
2025	January	99.1%	81.7%	100.0%	95.5%	99.4%	95.1%	97.6%	92.9%
	February	100.0%	89.9%	99.6%	98.2%	100.0%	94.7%	100.0%	86.3%
	March	100.0%	96.8%	100.0%	100.0%	98.3%	95.9%	100.0%	95.1%
Total		99.7%	94.9%	99.6%	98.5%	98.5%	93.7%	99.7%	95.2%



Punctuality

Route		Fionnphort - Iona		Fishnish - Lochaline		Oban - Craignure		Tobermory - Kilchoan	
Year	Month	Contractual	Actual	Contractual	Actual	Contractual	Actual	Contractual	Actual
2024	April	100.0%	97.8%	99.7%	98.4%	98.4%	87.8%	100.0%	99.2%
	May	99.9%	97.6%	99.4%	97.3%	98.5%	86.4%	93.9%	88.6%
	June	100.0%	96.1%	100.0%	99.7%	99.0%	89.4%	99.2%	95.5%
	July	100.0%	96.6%	99.6%	98.4%	99.7%	95.5%	99.8%	99.0%
	August	100.0%	97.0%	99.3%	95.9%	98.7%	87.3%	99.7%	98.7%
	September	99.9%	97.4%	99.4%	91.2%	98.6%	90.9%	100.0%	98.4%
	October	100.0%	97.8%	100.0%	99.7%	98.6%	85.3%	100.0%	99.1%
	November	99.8%	97.4%	99.8%	99.1%	98.5%	92.2%	98.2%	91.0%
	December	99.7%	85.8%	99.8%	98.3%	99.6%	42.0%	97.9%	94.5%
2025	January	100.0%	94.8%	100.0%	99.6%	98.8%	80.4%	100.0%	98.7%
	February	99.7%	91.9%	99.4%	97.2%	99.4%	93.0%	100.0%	100.0%
	March	98.2%	91.2%	99.8%	99.4%	99.6%	87.1%	100.0%	98.5%
Total		99.8%	96.0%	99.7%	97.7%	98.9%	86.6%	99.0%	96.7%



Reliability & Punctuality Summary

Summary of Scheduled, Operated, Cancelled & Diverted Sailings by Route and Leg

Year	Month	Route	Leg	Operated Sailings	Scheduled Sailings	Additional Sailings	Cancelled Sailings	Diverted Sailings
2025	March	Fionnphort - Iona	Fionnphort-Iona	260	256	15	8	0
2025	March	Fionnphort - Iona	Iona-Fionnphort	270	268	14	9	0
2025	March	Fishnish - Lochaline	Fishnish-Lochaline	319	316	3	0	0
2025	March	Fishnish - Lochaline	Lochaline-Fishnish	319	316	3	0	0
2025	March	Oban - Craginure	Craginure-Oban	140	146	1	7	0
2025	March	Oban - Craginure	Oban-Craginure	142	145	2	5	0
2025	March	Tobermory - Kilchoan	Kilchoan-Tobermory	98	103	0	5	0
2025	March	Tobermory - Kilchoan	Tobermory-Kilchoan	98	103	0	5	0
Total				1,646	1,653	38	39	0

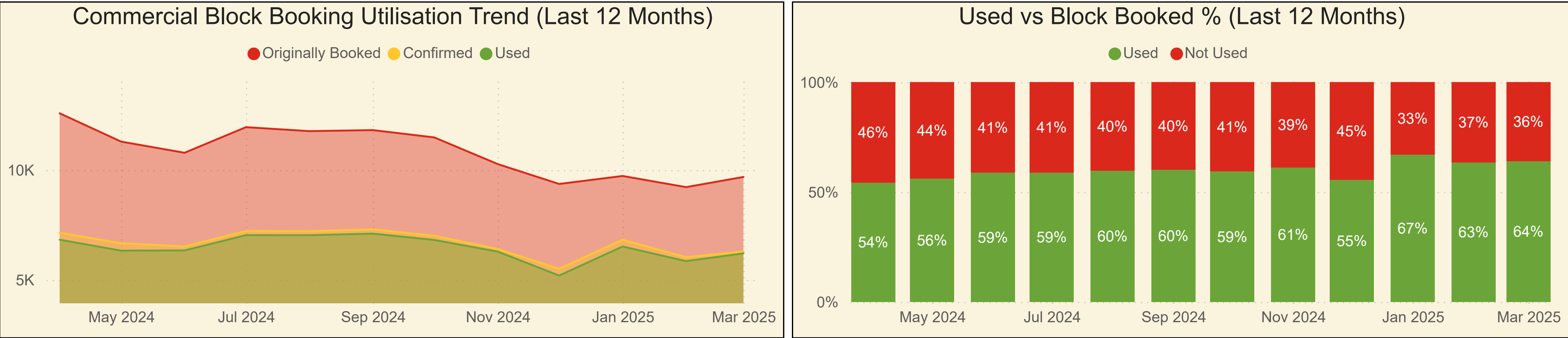
Summary of Cancellations, Lateness & Relief Events by Route and Leg

Year	Month	Route	Leg	Cancelled Sailings	Cancelled (Relief)	Cancelled (No Relief)	On Time	Level 1 Late	Level 1 (Relief)	Level 1 (No Relief)	Level 2 Late	Level 2 (Relief)	Level 2 (No Relief)
2025	March	Fionnphort - Iona	Fionnphort-Iona	8	8	0	220	5	2	3	20	15	5
2025	March	Fionnphort - Iona	Iona-Fionnphort	9	9	0	238	2	2	0	17	16	1
2025	March	Fishnish - Lochaline	Fishnish-Lochaline	0	0	0	313	3	3	0	0	0	0
2025	March	Fishnish - Lochaline	Lochaline-Fishnish	0	0	0	315	1	0	1	0	0	0
2025	March	Oban - Craginure	Craginure-Oban	7	4	3	119	14	14	0	6	6	0
2025	March	Oban - Craginure	Oban-Craginure	5	3	2	124	9	8	1	7	7	0
2025	March	Tobermory - Kilchoan	Kilchoan-Tobermory	5	5	0	96	1	1	0	1	1	0
2025	March	Tobermory - Kilchoan	Tobermory-Kilchoan	5	5	0	97	0	0	0	1	1	0
Total				39	34	5	1,522	35	30	5	52	46	6



Block Booked vs Utilised

Route Name	Month Year	Originally Booked	Booked 24hrs Prior	Confirmed	No Show	Used	Confirmed vs Block Booked	Used vs Confirmed	Used vs Block Booked
Oban - Craignure	Apr-2024	12,585	8,323	7,146	316	6,830	57%	96%	54%
Oban - Craignure	May-2024	11,296	7,656	6,668	335	6,334	59%	95%	56%
Oban - Craignure	Jun-2024	10,787	7,441	6,523	183	6,341	60%	97%	59%
Oban - Craignure	Jul-2024	11,953	8,477	7,225	188	7,037	60%	97%	59%
Oban - Craignure	Aug-2024	11,772	8,328	7,216	181	7,035	61%	97%	60%
Oban - Craignure	Sep-2024	11,819	8,577	7,301	194	7,107	62%	97%	60%
Oban - Craignure	Oct-2024	11,486	7,687	7,008	190	6,818	61%	97%	59%
Oban - Craignure	Nov-2024	10,272	8,015	6,408	120	6,288	62%	98%	61%
Oban - Craignure	Dec-2024	9,367	6,867	5,505	307	5,198	59%	94%	55%
Oban - Craignure	Jan-2025	9,731	8,059	6,826	305	6,521	70%	96%	67%
Oban - Craignure	Feb-2025	9,223	7,417	6,033	179	5,854	65%	97%	63%
Oban - Craignure	Mar-2025	9,686	7,932	6,295	88	6,207	65%	99%	64%
Total		129,976	94,779	80,155	2,585	77,570	62%	97%	60%



Note: This report shows block bookings made by block booking customers for any commercial vehicle over 6 metres in length or any LGV that consumes High Lane Metreage. It does not include any bookings on sailings that were cancelled by CalMac. High Lane Metreage refers to deck meterage for high vehicles such as Commercials or LGVs.