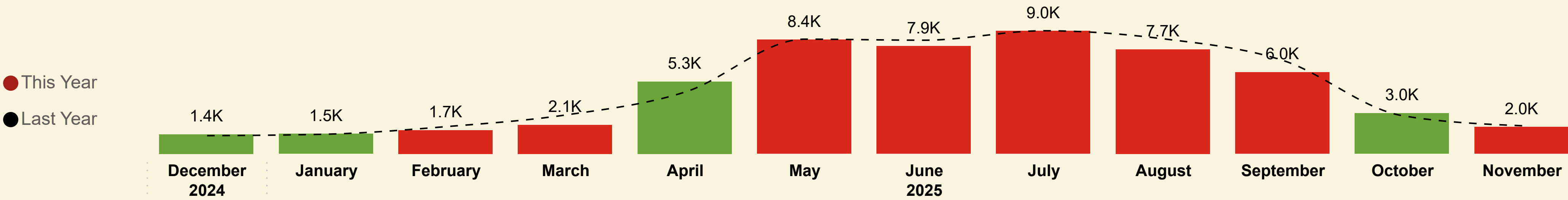




Shipped Passengers

Ardmhor (Barra) - Eriskay



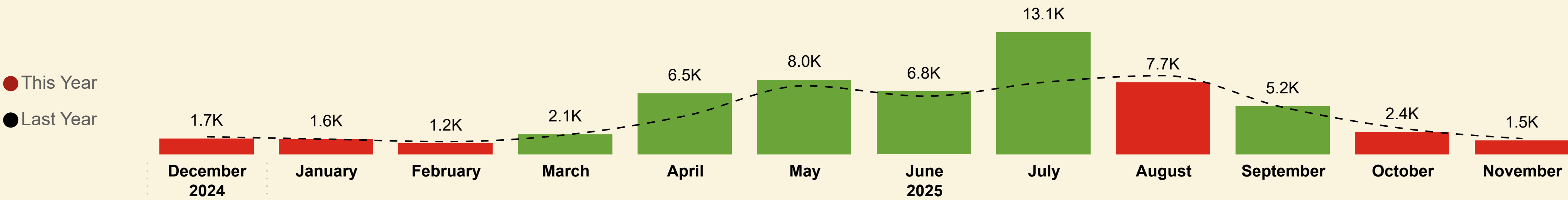
This Month YoY

1,971
LY: 2,060 (-4.32%)

YoY

55,983
LY: 58,112 (-3.7%)

Oban - Castlebay/Lochboisdale



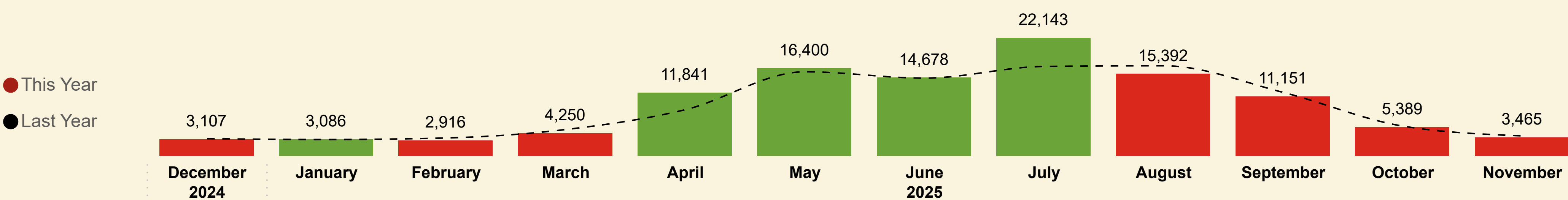
This Month YoY

1,494
LY: 1,681 (-11.12%)

YoY

57,835
LY: 50,345 (+14.9%)

Barra Total



This Month YoY

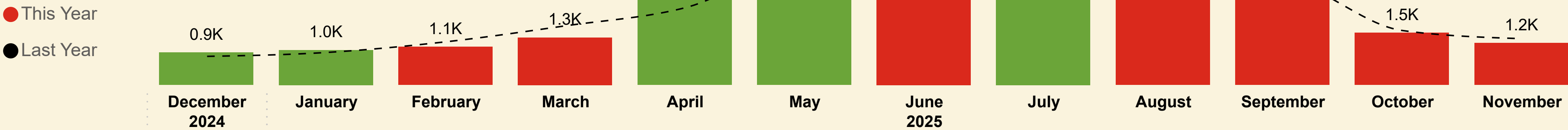
3,465
LY: 3,741 (-7.38%)

YoY

113,818
LY: 108,457 (+4.9%)

Shipped Cars

Ardmhor (Barra) - Eriskay



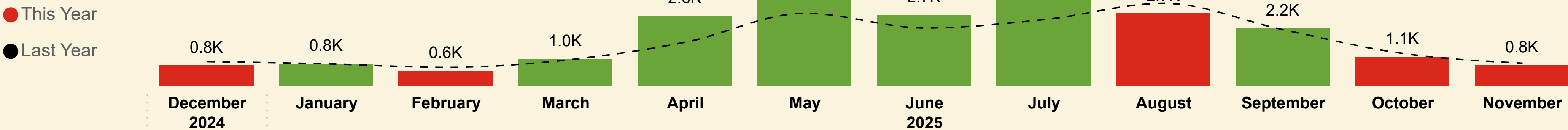
This Month YoY

1,173
LY: 1,295 (-9.42%)

YoY

24,430
LY: 25,553 (-4.4%)

Oban - Castlebay/Lochboisdale




This Month YoY

778
LY: 859 (-9.43%)

YoY

23,017
LY: 19,803 (+16.2%)

Barra Total



This Month YoY

1,951
LY: 2,154 (-9.42%)

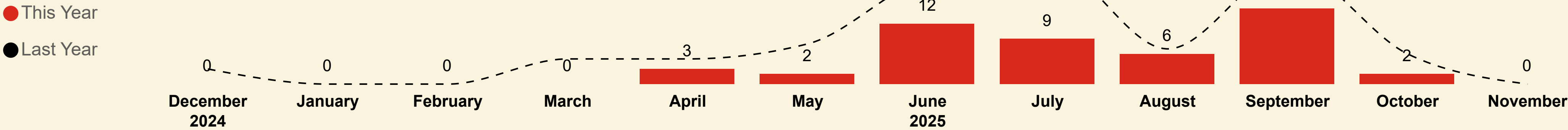
YoY

47,447
LY: 45,356 (+4.6%)



Shipped Coaches

Ardmhor (Barra) - Eriskay



This Month YoY

0

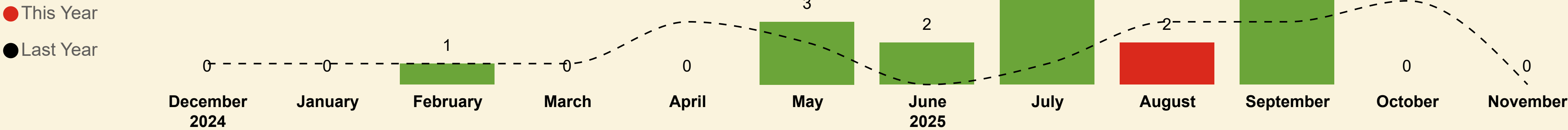
LY: 0

YoY

49

LY: 102 (-52%)

Oban - Castlebay/Lochboisdale



This Month YoY

0

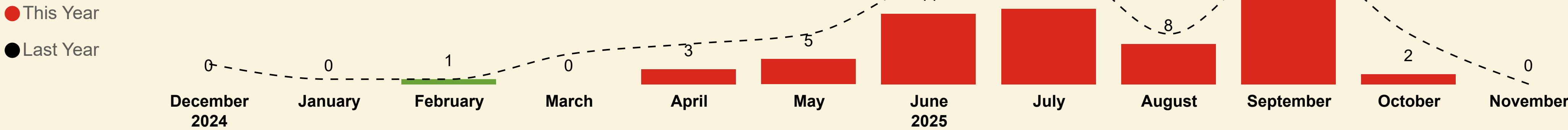
LY: 0

YoY

20

LY: 20 (+0%)

Barra Total



This Month YoY

0

LY: 0

YoY

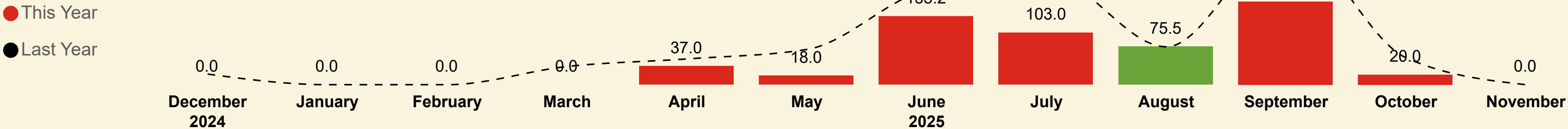
69

LY: 122 (-43.4%)



Shipped Coach Metres

Ardmhor (Barra) - Eriskay



This Month YoY

0.0

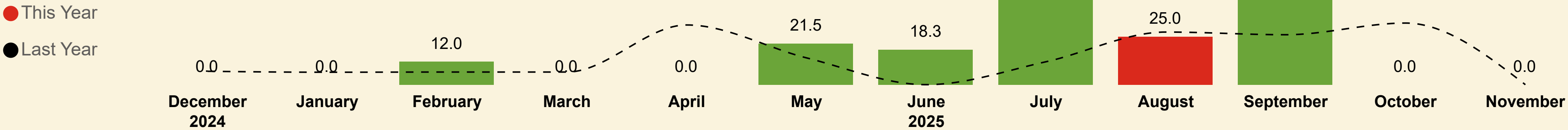
LY: 0.0

YoY

553.1

LY: 994.0 (-44.4%)

Oban - Castlebay/Lochboisdale



This Month YoY

0.0

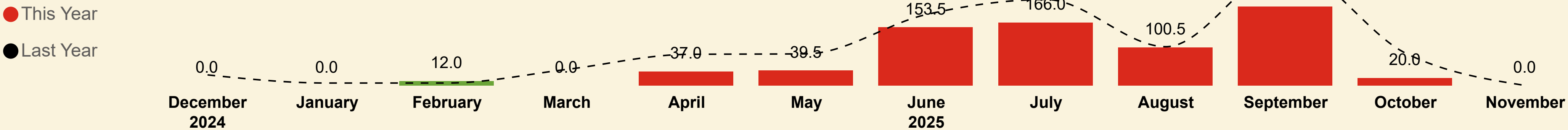
LY: 0.0

YoY

184.1

LY: 169.7 (+8.5%)

Barra Total



This Month YoY

0.0

LY: 0.0

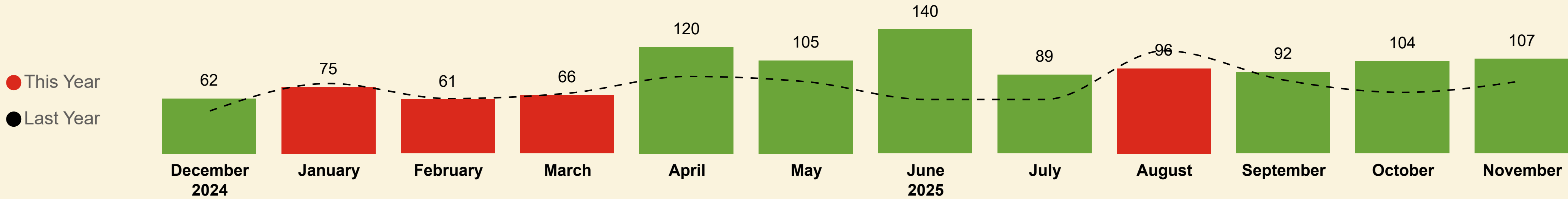
YoY

737.2

LY: 1.2K (-36.7%)

Shipped Commercial Vehicles

Ardmhor (Barra) - Eriskay



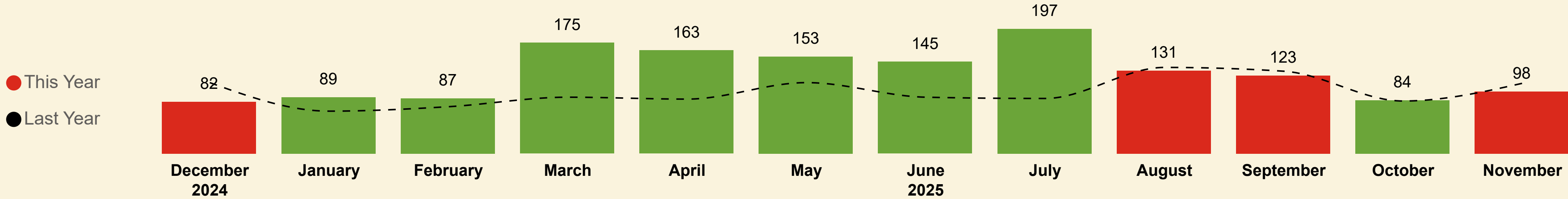
This Month YoY

107
LY: 82 (+30.5%)

YoY

1,117
LY: 897 (+24.5%)

Oban - Castlebay/Lochboisdale



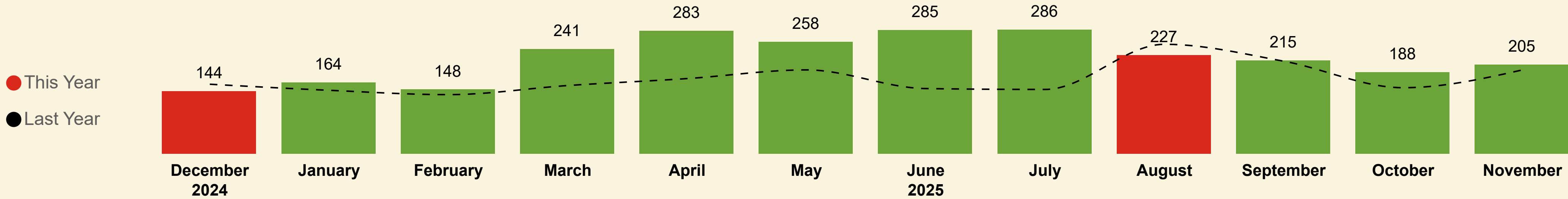
This Month YoY

98
LY: 111 (-11.7%)

YoY

1,527
LY: 1,176 (+29.8%)

Barra Total



This Month YoY

205
LY: 193 (+6.2%)

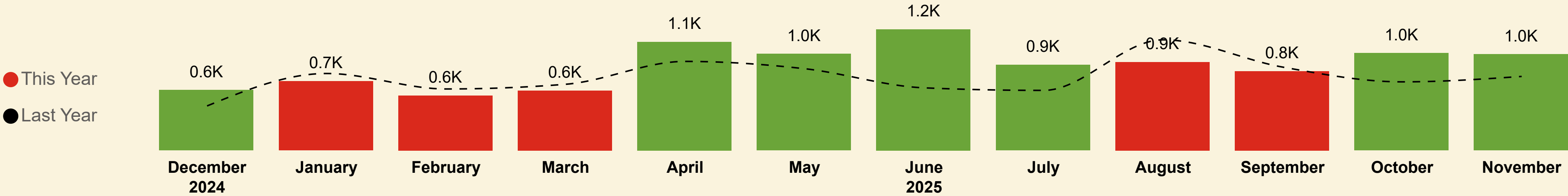
YoY

2,644
LY: 2,073 (+27.5%)



Shipped Commercial Vehicle Metres

Ardmhor (Barra) - Eriskay



This Month YoY

983.0

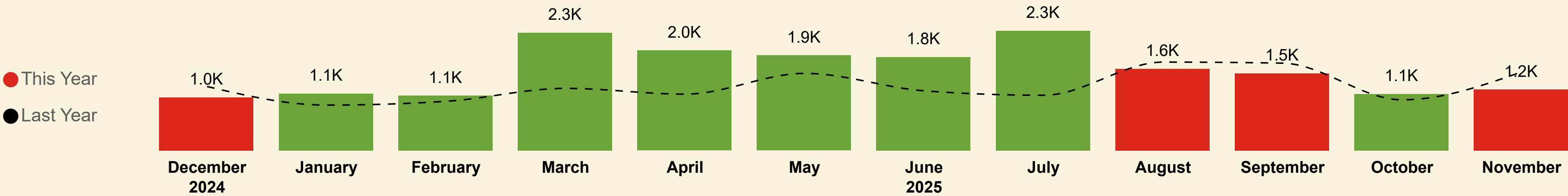
LY: 756.0 (+30%)

YoY

10.4K

LY: 9.0K (+15.8%)

Oban - Castlebay/Lochboisdale



This Month YoY

1.2K

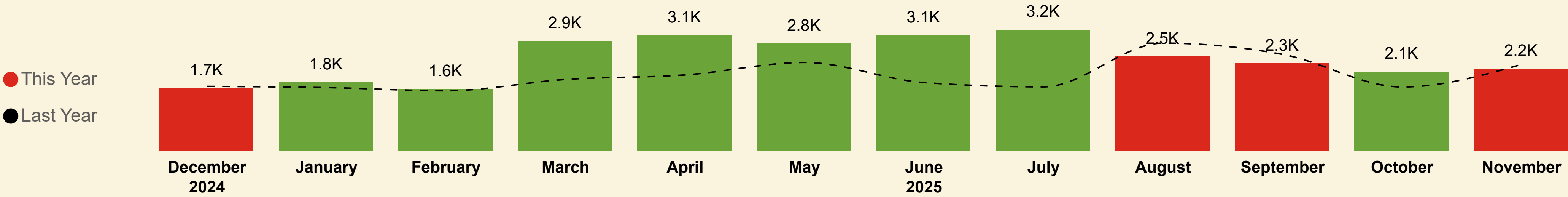
LY: 1.5K (-22.5%)

YoY

18.9K

LY: 15.1K (+24.9%)

Barra Total



This Month YoY

2.2K

LY: 2.3K (-5.2%)

YoY

29.3K

LY: 24.1K (+21.5%)

Barra Total

Contractual Carrying Groups



This Month YoY

3,465

LY: 3,741 (-7.4%)

YoY

113,818

LY: 108,457 (+4.9%)



This Month YoY

1,951

LY: 2,154 (-9.4%)

YoY

47,447

LY: 45,356 (+4.6%)



This Month YoY

0.0

LY: 0.0

YoY

737.2

LY: 1.2K (-36.7%)



This Month YoY

2.2K

LY: 2.3K (-5.2%)

YoY

29.3K

LY: 24.1K (+21.5%)

Passengers

Year	Month	Last Year	This Year	Variance %
2024	December	3,212	3,107	-3.3 %
2025	January	3,062	3,086	0.8 %
2025	February	3,353	2,916	-13.0 %
2025	March	4,938	4,250	-13.9 %
2025	April	8,665	11,841	36.7 %
2025	May	15,770	16,400	4.0 %
2025	June	14,584	14,678	0.6 %
2025	July	16,772	22,143	32.0 %
2025	August	16,894	15,392	-8.9 %
2025	September	11,892	11,151	-6.2 %
2025	October	5,574	5,389	-3.3 %
2025	November	3,741	3,465	-7.4 %
Total		108,457	113,818	4.9 %

Cars

Year	Month	Last Year	This Year	Variance %
2024	December	1,722	1,685	-2.1 %
2025	January	1,744	1,814	4.0 %
2025	February	1,912	1,632	-14.6 %
2025	March	2,631	2,333	-11.3 %
2025	April	3,810	5,086	33.5 %
2025	May	6,098	6,694	9.8 %
2025	June	5,369	5,633	4.9 %
2025	July	5,831	7,797	33.7 %
2025	August	6,277	5,563	-11.4 %
2025	September	5,061	4,703	-7.1 %
2025	October	2,747	2,556	-7.0 %
2025	November	2,154	1,951	-9.4 %
Total		45,356	47,447	4.6 %

Coach Metres

Year	Month	Last Year	This Year	Variance %
2024	December	28.0	0.0	-100.0 %
2025	January	6.5	0.0	-100.0 %
2025	February	6.6	12.0	81.8 %
2025	March	42.6	0.0	-100.0 %
2025	April	82.2	37.0	-55.0 %
2025	May	83.7	39.5	-52.8 %
2025	June	187.5	153.5	-18.1 %
2025	July	227.0	166.0	-26.9 %
2025	August	102.5	100.5	-2.0 %
2025	September	311.6	208.7	-33.0 %
2025	October	85.5	20.0	-76.6 %
2025	November	0.0	0.0	0.0 %
Total		1,163.7	737.2	-36.7 %

Commercial Vehicle Metres

Year	Month	Last Year	This Year	Variance %
2024	December	1,706.6	1,657.4	-2.9 %
2025	January	1,674.4	1,819.8	8.7 %
2025	February	1,590.1	1,634.0	2.8 %
2025	March	1,891.6	2,914.5	54.1 %
2025	April	2,012.0	3,067.9	52.5 %
2025	May	2,343.6	2,846.8	21.5 %
2025	June	1,807.6	3,066.3	69.6 %
2025	July	1,694.4	3,218.1	89.9 %
2025	August	2,859.6	2,501.1	-12.5 %
2025	September	2,560.3	2,317.9	-9.5 %
2025	October	1,691.8	2,098.0	24.0 %
2025	November	2,293.3	2,174.6	-5.2 %
Total		24,125.3	29,316.4	21.5 %

Ardmhor (Barra) - Eriskay

Contractual Carrying Groups



This Month YoY

1,971

LY: 2,060 (-4.3%)

YoY

55,983

LY: 58,112 (-3.7%)



This Month YoY

1,173

LY: 1,295 (-9.4%)

YoY

24,430

LY: 25,553 (-4.4%)



This Month YoY

0.0

LY: 0.0

YoY

553.1

LY: 994.0 (-44.4%)



This Month YoY

983.0

LY: 756.0 (+30%)

YoY

10.4K

LY: 9.0K (+15.8%)

Passengers

Year	Month	Last Year	This Year	Variance %
2024	December	1,331	1,426	7.1 %
2025	January	1,441	1,470	2.0 %
2025	February	1,996	1,732	-13.2 %
2025	March	2,852	2,126	-25.5 %
2025	April	4,541	5,302	16.8 %
2025	May	8,418	8,380	-0.5 %
2025	June	8,344	7,910	-5.2 %
2025	July	9,036	9,020	-0.2 %
2025	August	8,443	7,672	-9.1 %
2025	September	6,853	5,992	-12.6 %
2025	October	2,797	2,982	6.6 %
2025	November	2,060	1,971	-4.3 %
Total		58,112	55,983	-3.7 %

Cars

Year	Month	Last Year	This Year	Variance %
2024	December	801	909	13.5 %
2025	January	910	976	7.3 %
2025	February	1,209	1,067	-11.7 %
2025	March	1,656	1,325	-20.0 %
2025	April	2,162	2,454	13.5 %
2025	May	3,362	3,390	0.8 %
2025	June	3,187	2,971	-6.8 %
2025	July	3,334	3,339	0.1 %
2025	August	3,168	2,837	-10.4 %
2025	September	2,947	2,529	-14.2 %
2025	October	1,522	1,460	-4.1 %
2025	November	1,295	1,173	-9.4 %
Total		25,553	24,430	-4.4 %

Coach Metres

Year	Month	Last Year	This Year	Variance %
2024	December	21.0	0.0	-100.0 %
2025	January	0.0	0.0	0.0 %
2025	February	0.0	0.0	0.0 %
2025	March	36.0	0.0	-100.0 %
2025	April	51.0	37.0	-27.5 %
2025	May	69.7	18.0	-74.2 %
2025	June	187.5	135.2	-27.9 %
2025	July	215.0	103.0	-52.1 %
2025	August	75.0	75.5	0.7 %
2025	September	285.5	164.4	-42.4 %
2025	October	53.3	20.0	-62.5 %
2025	November	0.0	0.0	0.0 %
Total		994.0	553.1	-44.4 %

Commercial Vehicle Metres

Year	Month	Last Year	This Year	Variance %
2024	December	454.5	617.5	35.9 %
2025	January	786.0	707.5	-10.0 %
2025	February	628.0	561.7	-10.6 %
2025	March	676.0	611.9	-9.5 %
2025	April	909.5	1,109.7	22.0 %
2025	May	835.0	985.8	18.1 %
2025	June	639.5	1,237.3	93.5 %
2025	July	613.5	874.7	42.6 %
2025	August	1,130.2	904.0	-20.0 %
2025	September	851.5	809.8	-4.9 %
2025	October	700.6	994.1	41.9 %
2025	November	756.0	983.0	30.0 %
Total		8,980.3	10,397.0	15.8 %

Oban - Castlebay/Lochboisdale

Contractual Carrying Groups



This Month YoY

1,494

LY: 1,681 (-11.1%)

YoY

57,835

LY: 50,345 (+14.9%)



This Month YoY

778

LY: 859 (-9.4%)

YoY

23,017

LY: 19,803 (+16.2%)



This Month YoY

0.0

LY: 0.0

YoY

184.1

LY: 169.7 (+8.5%)



This Month YoY

1.2K

LY: 1.5K (-22.5%)

YoY

18.9K

LY: 15.1K (+24.9%)

Passengers

Year	Month	Last Year	This Year	Variance %
2024	December	1,881	1,681	-10.6 %
2025	January	1,621	1,616	-0.3 %
2025	February	1,357	1,184	-12.7 %
2025	March	2,086	2,124	1.8 %
2025	April	4,124	6,539	58.6 %
2025	May	7,352	8,020	9.1 %
2025	June	6,240	6,768	8.5 %
2025	July	7,736	13,123	69.6 %
2025	August	8,451	7,720	-8.6 %
2025	September	5,039	5,159	2.4 %
2025	October	2,777	2,407	-13.3 %
2025	November	1,681	1,494	-11.1 %
Total		50,345	57,835	14.9 %

Cars

Year	Month	Last Year	This Year	Variance %
2024	December	921	776	-15.7 %
2025	January	834	838	0.5 %
2025	February	703	565	-19.6 %
2025	March	975	1,008	3.4 %
2025	April	1,648	2,632	59.7 %
2025	May	2,736	3,304	20.8 %
2025	June	2,182	2,662	22.0 %
2025	July	2,497	4,458	78.5 %
2025	August	3,109	2,726	-12.3 %
2025	September	2,114	2,174	2.8 %
2025	October	1,225	1,096	-10.5 %
2025	November	859	778	-9.4 %
Total		19,803	23,017	16.2 %

Coach Metres

Year	Month	Last Year	This Year	Variance %
2024	December	7.0	0.0	-100.0 %
2025	January	6.5	0.0	-100.0 %
2025	February	6.6	12.0	81.8 %
2025	March	6.6	0.0	-100.0 %
2025	April	31.2	0.0	-100.0 %
2025	May	14.0	21.5	53.6 %
2025	June	0.0	18.3	0.0 %
2025	July	12.0	63.0	425.0 %
2025	August	27.5	25.0	-9.1 %
2025	September	26.1	44.3	69.7 %
2025	October	32.2	0.0	-100.0 %
2025	November	0.0	0.0	0.0 %
Total		169.7	184.1	8.5 %

Commercial Vehicle Metres

Year	Month	Last Year	This Year	Variance %
2024	December	1,252.1	1,039.9	-16.9 %
2025	January	888.4	1,112.3	25.2 %
2025	February	962.1	1,072.3	11.5 %
2025	March	1,215.6	2,302.6	89.4 %
2025	April	1,102.5	1,958.2	77.6 %
2025	May	1,508.6	1,861.0	23.4 %
2025	June	1,168.1	1,829.0	56.6 %
2025	July	1,080.9	2,343.4	116.8 %
2025	August	1,729.4	1,597.1	-7.7 %
2025	September	1,708.8	1,508.1	-11.7 %
2025	October	991.2	1,103.9	11.4 %
2025	November	1,537.3	1,191.6	-22.5 %
Total		15,145.0	18,919.4	24.9 %



Cars



Ardmhor (Barra) - Eriskay				
Year	Month	Last Year	This Year	Var %
2024	December	355	360	1.4 %
2025	January	466	616	32.2 %
2025	February	527	700	32.8 %
2025	March	761	866	13.8 %
2025	April	1,158	1,536	32.6 %
2025	May	1,292	1,908	47.7 %
2025	June	1,528	1,869	22.3 %
2025	July	1,592	2,150	35.1 %
2025	August	1,939	1,806	-6.9 %
2025	September	1,389	1,410	1.5 %
2025	October	822	1,021	24.2 %
2025	November	672	878	30.7 %
Total		12,501	15,120	21.0 %

Oban - Castlebay/Lochboisdale				
Year	Month	Last Year	This Year	Var %
2024	December	741	627	-15.4 %
2025	January	688	619	-10.0 %
2025	February	519	415	-20.0 %
2025	March	727	732	0.7 %
2025	April	1,223	1,855	51.7 %
2025	May	1,792	2,109	17.7 %
2025	June	1,664	1,819	9.3 %
2025	July	2,030	3,362	65.6 %
2025	August	2,179	1,889	-13.3 %
2025	September	1,410	1,491	5.7 %
2025	October	896	822	-8.3 %
2025	November	615	570	-7.3 %
Total		14,484	16,310	12.6 %



LGVs



Ardmhor (Barra) - Eriskay				
Year	Month	Last Year	This Year	Var %
2024	December	119	99	-16.8 %
2025	January	138	178	29.0 %
2025	February	158	203	28.5 %
2025	March	218	248	13.8 %
2025	April	203	279	37.4 %
2025	May	165	228	38.2 %
2025	June	167	234	40.1 %
2025	July	185	266	43.8 %
2025	August	211	288	36.5 %
2025	September	211	222	5.2 %
2025	October	151	247	63.6 %
2025	November	158	265	67.7 %
Total		2,084	2,757	32.3 %

Oban - Castlebay/Lochboisdale				
Year	Month	Last Year	This Year	Var %
2024	December	86	98	14.0 %
2025	January	79	123	55.7 %
2025	February	88	81	-8.0 %
2025	March	109	141	29.4 %
2025	April	139	233	67.6 %
2025	May	194	200	3.1 %
2025	June	153	168	9.8 %
2025	July	160	238	48.8 %
2025	August	144	176	22.2 %
2025	September	183	134	-26.8 %
2025	October	126	107	-15.1 %
2025	November	135	116	-14.1 %
Total		1,596	1,815	13.7 %



Motorhomes



Ardmhor (Barra) - Eriskay				
Year	Month	Last Year	This Year	Var %
2024	December	3	10	233.3 %
2025	January	13	4	-69.2 %
2025	February	8	11	37.5 %
2025	March	51	38	-25.5 %
2025	April	212	322	51.9 %
2025	May	513	775	51.1 %
2025	June	415	544	31.1 %
2025	July	358	470	31.3 %
2025	August	390	393	0.8 %
2025	September	416	419	0.7 %
2025	October	69	115	66.7 %
2025	November	18	11	-38.9 %
Total		2,466	3,112	26.2 %

Oban - Castlebay/Lochboisdale				
Year	Month	Last Year	This Year	Var %
2024	December	11	7	-36.4 %
2025	January	17	10	-41.2 %
2025	February	15	12	-20.0 %
2025	March	49	52	6.1 %
2025	April	245	418	70.6 %
2025	May	697	791	13.5 %
2025	June	459	529	15.3 %
2025	July	416	579	39.2 %
2025	August	449	425	-5.3 %
2025	September	385	428	11.2 %
2025	October	80	96	20.0 %
2025	November	23	19	-17.4 %
Total		2,846	3,366	18.3 %




Reliability & Punctuality



Reliability

Route		Ardmhor (Barra) - Eriskay		Oban - Castlebay/Lochboisdale	
Year	Month	Contractual	Actual	Contractual	Actual
2024	December	99.6%	77.1%	100.0%	84.1%
2025	January	98.5%	88.8%	100.0%	81.3%
	February	99.2%	75.8%	85.5%	47.4%
	March	89.8%	82.7%	100.0%	55.7%
	April	100.0%	99.3%	100.0%	98.9%
	May	100.0%	98.1%	96.7%	90.0%
	June	100.0%	95.2%	94.9%	92.3%
	July	100.0%	100.0%	100.0%	100.0%
	August	99.4%	88.3%	100.0%	93.5%
	September	100.0%	81.9%	100.0%	90.0%
	October	100.0%	88.6%	100.0%	75.0%
	November	100.0%	91.9%	95.8%	69.0%
Total		98.9%	89.3%	97.7%	81.9%



Punctuality

Route		Ardmhor (Barra) - Eriskay		Oban - Castlebay/Lochboisdale	
Year	Month	Contractual	Actual	Contractual	Actual
2024	December	99.5%	97.5%	94.6%	70.3%
2025	January	99.6%	98.3%	96.9%	75.4%
	February	100.0%	97.9%	88.9%	55.6%
	March	99.6%	97.4%	100.0%	55.1%
	April	99.7%	98.6%	95.6%	86.8%
	May	100.0%	100.0%	92.6%	86.4%
	June	100.0%	99.6%	97.2%	91.7%
	July	99.3%	97.7%	100.0%	83.3%
	August	100.0%	98.9%	94.8%	82.8%
	September	100.0%	100.0%	96.3%	74.1%
	October	99.2%	97.0%	92.9%	78.6%
	November	100.0%	99.2%	93.9%	75.5%
Total		99.7%	98.6%	95.8%	78.8%



Reliability & Punctuality Summary

Summary of Scheduled, Operated, Cancelled & Diverted Sailings by Route & Leg								
Year	Month	Route	Leg	Operated Sailings	Scheduled Sailings	Additional Sailings	Cancelled Sailings	Diverted Sailings
2025	November	Ardmhor (Barra) - Eriskay	Ardmhor-Eriskay	127	135	3	11	0
2025	November	Ardmhor (Barra) - Eriskay	Eriskay-Ardmhor	127	135	3	11	0
2025	November	Oban - Castlebay/Lochboisdale	Castlebay-Lochboisdale	3	3	1	1	0
2025	November	Oban - Castlebay/Lochboisdale	Castlebay-Oban	15	19	0	4	0
2025	November	Oban - Castlebay/Lochboisdale	Lochboisdale-Oban	9	15	0	6	0
2025	November	Oban - Castlebay/Lochboisdale	Oban-Castlebay	18	22	2	6	0
2025	November	Oban - Castlebay/Lochboisdale	Oban-Craignure	1	1	0	0	1
2025	November	Oban - Castlebay/Lochboisdale	Oban-Lochboisdale	6	11	0	5	0
Total				306	341	9	44	1

Reliability & Punctuality Summary

Summary of Cancellations, Lateness & Relief Events
by Route & Leg

Year	Month	Route	Leg	Cancelled Sailings	Cancelled (Relief)	Cancelled (No Relief)	On Time	Level 1 Late	Level 1 (Relief)	Level 1 (No Relief)	Level 2 Late	Level 2 (Relief)	Level 2 (No Relief)
2025	November	Ardmhor (Barra) - Eriskay	Ardmhor-Eriskay	11	11	0	123	0	0	0	1	1	0
2025	November	Ardmhor (Barra) - Eriskay	Eriskay-Ardmhor	11	11	0	123	0	0	0	1	1	0
2025	November	Oban - Castlebay/Lochboisdale	Castlebay-Lochboisdale	1	1	0	1	0	0	0	1	1	0
2025	November	Oban - Castlebay/Lochboisdale	Castlebay-Oban	4	4	0	11	1	1	0	3	2	1
2025	November	Oban - Castlebay/Lochboisdale	Lochboisdale-Oban	6	4	2	6	1	1	0	2	1	1
2025	November	Oban - Castlebay/Lochboisdale	Oban-Castlebay	6	6	0	13	1	1	0	2	1	1
2025	November	Oban - Castlebay/Lochboisdale	Oban-Craignure	0	0	0	1	0	0	0	0	0	0
2025	November	Oban - Castlebay/Lochboisdale	Oban-Lochboisdale	5	4	1	5	1	1	0	0	0	0
Total				44	41	3	283	4	4	0	10	7	3