







MALLAIG – LOCHBOISDALE (MAL – LBO)

Table 20A

						
DAY	Train arrives Mallaig	Mallaig Depart	Lochboisdale Arrive	Lochboisdale Depart	Mallaig Arrive	Train departs Mallaig
OPERATES 15 MAY – 19 OCTOBER						
MON	- 1743	0945 1800	1315 2130	0545 1400	0915 1730	1010 1815
TUE	1340	1400	1730	0940	1310	1605
WED	1340	1350	1720	0940	1310	1605
THU	0938 1743	1005 1800	1335 2130	0545 1405	0915 1735	1010 1815
FRI	1340	1400	1730	0940	1310	1605
SAT	- 1743	0950 1755	1320 2125	0550 1355	0920 1725	1010 1815
SUN	1338	1350	1720	0930	1300	1601

TIDAL AMENDMENTS

Timing may vary according to tidal conditions and in some circumstances may differ from the published timetable on the following dates: March: 29, 30, 31; April: 1, 2, 12, 14, 26, 27, 28, 29, 30; May: 12, 23, 26, 27, 28, 29; June: 26, 27, 30; July: 17, 25, 26; August: 9, 10, 14, 23, 24, 25; September: 7, 8, 9, 10, 21, 22, 23; October: 6, 7, 8, 9. For more information before travelling during these dates, please check www.calmac.co.uk/service-changes

NOTE

All vehicle drivers and their passengers must be in possession of a valid travel ticket and be available for boarding no later than 45 minutes before departure otherwise travel cannot be guaranteed. Foot passenger check-in closes 30 minutes before departure

Commercial vehicle bookings are handled at individual ports. When calling your selected port to make a commercial vehicle booking, please select option 2 on a touch-tone phone. Contact Mallaig port office on 01687 310240 or Lochboisdale on 01878 790218

An amended timetable will operate on Monday 14 July 2025 due to TMF. Please see www.calmac.co.uk/service-changes for details

Train connections are not guaranteed as some trains arrive/depart with less than the necessary transfer time. Please visit www.scotrail.co.uk for the latest info before travelling

Train times displayed are valid until 22 March 2025

Groups of 6 or more pedal cycles must inform the relevant port office in advance of travel. It should be noted that as we may not be able to offer the first sailing of choice, therefore groups may not always be able to travel together

Light goods vehicles exceeding 6 metres in length or 3.5 tonnes in weight, or 3 metres in height, or 2.3 metres in width are charged at commercial vehicle rate