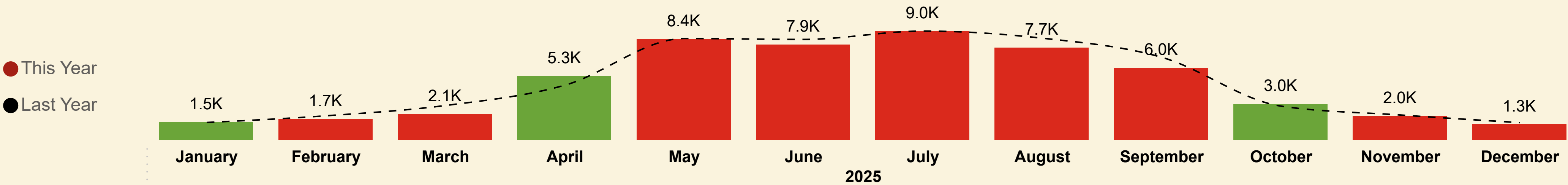




Shipped Passengers

Ardmhor (Barra) - Eriskay



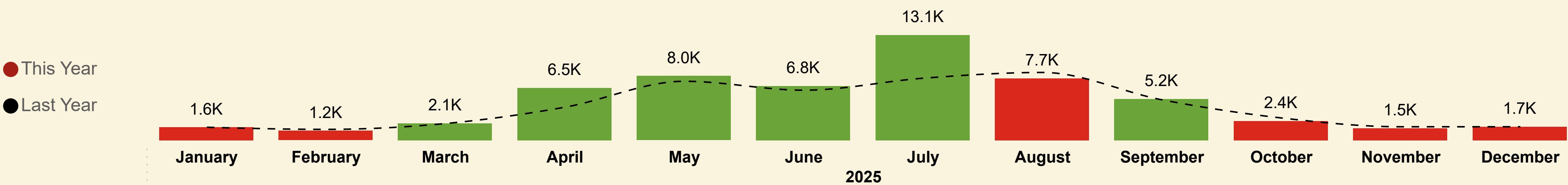
This Month YoY

1,290
LY: 1,426 (-9.54%)

YoY

55,847
LY: 58,207 (-4.1%)

Oban - Castlebay/Lochboisdale



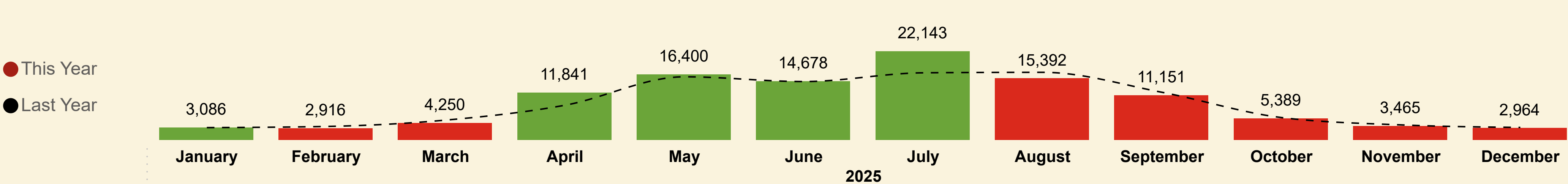
This Month YoY

1,674
LY: 1,681 (-0.42%)

YoY

57,828
LY: 50,145 (+15.3%)

Barra Total



This Month YoY

2,964
LY: 3,107 (-4.6%)


YoY

113,675
LY: 108,352 (+4.9%)



Shipped Cars

Ardmhor (Barra) - Eriskay




This Month YoY

782
LY: 909 (-13.97%)

YoY

24,303
LY: 25,661 (-5.3%)

Oban - Castlebay/Lochboisdale




This Month YoY

810
LY: 776 (+4.38%)

YoY

23,051
LY: 19,658 (+17.3%)

Barra Total



This Month YoY

1,592
LY: 1,685 (-5.52%)

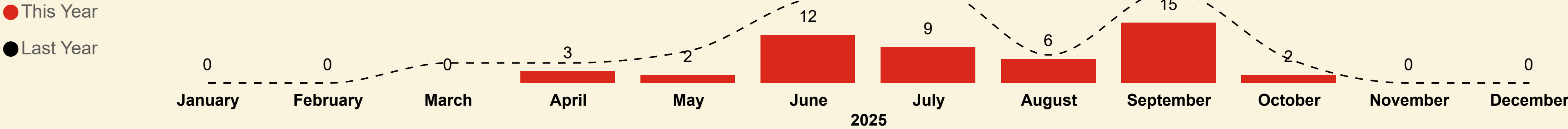
YoY

47,354
LY: 45,319 (+4.5%)



Shipped Coaches

Ardmhor (Barra) - Eriskay



This Month YoY

0

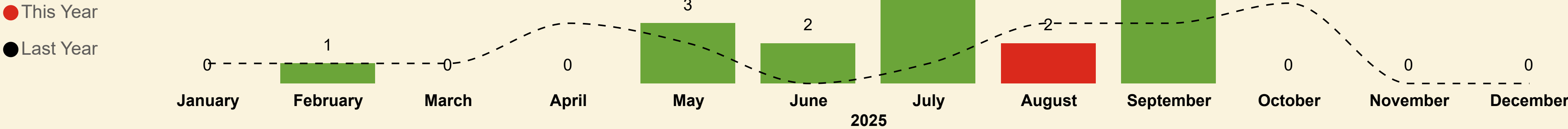
LY: 0

YoY

49

LY: 99 (-50.5%)

Oban - Castlebay/Lochboisdale



This Month YoY

0


LY: 0

YoY

20

LY: 19 (+5.3%)

Barra Total



This Month YoY

0

LY: 0

YoY

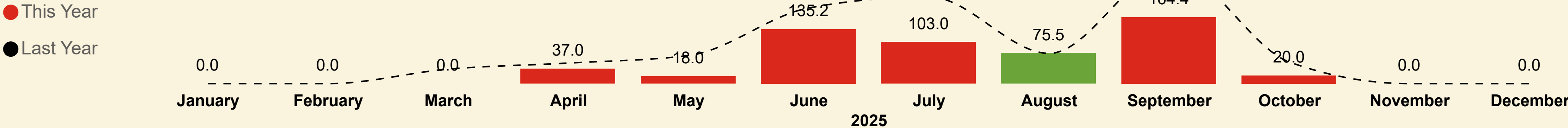
69

LY: 118 (-41.5%)



Shipped Coach Metres

Ardmhor (Barra) - Eriskay



This Month YoY

0.0

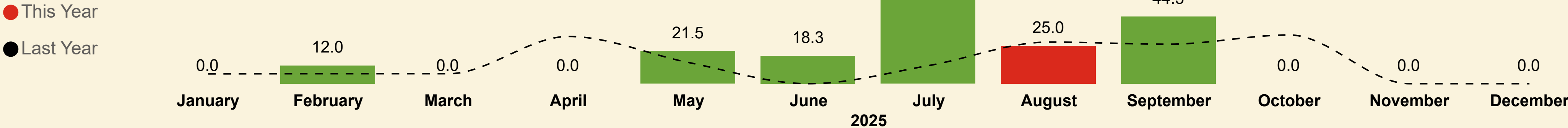
LY: 0.0

YoY

553.1

LY: 973.0 (-43.2%)

Oban - Castlebay/Lochboisdale



This Month YoY

0.0

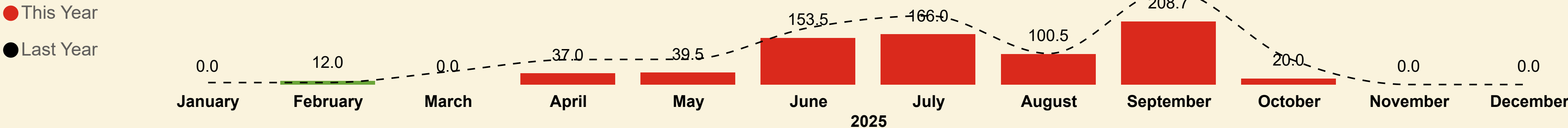
LY: 0.0

YoY

184.1

LY: 162.7 (+13.2%)

Barra Total



This Month YoY

0.0

LY: 0.0

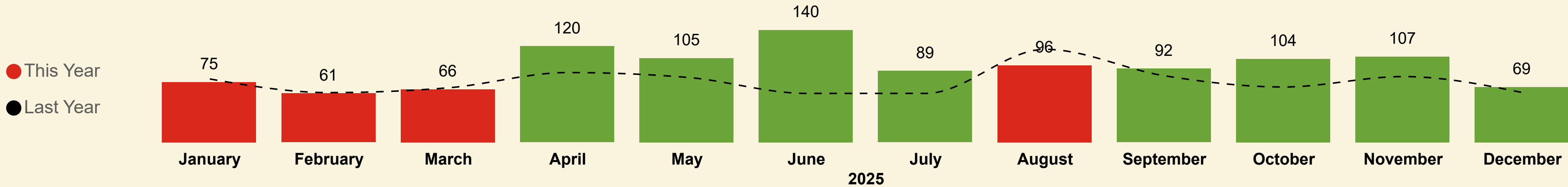
YoY

737.2

LY: 1.1K (-35.1%)

Shipped Commercial Vehicles

Ardmhor (Barra) - Eriskay



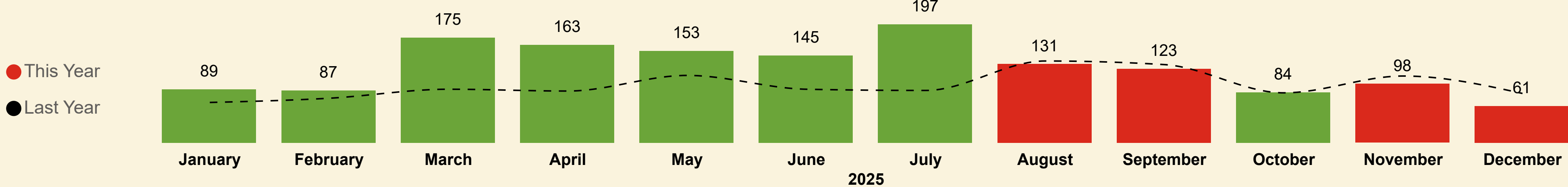
This Month YoY

69
LY: 62 (+11.3%)

YoY

1,124
LY: 911 (+23.4%)

Oban - Castlebay/Lochboisdale



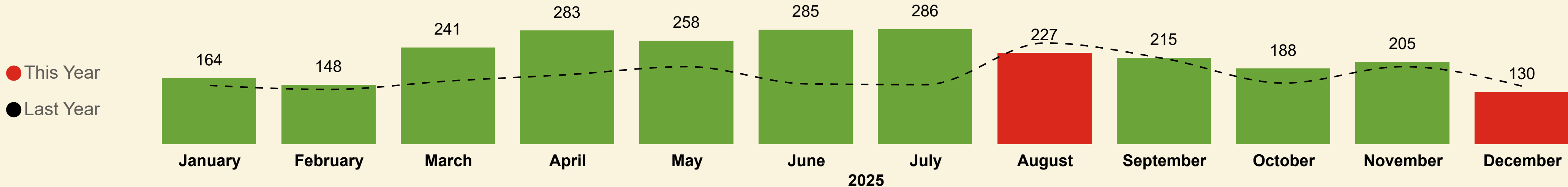
This Month YoY

61
LY: 82 (-25.6%)

YoY

1,506
LY: 1,146 (+31.4%)

Barra Total



This Month YoY

130
LY: 144 (-9.7%)

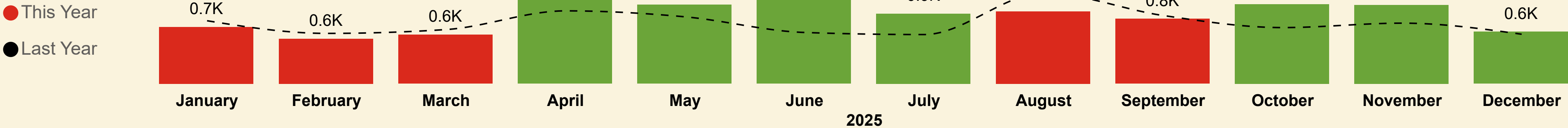
YoY

2,630
LY: 2,057 (+27.9%)



Shipped Commercial Vehicle Metres

Ardmhor (Barra) - Eriskay



This Month YoY

648.0

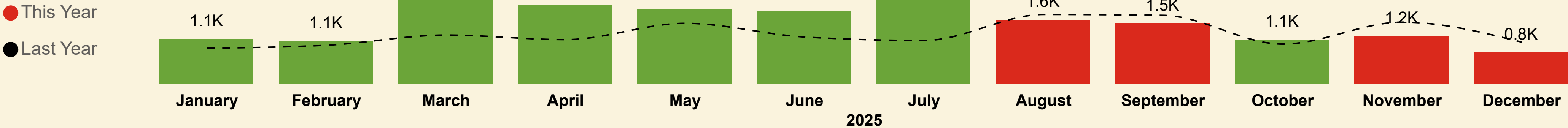
LY: 617.5 (+4.9%)

YoY

10.4K

LY: 9.1K (+14%)

Oban - Castlebay/Lochboisdale



This Month YoY

783.6


LY: 1.0K (-24.6%)

YoY

18.7K

LY: 14.9K (+25%)

Barra Total



This Month YoY

1.4K

LY: 1.7K (-13.6%)

YoY

29.1K

LY: 24.1K (+20.8%)

Barra Total

Contractual Carrying Groups



This Month YoY

2,964

LY: 3,107 (-4.6%)

YoY

113,675

LY: 108,352 (+4.9%)



This Month YoY

1,592

LY: 1,685 (-5.5%)

YoY

47,354

LY: 45,319 (+4.5%)



This Month YoY

0.0

LY: 0.0

YoY

737.2

LY: 1.1K (-35.1%)



This Month YoY

1.4K

LY: 1.7K (-13.6%)

YoY

29.1K

LY: 24.1K (+20.8%)

Passengers

| Year | Month | Last Year | This Year | Variance % |
|-------|-----------|-----------|-----------|------------|
| 2025 | January | 3,062 | 3,086 | 0.8 % |
| 2025 | February | 3,353 | 2,916 | -13.0 % |
| 2025 | March | 4,938 | 4,250 | -13.9 % |
| 2025 | April | 8,665 | 11,841 | 36.7 % |
| 2025 | May | 15,770 | 16,400 | 4.0 % |
| 2025 | June | 14,584 | 14,678 | 0.6 % |
| 2025 | July | 16,772 | 22,143 | 32.0 % |
| 2025 | August | 16,894 | 15,392 | -8.9 % |
| 2025 | September | 11,892 | 11,151 | -6.2 % |
| 2025 | October | 5,574 | 5,389 | -3.3 % |
| 2025 | November | 3,741 | 3,465 | -7.4 % |
| 2025 | December | 3,107 | 2,964 | -4.6 % |
| Total | | 108,352 | 113,675 | 4.9 % |

Cars

| Year | Month | Last Year | This Year | Variance % |
|-------|-----------|-----------|-----------|------------|
| 2025 | January | 1,744 | 1,814 | 4.0 % |
| 2025 | February | 1,912 | 1,632 | -14.6 % |
| 2025 | March | 2,631 | 2,333 | -11.3 % |
| 2025 | April | 3,810 | 5,086 | 33.5 % |
| 2025 | May | 6,098 | 6,694 | 9.8 % |
| 2025 | June | 5,369 | 5,633 | 4.9 % |
| 2025 | July | 5,831 | 7,797 | 33.7 % |
| 2025 | August | 6,277 | 5,563 | -11.4 % |
| 2025 | September | 5,061 | 4,703 | -7.1 % |
| 2025 | October | 2,747 | 2,556 | -7.0 % |
| 2025 | November | 2,154 | 1,951 | -9.4 % |
| 2025 | December | 1,685 | 1,592 | -5.5 % |
| Total | | 45,319 | 47,354 | 4.5 % |

Coach Metres

| Year | Month | Last Year | This Year | Variance % |
|-------|-----------|-----------|-----------|------------|
| 2025 | January | 6.5 | 0.0 | -100.0 % |
| 2025 | February | 6.6 | 12.0 | 81.8 % |
| 2025 | March | 42.6 | 0.0 | -100.0 % |
| 2025 | April | 82.2 | 37.0 | -55.0 % |
| 2025 | May | 83.7 | 39.5 | -52.8 % |
| 2025 | June | 187.5 | 153.5 | -18.1 % |
| 2025 | July | 227.0 | 166.0 | -26.9 % |
| 2025 | August | 102.5 | 100.5 | -2.0 % |
| 2025 | September | 311.6 | 208.7 | -33.0 % |
| 2025 | October | 85.5 | 20.0 | -76.6 % |
| 2025 | November | 0.0 | 0.0 | 0.0 % |
| 2025 | December | 0.0 | 0.0 | 0.0 % |
| Total | | 1,135.7 | 737.2 | -35.1 % |

Commercial Vehicle Metres

| Year | Month | Last Year | This Year | Variance % |
|-------|-----------|-----------|-----------|------------|
| 2025 | January | 1,674.4 | 1,819.8 | 8.7 % |
| 2025 | February | 1,590.1 | 1,634.0 | 2.8 % |
| 2025 | March | 1,891.6 | 2,914.5 | 54.1 % |
| 2025 | April | 2,012.0 | 3,067.9 | 52.5 % |
| 2025 | May | 2,343.6 | 2,846.8 | 21.5 % |
| 2025 | June | 1,807.6 | 3,066.3 | 69.6 % |
| 2025 | July | 1,694.4 | 3,218.1 | 89.9 % |
| 2025 | August | 2,859.6 | 2,501.1 | -12.5 % |
| 2025 | September | 2,560.3 | 2,317.9 | -9.5 % |
| 2025 | October | 1,691.8 | 2,098.0 | 24.0 % |
| 2025 | November | 2,293.3 | 2,174.6 | -5.2 % |
| 2025 | December | 1,657.4 | 1,431.6 | -13.6 % |
| Total | | 24,076.1 | 29,090.6 | 20.8 % |

Ardmhor (Barra) - Eriskay

Contractual Carrying Groups



This Month YoY

1,290

LY: 1,426 (-9.5%)

YoY

55,847

LY: 58,207 (-4.1%)



This Month YoY

782

LY: 909 (-14%)

YoY

24,303

LY: 25,661 (-5.3%)



This Month YoY

0.0

LY: 0.0

YoY

553.1

LY: 973.0 (-43.2%)



This Month YoY

648.0

LY: 617.5 (+4.9%)

YoY

10.4K

LY: 9.1K (+14%)

Passengers

| Year | Month | Last Year | This Year | Variance % |
|-------|-----------|-----------|-----------|------------|
| 2025 | January | 1,441 | 1,470 | 2.0 % |
| 2025 | February | 1,996 | 1,732 | -13.2 % |
| 2025 | March | 2,852 | 2,126 | -25.5 % |
| 2025 | April | 4,541 | 5,302 | 16.8 % |
| 2025 | May | 8,418 | 8,380 | -0.5 % |
| 2025 | June | 8,344 | 7,910 | -5.2 % |
| 2025 | July | 9,036 | 9,020 | -0.2 % |
| 2025 | August | 8,443 | 7,672 | -9.1 % |
| 2025 | September | 6,853 | 5,992 | -12.6 % |
| 2025 | October | 2,797 | 2,982 | 6.6 % |
| 2025 | November | 2,060 | 1,971 | -4.3 % |
| 2025 | December | 1,426 | 1,290 | -9.5 % |
| Total | | 58,207 | 55,847 | -4.1 % |

Cars

| Year | Month | Last Year | This Year | Variance % |
|-------|-----------|-----------|-----------|------------|
| 2025 | January | 910 | 976 | 7.3 % |
| 2025 | February | 1,209 | 1,067 | -11.7 % |
| 2025 | March | 1,656 | 1,325 | -20.0 % |
| 2025 | April | 2,162 | 2,454 | 13.5 % |
| 2025 | May | 3,362 | 3,390 | 0.8 % |
| 2025 | June | 3,187 | 2,971 | -6.8 % |
| 2025 | July | 3,334 | 3,339 | 0.1 % |
| 2025 | August | 3,168 | 2,837 | -10.4 % |
| 2025 | September | 2,947 | 2,529 | -14.2 % |
| 2025 | October | 1,522 | 1,460 | -4.1 % |
| 2025 | November | 1,295 | 1,173 | -9.4 % |
| 2025 | December | 909 | 782 | -14.0 % |
| Total | | 25,661 | 24,303 | -5.3 % |

Coach Metres

| Year | Month | Last Year | This Year | Variance % |
|-------|-----------|-----------|-----------|------------|
| 2025 | January | 0.0 | 0.0 | 0.0 % |
| 2025 | February | 0.0 | 0.0 | 0.0 % |
| 2025 | March | 36.0 | 0.0 | -100.0 % |
| 2025 | April | 51.0 | 37.0 | -27.5 % |
| 2025 | May | 69.7 | 18.0 | -74.2 % |
| 2025 | June | 187.5 | 135.2 | -27.9 % |
| 2025 | July | 215.0 | 103.0 | -52.1 % |
| 2025 | August | 75.0 | 75.5 | 0.7 % |
| 2025 | September | 285.5 | 164.4 | -42.4 % |
| 2025 | October | 53.3 | 20.0 | -62.5 % |
| 2025 | November | 0.0 | 0.0 | 0.0 % |
| 2025 | December | 0.0 | 0.0 | 0.0 % |
| Total | | 973.0 | 553.1 | -43.2 % |

Commercial Vehicle Metres

| Year | Month | Last Year | This Year | Variance % |
|-------|-----------|-----------|-----------|------------|
| 2025 | January | 786.0 | 707.5 | -10.0 % |
| 2025 | February | 628.0 | 561.7 | -10.6 % |
| 2025 | March | 676.0 | 611.9 | -9.5 % |
| 2025 | April | 909.5 | 1,109.7 | 22.0 % |
| 2025 | May | 835.0 | 985.8 | 18.1 % |
| 2025 | June | 639.5 | 1,237.3 | 93.5 % |
| 2025 | July | 613.5 | 874.7 | 42.6 % |
| 2025 | August | 1,130.2 | 904.0 | -20.0 % |
| 2025 | September | 851.5 | 809.8 | -4.9 % |
| 2025 | October | 700.6 | 994.1 | 41.9 % |
| 2025 | November | 756.0 | 983.0 | 30.0 % |
| 2025 | December | 617.5 | 648.0 | 4.9 % |
| Total | | 9,143.3 | 10,427.5 | 14.0 % |

Oban - Castlebay/Lochboisdale

Contractual Carrying Groups



This Month YoY

1,674

LY: 1,681 (-0.4%)

YoY

57,828

LY: 50,145 (+15.3%)



This Month YoY

810

LY: 776 (+4.4%)

YoY

23,051

LY: 19,658 (+17.3%)



This Month YoY

0.0

LY: 0.0

YoY

184.1

LY: 162.7 (+13.2%)



This Month YoY

783.6

LY: 1.0K (-24.6%)

YoY

18.7K

LY: 14.9K (+25%)

Passengers

| Year | Month | Last Year | This Year | Variance % |
|-------|-----------|-----------|-----------|------------|
| 2025 | January | 1,621 | 1,616 | -0.3 % |
| 2025 | February | 1,357 | 1,184 | -12.7 % |
| 2025 | March | 2,086 | 2,124 | 1.8 % |
| 2025 | April | 4,124 | 6,539 | 58.6 % |
| 2025 | May | 7,352 | 8,020 | 9.1 % |
| 2025 | June | 6,240 | 6,768 | 8.5 % |
| 2025 | July | 7,736 | 13,123 | 69.6 % |
| 2025 | August | 8,451 | 7,720 | -8.6 % |
| 2025 | September | 5,039 | 5,159 | 2.4 % |
| 2025 | October | 2,777 | 2,407 | -13.3 % |
| 2025 | November | 1,681 | 1,494 | -11.1 % |
| 2025 | December | 1,681 | 1,674 | -0.4 % |
| Total | | 50,145 | 57,828 | 15.3 % |

Cars

| Year | Month | Last Year | This Year | Variance % |
|-------|-----------|-----------|-----------|------------|
| 2025 | January | 834 | 838 | 0.5 % |
| 2025 | February | 703 | 565 | -19.6 % |
| 2025 | March | 975 | 1,008 | 3.4 % |
| 2025 | April | 1,648 | 2,632 | 59.7 % |
| 2025 | May | 2,736 | 3,304 | 20.8 % |
| 2025 | June | 2,182 | 2,662 | 22.0 % |
| 2025 | July | 2,497 | 4,458 | 78.5 % |
| 2025 | August | 3,109 | 2,726 | -12.3 % |
| 2025 | September | 2,114 | 2,174 | 2.8 % |
| 2025 | October | 1,225 | 1,096 | -10.5 % |
| 2025 | November | 859 | 778 | -9.4 % |
| 2025 | December | 776 | 810 | 4.4 % |
| Total | | 19,658 | 23,051 | 17.3 % |

Coach Metres

| Year | Month | Last Year | This Year | Variance % |
|-------|-----------|-----------|-----------|------------|
| 2025 | January | 6.5 | 0.0 | -100.0 % |
| 2025 | February | 6.6 | 12.0 | 81.8 % |
| 2025 | March | 6.6 | 0.0 | -100.0 % |
| 2025 | April | 31.2 | 0.0 | -100.0 % |
| 2025 | May | 14.0 | 21.5 | 53.6 % |
| 2025 | June | 0.0 | 18.3 | 0.0 % |
| 2025 | July | 12.0 | 63.0 | 425.0 % |
| 2025 | August | 27.5 | 25.0 | -9.1 % |
| 2025 | September | 26.1 | 44.3 | 69.7 % |
| 2025 | October | 32.2 | 0.0 | -100.0 % |
| 2025 | November | 0.0 | 0.0 | 0.0 % |
| 2025 | December | 0.0 | 0.0 | 0.0 % |
| Total | | 162.7 | 184.1 | 13.2 % |

Commercial Vehicle Metres

| Year | Month | Last Year | This Year | Variance % |
|-------|-----------|-----------|-----------|------------|
| 2025 | January | 888.4 | 1,112.3 | 25.2 % |
| 2025 | February | 962.1 | 1,072.3 | 11.5 % |
| 2025 | March | 1,215.6 | 2,302.6 | 89.4 % |
| 2025 | April | 1,102.5 | 1,958.2 | 77.6 % |
| 2025 | May | 1,508.6 | 1,861.0 | 23.4 % |
| 2025 | June | 1,168.1 | 1,829.0 | 56.6 % |
| 2025 | July | 1,080.9 | 2,343.4 | 116.8 % |
| 2025 | August | 1,729.4 | 1,597.1 | -7.7 % |
| 2025 | September | 1,708.8 | 1,508.1 | -11.7 % |
| 2025 | October | 991.2 | 1,103.9 | 11.4 % |
| 2025 | November | 1,537.3 | 1,191.6 | -22.5 % |
| 2025 | December | 1,039.9 | 783.6 | -24.6 % |
| Total | | 14,932.8 | 18,663.1 | 25.0 % |



Cars



| Ardmhor (Barra) - Eriskay | | | | |
|---------------------------|-----------|-----------|-----------|--------|
| Year | Month | Last Year | This Year | Var % |
| 2025 | January | 466 | 616 | 32.2 % |
| 2025 | February | 527 | 700 | 32.8 % |
| 2025 | March | 761 | 866 | 13.8 % |
| 2025 | April | 1,158 | 1,536 | 32.6 % |
| 2025 | May | 1,292 | 1,908 | 47.7 % |
| 2025 | June | 1,528 | 1,869 | 22.3 % |
| 2025 | July | 1,592 | 2,150 | 35.1 % |
| 2025 | August | 1,939 | 1,806 | -6.9 % |
| 2025 | September | 1,389 | 1,410 | 1.5 % |
| 2025 | October | 822 | 1,021 | 24.2 % |
| 2025 | November | 672 | 878 | 30.7 % |
| 2025 | December | 360 | 523 | 45.3 % |
| Total | | 12,506 | 15,283 | 22.2 % |

| Oban - Castlebay/Lochboisdale | | | | |
|-------------------------------|-----------|-----------|-----------|---------|
| Year | Month | Last Year | This Year | Var % |
| 2025 | January | 688 | 619 | -10.0 % |
| 2025 | February | 519 | 415 | -20.0 % |
| 2025 | March | 727 | 732 | 0.7 % |
| 2025 | April | 1,223 | 1,855 | 51.7 % |
| 2025 | May | 1,792 | 2,109 | 17.7 % |
| 2025 | June | 1,664 | 1,819 | 9.3 % |
| 2025 | July | 2,030 | 3,362 | 65.6 % |
| 2025 | August | 2,179 | 1,889 | -13.3 % |
| 2025 | September | 1,410 | 1,491 | 5.7 % |
| 2025 | October | 896 | 822 | -8.3 % |
| 2025 | November | 615 | 570 | -7.3 % |
| 2025 | December | 627 | 658 | 4.9 % |
| Total | | 14,370 | 16,341 | 13.7 % |



LGVs




| Ardmhor (Barra) - Eriskay | | | | |
|---------------------------|-----------|-----------|-----------|--------|
| Year | Month | Last Year | This Year | Var % |
| 2025 | January | 138 | 178 | 29.0 % |
| 2025 | February | 158 | 203 | 28.5 % |
| 2025 | March | 218 | 248 | 13.8 % |
| 2025 | April | 203 | 279 | 37.4 % |
| 2025 | May | 165 | 228 | 38.2 % |
| 2025 | June | 167 | 234 | 40.1 % |
| 2025 | July | 185 | 266 | 43.8 % |
| 2025 | August | 211 | 288 | 36.5 % |
| 2025 | September | 211 | 222 | 5.2 % |
| 2025 | October | 151 | 247 | 63.6 % |
| 2025 | November | 158 | 265 | 67.7 % |
| 2025 | December | 99 | 148 | 49.5 % |
| Total | | 2,064 | 2,806 | 35.9 % |

| Oban - Castlebay/Lochboisdale | | | | |
|-------------------------------|-----------|-----------|-----------|---------|
| Year | Month | Last Year | This Year | Var % |
| 2025 | January | 79 | 123 | 55.7 % |
| 2025 | February | 88 | 81 | -8.0 % |
| 2025 | March | 109 | 141 | 29.4 % |
| 2025 | April | 139 | 233 | 67.6 % |
| 2025 | May | 194 | 200 | 3.1 % |
| 2025 | June | 153 | 168 | 9.8 % |
| 2025 | July | 160 | 238 | 48.8 % |
| 2025 | August | 144 | 176 | 22.2 % |
| 2025 | September | 183 | 134 | -26.8 % |
| 2025 | October | 126 | 107 | -15.1 % |
| 2025 | November | 135 | 116 | -14.1 % |
| 2025 | December | 98 | 110 | 12.2 % |
| Total | | 1,608 | 1,827 | 13.6 % |



Motorhomes



| Ardmhor (Barra) - Eriskay | | | | |
|---------------------------|-----------|-----------|-----------|---------|
| Year | Month | Last Year | This Year | Var % |
| 2025 | January | 13 | 4 | -69.2 % |
| 2025 | February | 8 | 11 | 37.5 % |
| 2025 | March | 51 | 38 | -25.5 % |
| 2025 | April | 212 | 322 | 51.9 % |
| 2025 | May | 513 | 775 | 51.1 % |
| 2025 | June | 415 | 544 | 31.1 % |
| 2025 | July | 358 | 470 | 31.3 % |
| 2025 | August | 390 | 393 | 0.8 % |
| 2025 | September | 416 | 419 | 0.7 % |
| 2025 | October | 69 | 115 | 66.7 % |
| 2025 | November | 18 | 11 | -38.9 % |
| 2025 | December | 10 | 9 | -10.0 % |
| Total | | 2,473 | 3,111 | 25.8 % |

| Oban - Castlebay/Lochboisdale | | | | |
|-------------------------------|-----------|-----------|-----------|---------|
| Year | Month | Last Year | This Year | Var % |
| 2025 | January | 17 | 10 | -41.2 % |
| 2025 | February | 15 | 12 | -20.0 % |
| 2025 | March | 49 | 52 | 6.1 % |
| 2025 | April | 245 | 418 | 70.6 % |
| 2025 | May | 697 | 791 | 13.5 % |
| 2025 | June | 459 | 529 | 15.3 % |
| 2025 | July | 416 | 579 | 39.2 % |
| 2025 | August | 449 | 425 | -5.3 % |
| 2025 | September | 385 | 428 | 11.2 % |
| 2025 | October | 80 | 96 | 20.0 % |
| 2025 | November | 23 | 19 | -17.4 % |
| 2025 | December | 7 | 22 | 214.3 % |
| Total | | 2,842 | 3,381 | 19.0 % |



Reliability & Punctuality



Reliability

| Route | | Ardmhor (Barra) - Eriskay | | Oban - Castlebay/Lochboisdale | |
|-------|-----------|---------------------------|--------|-------------------------------|--------|
| Year | Month | Contractual | Actual | Contractual | Actual |
| 2025 | January | 98.5% | 88.8% | 100.0% | 81.3% |
| | February | 99.2% | 75.8% | 85.5% | 47.4% |
| | March | 89.8% | 82.7% | 100.0% | 55.7% |
| | April | 100.0% | 99.3% | 100.0% | 98.9% |
| | May | 100.0% | 98.1% | 96.7% | 90.0% |
| | June | 100.0% | 95.2% | 94.9% | 92.3% |
| | July | 100.0% | 100.0% | 100.0% | 100.0% |
| | August | 99.4% | 88.3% | 100.0% | 93.5% |
| | September | 100.0% | 81.9% | 100.0% | 90.0% |
| | October | 100.0% | 88.6% | 100.0% | 75.0% |
| | November | 100.0% | 91.9% | 95.8% | 69.0% |
| | December | 98.9% | 71.6% | 100.0% | 81.0% |
| Total | | 98.8% | 88.8% | 97.7% | 81.7% |



Punctuality

| Route | | Ardmhor (Barra) - Eriskay | | Oban - Castlebay/Lochboisdale | |
|-------|-----------|---------------------------|--------|-------------------------------|--------|
| Year | Month | Contractual | Actual | Contractual | Actual |
| 2025 | January | 99.6% | 98.3% | 96.9% | 75.4% |
| | February | 100.0% | 97.9% | 88.9% | 55.6% |
| | March | 99.6% | 97.4% | 100.0% | 55.1% |
| | April | 99.7% | 98.6% | 95.6% | 86.8% |
| | May | 100.0% | 100.0% | 92.6% | 86.4% |
| | June | 100.0% | 99.6% | 97.2% | 91.7% |
| | July | 99.3% | 97.7% | 100.0% | 83.3% |
| | August | 100.0% | 98.9% | 94.8% | 82.8% |
| | September | 100.0% | 100.0% | 96.3% | 74.1% |
| | October | 99.2% | 97.0% | 92.9% | 78.6% |
| | November | 100.0% | 99.2% | 93.9% | 75.5% |
| | December | 99.5% | 98.4% | 97.9% | 72.3% |
| Total | | 99.7% | 98.6% | 96.0% | 78.8% |



Reliability & Punctuality Summary

| Summary of Scheduled, Operated, Cancelled & Diverted Sailings by Route & Leg | | | | | | | | |
|---|----------|-------------------------------|-------------------|-------------------|--------------------|---------------------|--------------------|-------------------|
| Year | Month | Route | Leg | Operated Sailings | Scheduled Sailings | Additional Sailings | Cancelled Sailings | Diverted Sailings |
| 2025 | December | Ardmhor (Barra) - Eriskay | Ardmhor-Eriskay | 97 | 134 | 1 | 38 | 0 |
| 2025 | December | Ardmhor (Barra) - Eriskay | Eriskay-Ardmhor | 97 | 134 | 1 | 38 | 0 |
| 2025 | December | Oban - Castlebay/Lochboisdale | Castlebay-Oban | 19 | 23 | 0 | 4 | 0 |
| 2025 | December | Oban - Castlebay/Lochboisdale | Lochboisdale-Oban | 4 | 6 | 0 | 2 | 0 |
| 2025 | December | Oban - Castlebay/Lochboisdale | Oban-Castlebay | 18 | 22 | 0 | 4 | 0 |
| 2025 | December | Oban - Castlebay/Lochboisdale | Oban-Craignure | 1 | 1 | 0 | 0 | 1 |
| 2025 | December | Oban - Castlebay/Lochboisdale | Oban-Lochboisdale | 5 | 6 | 0 | 1 | 0 |
| Total | | | | 241 | 326 | 2 | 87 | 1 |

Reliability & Punctuality Summary

Summary of Cancellations, Lateness & Relief Events
by Route & Leg

| Year | Month | Route | Leg | Cancelled Sailings | Cancelled (Relief) | Cancelled (No Relief) | On Time | Level 1 Late | Level 1 (Relief) | Level 1 (No Relief) | Level 2 Late | Level 2 (Relief) | Level 2 (No Relief) |
|-------|----------|-------------------------------|-------------------|--------------------|--------------------|-----------------------|---------|--------------|------------------|---------------------|--------------|------------------|---------------------|
| 2025 | December | Ardmhor (Barra) - Eriskay | Ardmhor-Eriskay | 38 | 37 | 1 | 94 | 1 | 1 | 0 | 1 | 0 | 1 |
| 2025 | December | Ardmhor (Barra) - Eriskay | Eriskay-Ardmhor | 38 | 36 | 2 | 95 | 0 | 0 | 0 | 1 | 1 | 0 |
| 2025 | December | Oban - Castlebay/Lochboisdale | Castlebay-Oban | 4 | 4 | 0 | 15 | 3 | 3 | 0 | 1 | 1 | 0 |
| 2025 | December | Oban - Castlebay/Lochboisdale | Lochboisdale-Oban | 2 | 2 | 0 | 2 | 0 | 0 | 0 | 2 | 2 | 0 |
| 2025 | December | Oban - Castlebay/Lochboisdale | Oban-Castlebay | 4 | 4 | 0 | 12 | 2 | 2 | 0 | 4 | 3 | 1 |
| 2025 | December | Oban - Castlebay/Lochboisdale | Oban-Craignure | 0 | 0 | 0 | 1 | 0 | 0 | 0 | 0 | 0 | 0 |
| 2025 | December | Oban - Castlebay/Lochboisdale | Oban-Lochboisdale | 1 | 1 | 0 | 4 | 0 | 0 | 0 | 1 | 1 | 0 |
| Total | | | | 87 | 84 | 3 | 223 | 6 | 6 | 0 | 10 | 8 | 2 |