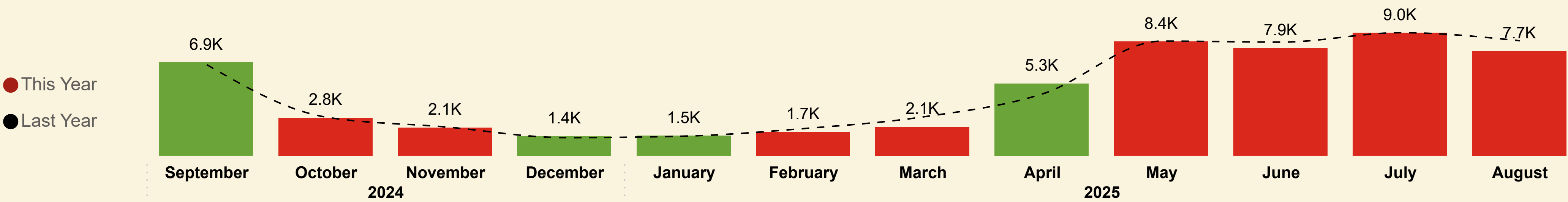


Shipped Passengers

Ardmhor (Barra) - Eriskay



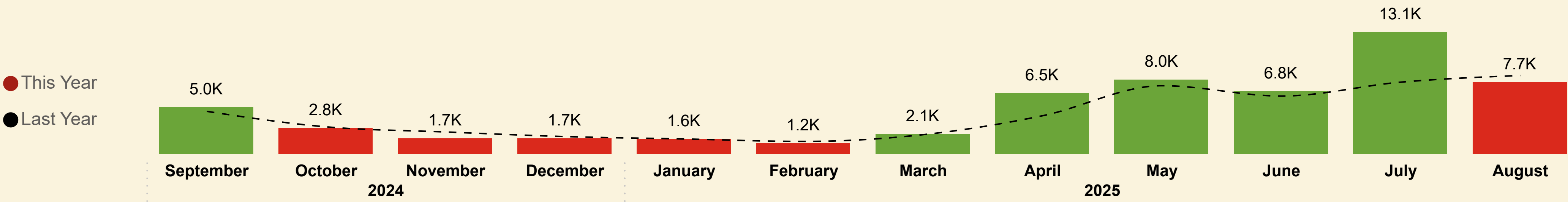
This Month YoY

7,672
LY: 8,443 (-9.13%)

YoY

56,748
LY: 58,041 (-2.2%)

Oban - Castlebay/Lochboisdale



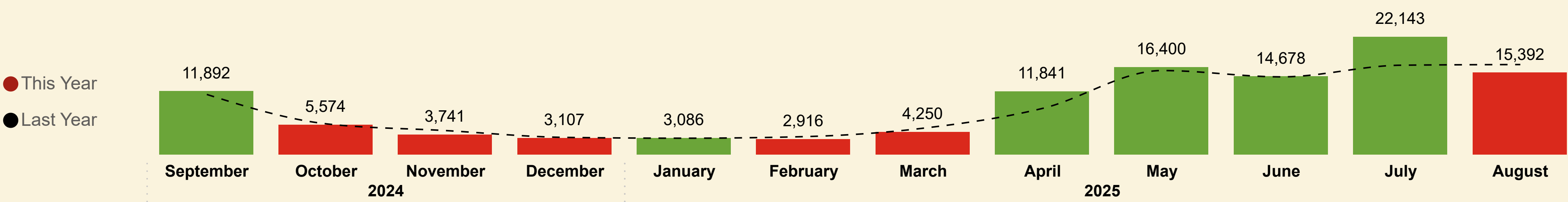
This Month YoY

7,720
LY: 8,451 (-8.65%)

YoY

58,272
LY: 50,739 (+14.8%)

Barra Total



This Month YoY

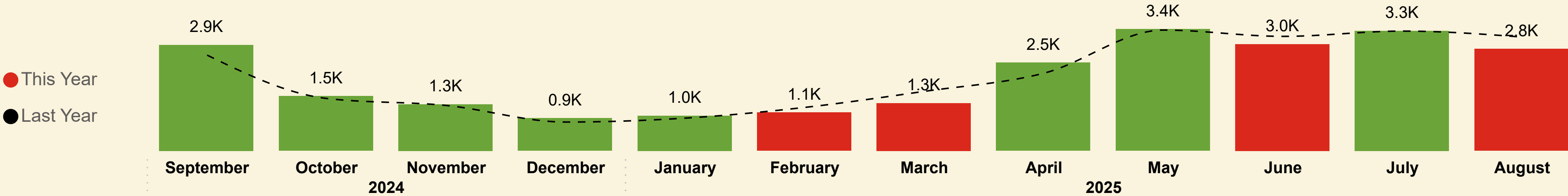
15,392
LY: 16,894 (-8.89%)

YoY

115,020
LY: 108,780 (+5.7%)

Shipped Cars

Ardmhor (Barra) - Eriskay



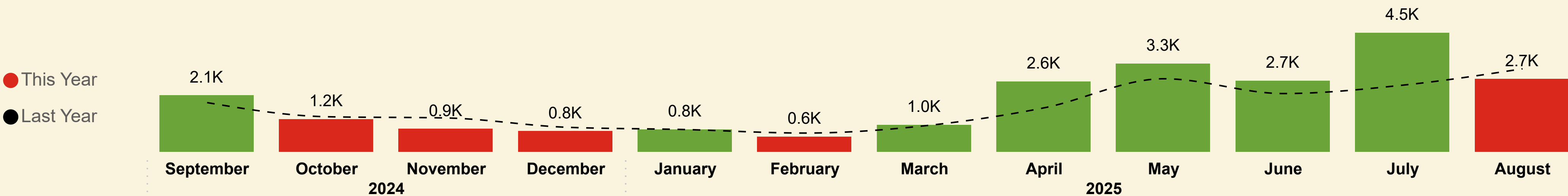
This Month YoY

2,837
LY: 3,168 (-10.45%)

YoY

25,032
LY: 25,175 (-0.6%)

Oban - Castlebay/Lochboisdale



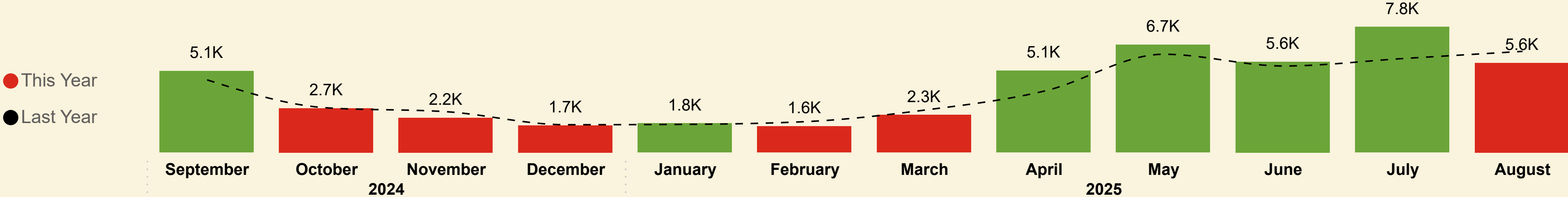
This Month YoY

2,726
LY: 3,109 (-12.32%)

YoY

23,167
LY: 20,030 (+15.7%)

Barra Total



This Month YoY

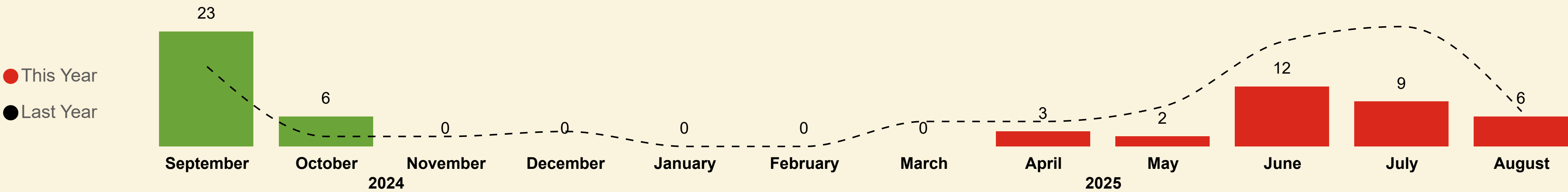
5,563
LY: 6,277 (-11.37%)

YoY

48,199
LY: 45,205 (+6.6%)

Shipped Coaches

Ardmhor (Barra) - Eriskay




This Month YoY

6
LY: 7 (-14.29%)

YoY

61
LY: 93 (-34.4%)

Oban - Castlebay/Lochboisdale



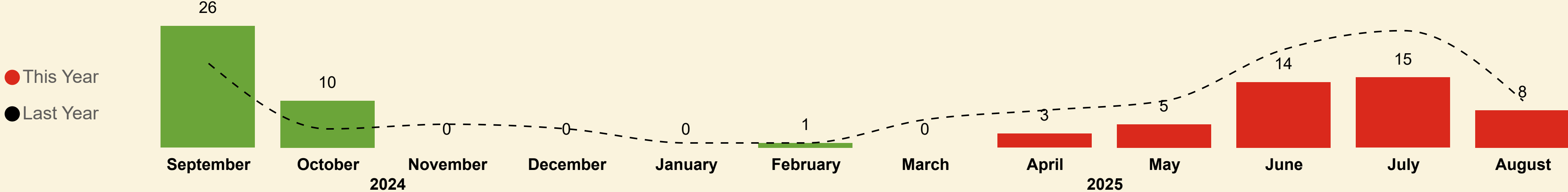
This Month YoY

2
LY: 3 (-33.33%)

YoY

21
LY: 20 (+5%)

Barra Total



This Month YoY

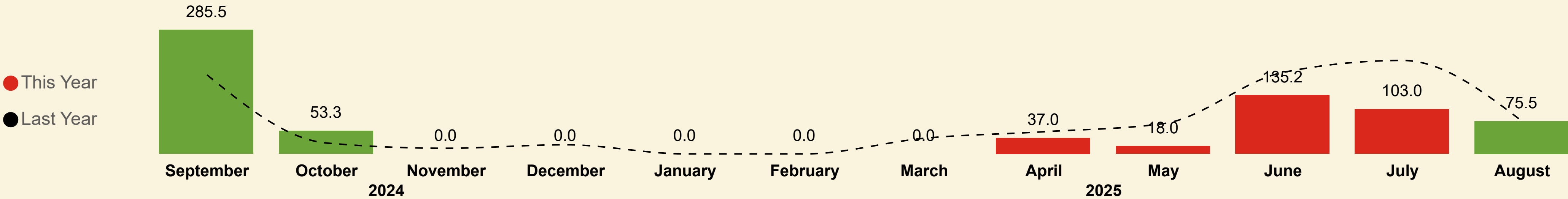
8
LY: 10 (-20%)

YoY

82
LY: 113 (-27.4%)

Shipped Coach Metres

Ardmhor (Barra) - Eriskay



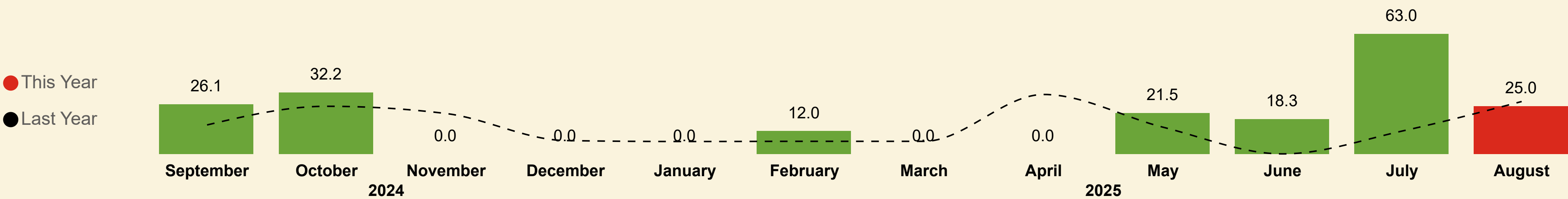
This Month YoY

75.5
LY: 75.0 (+0.7%)

YoY

707.5
LY: 874.9 (-19.1%)

Oban - Castlebay/Lochboisdale



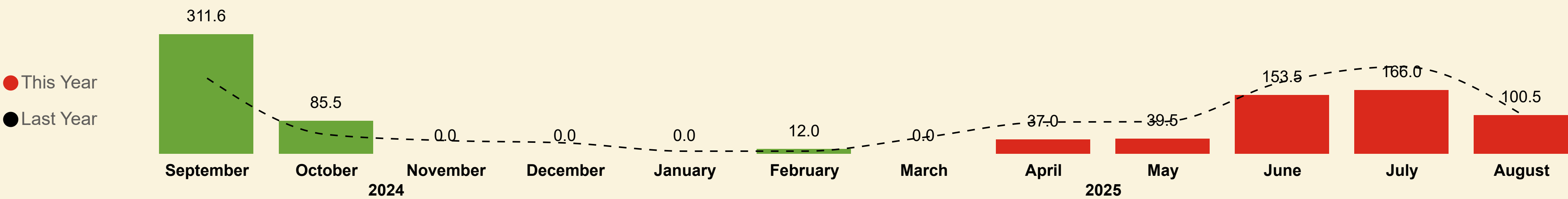
This Month YoY

25.0
LY: 27.5 (-9.1%)

YoY

198.1
LY: 172.8 (+14.6%)

Barra Total



This Month YoY

100.5
LY: 102.5 (-2%)

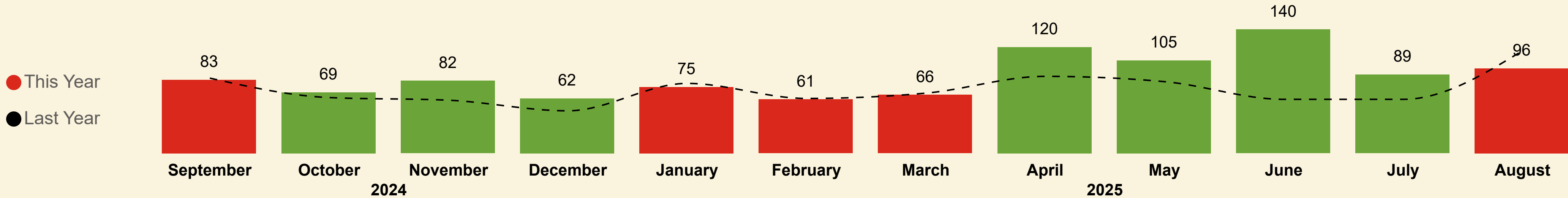
YoY

905.6
LY: 1.0K (-13.6%)



Shipped Commercial Vehicles

Ardmhor (Barra) - Eriskay



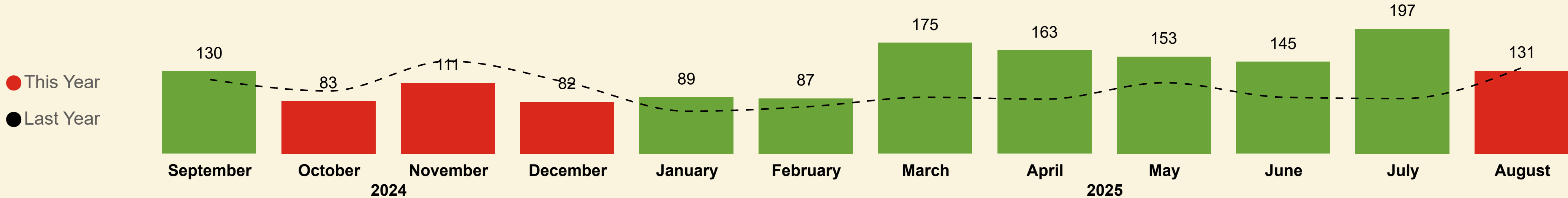
This Month YoY

96
LY: 116 (-17.2%)

YoY

1,048
LY: 871 (+20.3%)

Oban - Castlebay/Lochboisdale



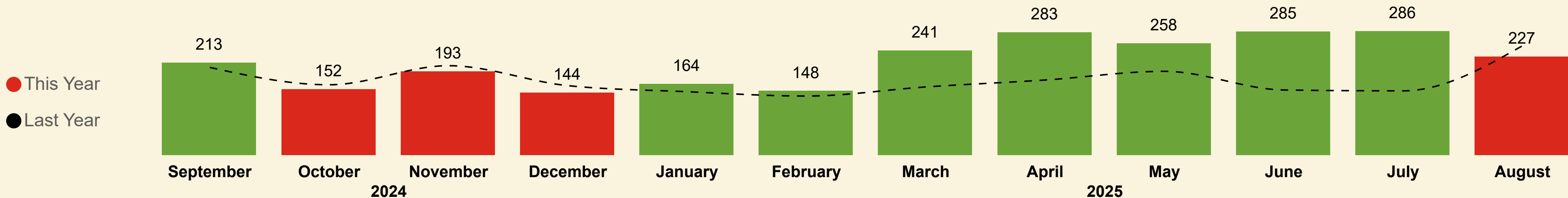
This Month YoY

131
LY: 136 (-3.7%)

YoY

1,546
LY: 1,214 (+27.3%)

Barra Total



This Month YoY

227
LY: 252 (-9.9%)

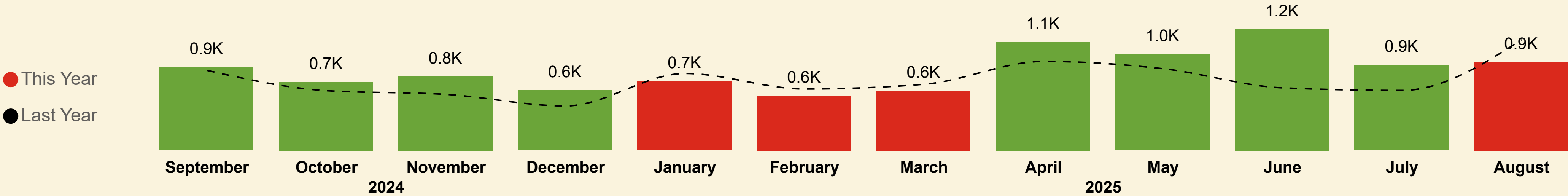
YoY

2,594
LY: 2,085 (+24.4%)



Shipped Commercial Vehicle Metres

Ardmhor (Barra) - Eriskay



This Month YoY

904.0

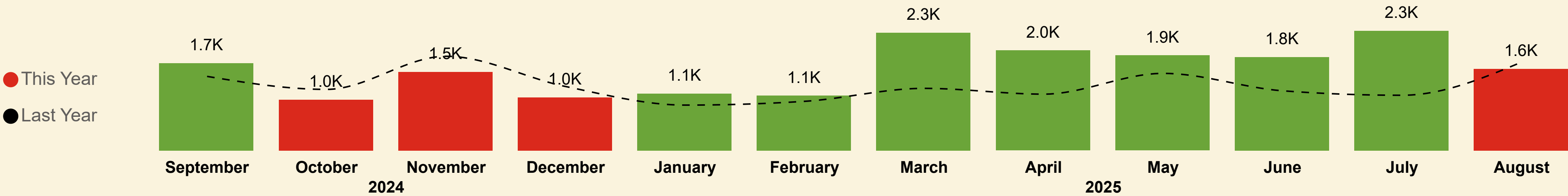
LY: 1.1K (-20%)

YoY

9.9K

LY: 8.7K (+14.4%)

Oban - Castlebay/Lochboisdale



This Month YoY

1.6K

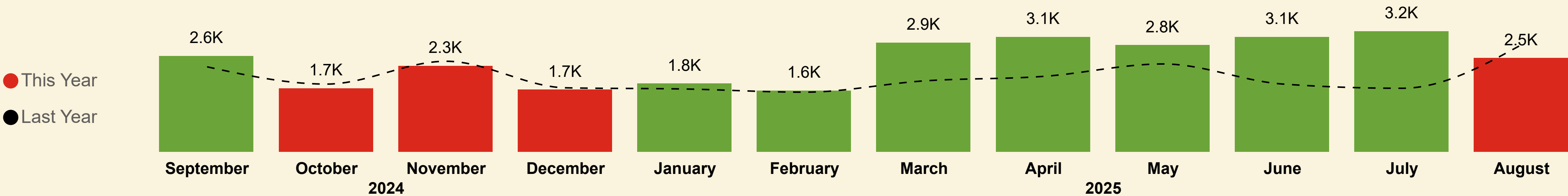
LY: 1.7K (-7.7%)

YoY

19.4K

LY: 15.4K (+25.7%)

Barra Total



This Month YoY

2.5K

LY: 2.9K (-12.5%)

YoY

29.3K

LY: 24.1K (+21.6%)

Barra Total

Contractual Carrying Groups



This Month YoY

15,392

LY: 16,786 (-8.3%)

YoY

115,020

LY: 108,780 (+5.7%)



This Month YoY

5,563

LY: 6,241 (-10.9%)

YoY

48,199

LY: 45,205 (+6.6%)



This Month YoY

100.5

LY: 102.5 (-2%)

YoY

905.6

LY: 1.0K (-13.6%)



This Month YoY

2.5K

LY: 2.8K (-12.2%)

YoY

29.3K

LY: 24.1K (+21.6%)

Passengers

Year	Month	Last Year	This Year	Variance %
2024	September	11,278	11,892	5.4 %
2024	October	5,760	5,574	-3.2 %
2024	November	4,492	3,741	-16.7 %
2024	December	3,212	3,107	-3.3 %
2025	January	3,062	3,086	0.8 %
2025	February	3,353	2,916	-13.0 %
2025	March	4,938	4,250	-13.9 %
2025	April	8,665	11,841	36.7 %
2025	May	15,770	16,400	4.0 %
2025	June	14,584	14,678	0.6 %
2025	July	16,772	22,143	32.0 %
2025	August	16,894	15,392	-8.9 %
Total		108,780	115,020	5.7 %

Cars

Year	Month	Last Year	This Year	Variance %
2024	September	4,508	5,061	12.3 %
2024	October	2,772	2,747	-0.9 %
2024	November	2,531	2,154	-14.9 %
2024	December	1,722	1,685	-2.1 %
2025	January	1,744	1,814	4.0 %
2025	February	1,912	1,632	-14.6 %
2025	March	2,631	2,333	-11.3 %
2025	April	3,810	5,086	33.5 %
2025	May	6,098	6,694	9.8 %
2025	June	5,369	5,633	4.9 %
2025	July	5,831	7,797	33.7 %
2025	August	6,277	5,563	-11.4 %
Total		45,205	48,199	6.6 %

Coach Metres

Year	Month	Last Year	This Year	Variance %
2024	September	196.9	311.6	58.3 %
2024	October	50.0	85.5	71.0 %
2024	November	34.2	0.0	-100.0 %
2024	December	28.0	0.0	-100.0 %
2025	January	6.5	0.0	-100.0 %
2025	February	6.6	12.0	81.8 %
2025	March	42.6	0.0	-100.0 %
2025	April	82.2	37.0	-55.0 %
2025	May	83.7	39.5	-52.8 %
2025	June	187.5	153.5	-18.1 %
2025	July	227.0	166.0	-26.9 %
2025	August	102.5	100.5	-2.0 %
Total		1,047.7	905.6	-13.6 %

Commercial Vehicle Metres

Year	Month	Last Year	This Year	Variance %
2024	September	2,267.4	2,560.3	12.9 %
2024	October	1,806.2	1,691.8	-6.3 %
2024	November	2,415.6	2,293.3	-5.1 %
2024	December	1,706.6	1,657.4	-2.9 %
2025	January	1,674.4	1,819.8	8.7 %
2025	February	1,590.1	1,634.0	2.8 %
2025	March	1,891.6	2,914.5	54.1 %
2025	April	2,012.0	3,067.9	52.5 %
2025	May	2,343.6	2,846.8	21.5 %
2025	June	1,807.6	3,066.3	69.6 %
2025	July	1,694.4	3,218.1	89.9 %
2025	August	2,859.6	2,501.1	-12.5 %
Total		24,069.1	29,271.3	21.6 %

Ardmhor (Barra) - Eriskay

Contractual Carrying Groups



This Month YoY

7,672

LY: 8,443 (-9.1%)

YoY

56,748

LY: 58,041 (-2.2%)



This Month YoY

2,837

LY: 3,168 (-10.4%)

YoY

25,032

LY: 25,175 (-0.6%)



This Month YoY

75.5

LY: 75.0 (+0.7%)

YoY

707.5

LY: 874.9 (-19.1%)



This Month YoY

904.0

LY: 1.1K (-20%)

YoY

9.9K

LY: 8.7K (+14.4%)

Passengers

Year	Month	Last Year	This Year	Variance %
2024	September	6,685	6,853	2.5 %
2024	October	2,836	2,797	-1.4 %
2024	November	2,118	2,060	-2.7 %
2024	December	1,331	1,426	7.1 %
2025	January	1,441	1,470	2.0 %
2025	February	1,996	1,732	-13.2 %
2025	March	2,852	2,126	-25.5 %
2025	April	4,541	5,302	16.8 %
2025	May	8,418	8,380	-0.5 %
2025	June	8,344	7,910	-5.2 %
2025	July	9,036	9,020	-0.2 %
2025	August	8,443	7,672	-9.1 %
Total		58,041	56,748	-2.2 %

Cars

Year	Month	Last Year	This Year	Variance %
2024	September	2,665	2,947	10.6 %
2024	October	1,458	1,522	4.4 %
2024	November	1,263	1,295	2.5 %
2024	December	801	909	13.5 %
2025	January	910	976	7.3 %
2025	February	1,209	1,067	-11.7 %
2025	March	1,656	1,325	-20.0 %
2025	April	2,162	2,454	13.5 %
2025	May	3,362	3,390	0.8 %
2025	June	3,187	2,971	-6.8 %
2025	July	3,334	3,339	0.1 %
2025	August	3,168	2,837	-10.4 %
Total		25,175	25,032	-0.6 %

Coach Metres

Year	Month	Last Year	This Year	Variance %
2024	September	181.7	285.5	57.1 %
2024	October	25.0	53.3	113.2 %
2024	November	13.0	0.0	-100.0 %
2024	December	21.0	0.0	-100.0 %
2025	January	0.0	0.0	0.0 %
2025	February	0.0	0.0	0.0 %
2025	March	36.0	0.0	-100.0 %
2025	April	51.0	37.0	-27.5 %
2025	May	69.7	18.0	-74.2 %
2025	June	187.5	135.2	-27.9 %
2025	July	215.0	103.0	-52.1 %
2025	August	75.0	75.5	0.7 %
Total		874.9	707.5	-19.1 %

Commercial Vehicle Metres

Year	Month	Last Year	This Year	Variance %
2024	September	817.5	851.5	4.2 %
2024	October	610.5	700.6	14.8 %
2024	November	572.5	756.0	32.1 %
2024	December	454.5	617.5	35.9 %
2025	January	786.0	707.5	-10.0 %
2025	February	628.0	561.7	-10.6 %
2025	March	676.0	611.9	-9.5 %
2025	April	909.5	1,109.7	22.0 %
2025	May	835.0	985.8	18.1 %
2025	June	639.5	1,237.3	93.5 %
2025	July	613.5	874.7	42.6 %
2025	August	1,130.2	904.0	-20.0 %
Total		8,672.7	9,918.2	14.4 %

Oban - Castlebay/Lochboisdale

Contractual Carrying Groups



This Month YoY

7,720

LY: 8,343 (-7.5%)

YoY

58,272

LY: 50,739 (+14.8%)



This Month YoY

2,726

LY: 3,073 (-11.3%)

YoY

23,167

LY: 20,030 (+15.7%)



This Month YoY

25.0

LY: 27.5 (-9.1%)

YoY

198.1

LY: 172.8 (+14.6%)



This Month YoY

1.6K

LY: 1.7K (-7.1%)

YoY

19.4K

LY: 15.4K (+25.7%)

Passengers

Year	Month	Last Year	This Year	Variance %
2024	September	4,593	5,039	9.7 %
2024	October	2,924	2,777	-5.0 %
2024	November	2,374	1,681	-29.2 %
2024	December	1,881	1,681	-10.6 %
2025	January	1,621	1,616	-0.3 %
2025	February	1,357	1,184	-12.7 %
2025	March	2,086	2,124	1.8 %
2025	April	4,124	6,539	58.6 %
2025	May	7,352	8,020	9.1 %
2025	June	6,240	6,768	8.5 %
2025	July	7,736	13,123	69.6 %
2025	August	8,451	7,720	-8.6 %
Total		50,739	58,272	14.8 %

Cars

Year	Month	Last Year	This Year	Variance %
2024	September	1,843	2,114	14.7 %
2024	October	1,314	1,225	-6.8 %
2024	November	1,268	859	-32.3 %
2024	December	921	776	-15.7 %
2025	January	834	838	0.5 %
2025	February	703	565	-19.6 %
2025	March	975	1,008	3.4 %
2025	April	1,648	2,632	59.7 %
2025	May	2,736	3,304	20.8 %
2025	June	2,182	2,662	22.0 %
2025	July	2,497	4,458	78.5 %
2025	August	3,109	2,726	-12.3 %
Total		20,030	23,167	15.7 %

Coach Metres

Year	Month	Last Year	This Year	Variance %
2024	September	15.2	26.1	71.7 %
2024	October	25.0	32.2	28.8 %
2024	November	21.2	0.0	-100.0 %
2024	December	7.0	0.0	-100.0 %
2025	January	6.5	0.0	-100.0 %
2025	February	6.6	12.0	81.8 %
2025	March	6.6	0.0	-100.0 %
2025	April	31.2	0.0	-100.0 %
2025	May	14.0	21.5	53.6 %
2025	June	0.0	18.3	0.0 %
2025	July	12.0	63.0	425.0 %
2025	August	27.5	25.0	-9.1 %
Total		172.8	198.1	14.6 %

Commercial Vehicle Metres

Year	Month	Last Year	This Year	Variance %
2024	September	1,449.9	1,708.8	17.9 %
2024	October	1,195.7	991.2	-17.1 %
2024	November	1,843.1	1,537.3	-16.6 %
2024	December	1,252.1	1,039.9	-16.9 %
2025	January	888.4	1,112.3	25.2 %
2025	February	962.1	1,072.3	11.5 %
2025	March	1,215.6	2,302.6	89.4 %
2025	April	1,102.5	1,958.2	77.6 %
2025	May	1,508.6	1,861.0	23.4 %
2025	June	1,168.1	1,829.0	56.6 %
2025	July	1,080.9	2,343.4	116.8 %
2025	August	1,729.4	1,597.1	-7.7 %
Total		15,396.4	19,353.1	25.7 %



Cars



Ardmhor (Barra) - Eriskay				
Year	Month	Last Year	This Year	Var %
2024	September	971	1,389	43.0 %
2024	October	586	822	40.3 %
2024	November	561	672	19.8 %
2024	December	355	360	1.4 %
2025	January	466	616	32.2 %
2025	February	527	700	32.8 %
2025	March	761	866	13.8 %
2025	April	1,158	1,536	32.6 %
2025	May	1,292	1,908	47.7 %
2025	June	1,528	1,869	22.3 %
2025	July	1,592	2,150	35.1 %
2025	August	1,939	1,806	-6.9 %
Total		11,736	14,694	25.2 %

Oban - Castlebay/Lochboisdale				
Year	Month	Last Year	This Year	Var %
2024	September	1,088	1,410	29.6 %
2024	October	988	896	-9.3 %
2024	November	972	615	-36.7 %
2024	December	741	627	-15.4 %
2025	January	688	619	-10.0 %
2025	February	519	415	-20.0 %
2025	March	727	732	0.7 %
2025	April	1,223	1,855	51.7 %
2025	May	1,792	2,109	17.7 %
2025	June	1,664	1,819	9.3 %
2025	July	2,030	3,362	65.6 %
2025	August	2,179	1,889	-13.3 %
Total		14,611	16,348	11.9 %



LGVs




Ardmhor (Barra) - Eriskay				
Year	Month	Last Year	This Year	Var %
2024	September	103	211	104.9 %
2024	October	105	151	43.8 %
2024	November	165	158	-4.2 %
2024	December	119	99	-16.8 %
2025	January	138	178	29.0 %
2025	February	158	203	28.5 %
2025	March	218	248	13.8 %
2025	April	203	279	37.4 %
2025	May	165	228	38.2 %
2025	June	167	234	40.1 %
2025	July	185	266	43.8 %
2025	August	211	288	36.5 %
Total		1,937	2,543	31.3 %

Oban - Castlebay/Lochboisdale				
Year	Month	Last Year	This Year	Var %
2024	September	117	183	56.4 %
2024	October	129	126	-2.3 %
2024	November	151	135	-10.6 %
2024	December	86	98	14.0 %
2025	January	79	123	55.7 %
2025	February	88	81	-8.0 %
2025	March	109	141	29.4 %
2025	April	139	233	67.6 %
2025	May	194	200	3.1 %
2025	June	153	168	9.8 %
2025	July	160	238	48.8 %
2025	August	144	176	22.2 %
Total		1,549	1,902	22.8 %



Motorhomes



Ardmhor (Barra) - Eriskay				
Year	Month	Last Year	This Year	Var %
2024	September	256	416	62.5 %
2024	October	49	69	40.8 %
2024	November	13	18	38.5 %
2024	December	3	10	233.3 %
2025	January	13	4	-69.2 %
2025	February	8	11	37.5 %
2025	March	51	38	-25.5 %
2025	April	212	322	51.9 %
2025	May	513	775	51.1 %
2025	June	415	544	31.1 %
2025	July	358	470	31.3 %
2025	August	390	393	0.8 %
Total		2,281	3,070	34.6 %

Oban - Castlebay/Lochboisdale				
Year	Month	Last Year	This Year	Var %
2024	September	281	385	37.0 %
2024	October	64	80	25.0 %
2024	November	26	23	-11.5 %
2024	December	11	7	-36.4 %
2025	January	17	10	-41.2 %
2025	February	15	12	-20.0 %
2025	March	49	52	6.1 %
2025	April	245	418	70.6 %
2025	May	697	791	13.5 %
2025	June	459	529	15.3 %
2025	July	416	579	39.2 %
2025	August	449	425	-5.3 %
Total		2,729	3,311	21.3 %




Reliability & Punctuality



Reliability

Route		Ardmhor (Barra) - Eriskay		Oban - Castlebay/Lochboisdale	
Year	Month	Contractual	Actual	Contractual	Actual
2024	September	98.7%	91.9%	100.0%	96.7%
	October	98.3%	81.0%	100.0%	80.4%
	November	100.0%	87.7%	56.4%	43.6%
	December	99.6%	77.1%	100.0%	84.1%
2025	January	98.5%	88.8%	100.0%	81.3%
	February	99.2%	75.8%	85.5%	47.4%
	March	89.8%	82.7%	100.0%	55.7%
	April	100.0%	99.3%	100.0%	98.9%
	May	100.0%	98.1%	96.7%	90.0%
	June	100.0%	95.2%	94.9%	92.3%
	July	100.0%	100.0%	100.0%	100.0%
	August	99.4%	88.3%	100.0%	93.5%
Total		98.6%	89.2%	94.3%	80.4%



Punctuality

Route		Ardmhor (Barra) - Eriskay		Oban - Castlebay/Lochboisdale	
Year	Month	Contractual	Actual	Contractual	Actual
2024	September	100.0%	100.0%	100.0%	93.1%
	October	100.0%	98.8%	100.0%	84.4%
	November	100.0%	98.8%	97.1%	97.1%
	December	99.5%	97.5%	94.6%	70.3%
2025	January	99.6%	98.3%	96.9%	75.4%
	February	100.0%	97.9%	88.9%	55.6%
	March	99.6%	97.4%	100.0%	55.1%
	April	99.7%	98.6%	95.6%	86.8%
	May	100.0%	100.0%	92.6%	86.4%
	June	100.0%	99.6%	97.2%	91.7%
	July	99.3%	97.7%	100.0%	83.3%
	August	100.0%	98.9%	94.8%	82.8%
Total		99.8%	98.7%	96.7%	81.7%



Reliability & Punctuality Summary

Summary of Scheduled, Operated, Cancelled & Diverted Sailings by Route & Leg								
Year	Month	Route	Leg	Operated Sailings	Scheduled Sailings	Additional Sailings	Cancelled Sailings	Diverted Sailings
2025	August	Ardmhor (Barra) - Eriskay	Ardmhor-Eriskay	137	154	1	18	0
2025	August	Ardmhor (Barra) - Eriskay	Eriskay-Ardmhor	137	154	1	18	0
2025	August	Oban - Castlebay/Lochboisdale	Castlebay-Oban	29	31	0	2	0
2025	August	Oban - Castlebay/Lochboisdale	Lochboisdale-Oban	1		1	0	0
2025	August	Oban - Castlebay/Lochboisdale	Oban-Castlebay	29	31	0	2	0
2025	August	Oban - Castlebay/Lochboisdale	Oban-Lochboisdale	2		2	0	0
Total				335	370	5	40	0

Reliability & Punctuality Summary

Summary of Cancellations, Lateness & Relief Events
by Route & Leg

Year	Month	Route	Leg	Cancelled Sailings	Cancelled (Relief)	Cancelled (No Relief)	On Time	Level 1 Late	Level 1 (Relief)	Level 1 (No Relief)	Level 2 Late	Level 2 (Relief)	Level 2 (No Relief)
2025	August	Ardmhor (Barra) - Eriskay	Ardmhor-Eriskay	18	17	1	134	1	1	0	1	1	0
2025	August	Ardmhor (Barra) - Eriskay	Eriskay-Ardmhor	18	17	1	135	1	1	0	0	0	0
2025	August	Oban - Castlebay/Lochboisdale	Castlebay-Oban	2	2	0	25	2	1	1	2	1	1
2025	August	Oban - Castlebay/Lochboisdale	Lochboisdale-Oban	0	0	0	0	0	0	0	0	0	0
2025	August	Oban - Castlebay/Lochboisdale	Oban-Castlebay	2	2	0	23	4	4	0	2	1	1
2025	August	Oban - Castlebay/Lochboisdale	Oban-Lochboisdale	0	0	0	0	0	0	0	0	0	0
Total				40	38	2	317	8	7	1	5	3	2