


Shipped Passengers

Wemyss Bay - Rothesay



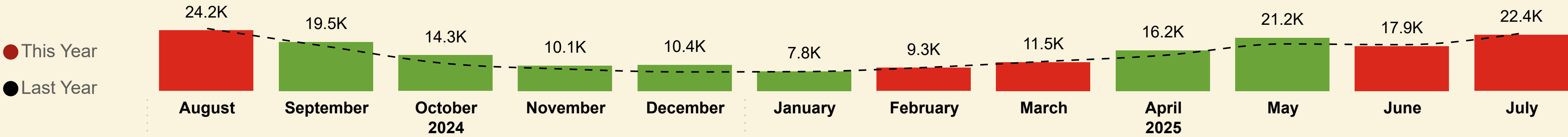
This Month YoY

82,558
LY: 83,404 (-1.01%)

YoY

687,108
LY: 689,445 (-0.3%)

Colintraive - Rhubodach



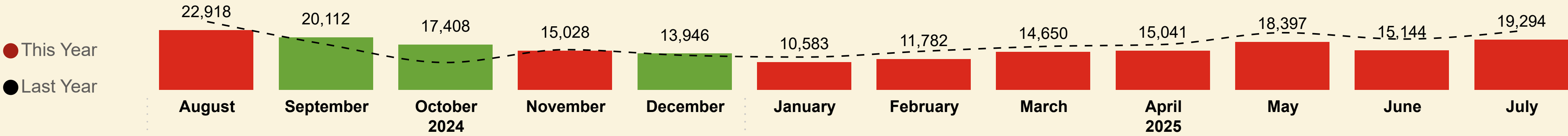
This Month YoY

22,370
LY: 23,047 (-2.94%)

YoY

184,675
LY: 173,219 (+6.6%)

Gourock - Dunoon



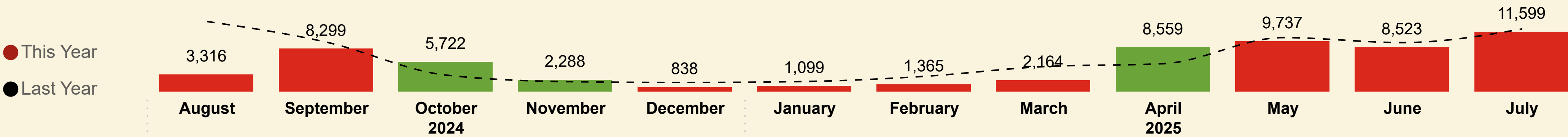
This Month YoY

19,294
LY: 22,720 (-15.08%)

YoY

194,303
LY: 208,389 (-6.8%)

Tarbert LF - Portavadie



This Month YoY

11,599
LY: 12,108 (-4.2%)

YoY

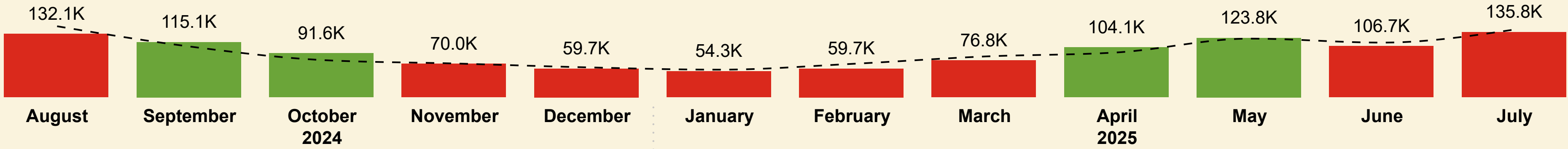
63,509
LY: 76,969 (-17.5%)



Shipped Passengers

Total Cowal

● This Year
● Last Year



This Month YoY

135,821

LY: 141,279 (-3.86%)

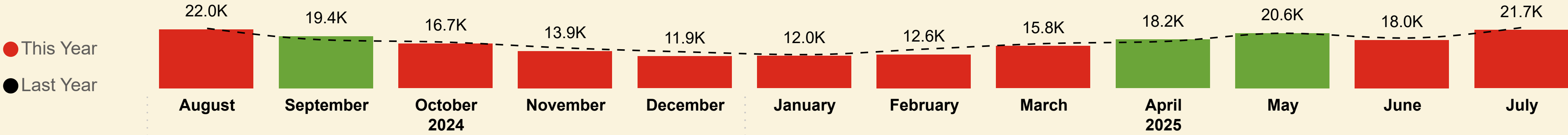
YoY

1,129,595

LY: 1,148,022 (-1.6%)

Shipped Cars

Wemyss Bay - Rothesay



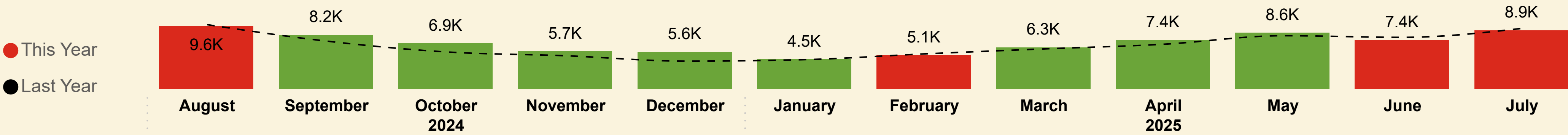
This Month YoY

21,746
LY: 22,688 (-4.15%)

YoY

202,885
LY: 209,509 (-3.2%)

Colintraive - Rhubodach



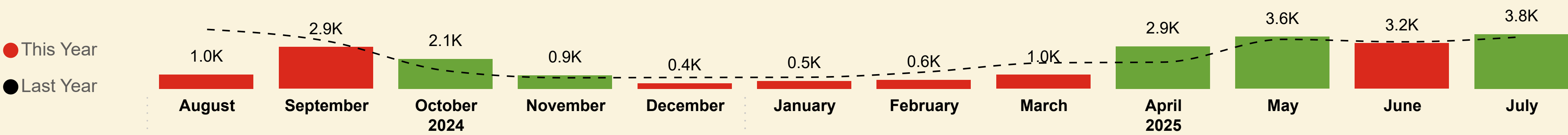
This Month YoY

8,930
LY: 9,237 (-3.32%)

YoY

84,444
LY: 79,958 (+5.6%)

Tarbert LF - Portavadie



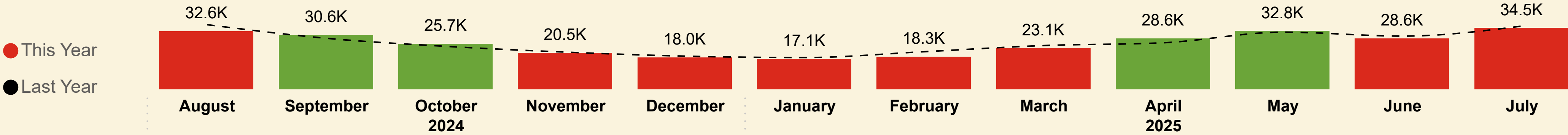
This Month YoY

3,798
LY: 3,607 (+5.3%)

YoY

22,934
LY: 26,150 (-12.3%)

Cowal Total



This Month YoY

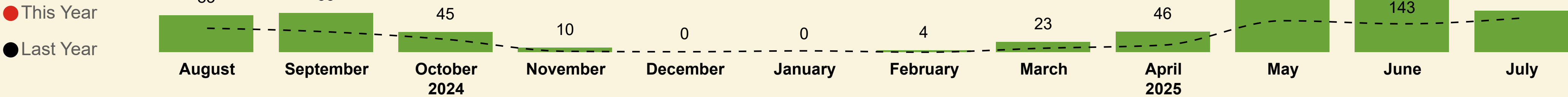
34,474
LY: 35,532 (-2.98%)

YoY

310,263
LY: 315,617 (-1.7%)

Shipped Coaches

Wemyss Bay - Rothesay



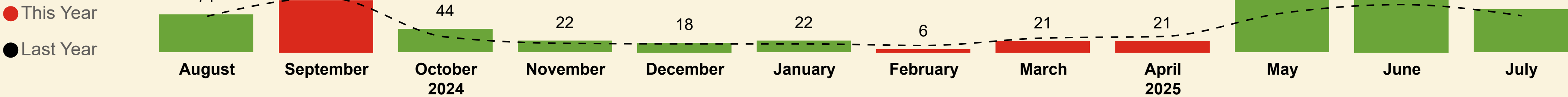
This Month YoY

93
LY: 77 (+20.78%)

YoY

659
LY: 372 (+77.2%)

Colintraive - Rhubodach



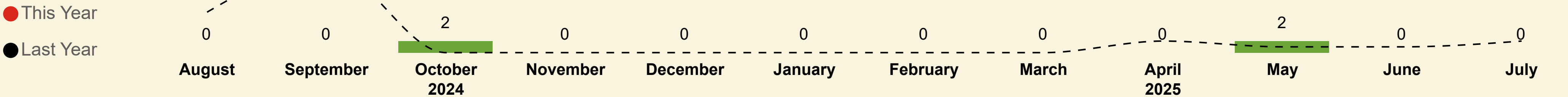
This Month YoY

81
LY: 69 (+17.39%)

YoY

616
LY: 552 (+11.6%)

Tarbert LF - Portavadie



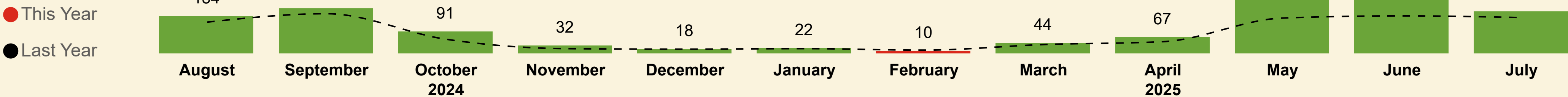
This Month YoY

0
LY: 2 (-100%)

YoY

4
LY: 28 (-85.7%)

Cowal Total



This Month YoY

174
LY: 148 (+17.57%)

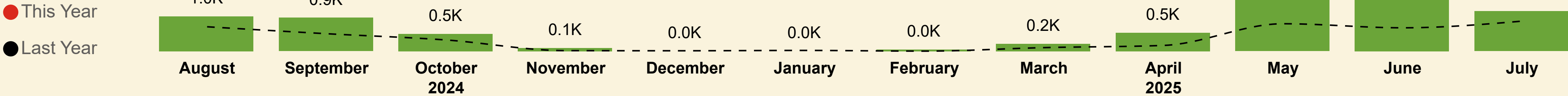
YoY

1279
LY: 952 (+34.3%)



Shipped Coach Metres

Wemyss Bay - Rothesay



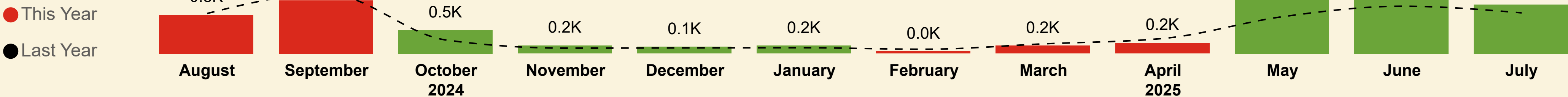
This Month YoY

1.1K
LY: 840.1 (+33%)

YoY

7.5K
LY: 4.0K (+86.5%)

Colintraive - Rhubodach



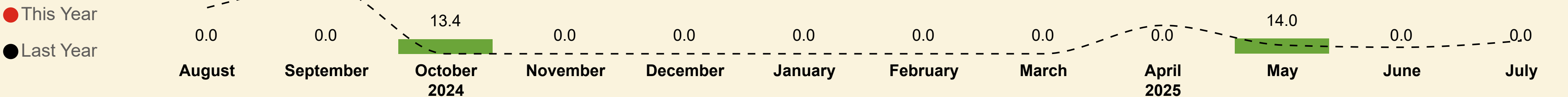
This Month YoY

963.0
LY: 799.5 (+20.5%)

YoY

6.4K
LY: 5.6K (+14.7%)

Tarbert LF - Portavadie



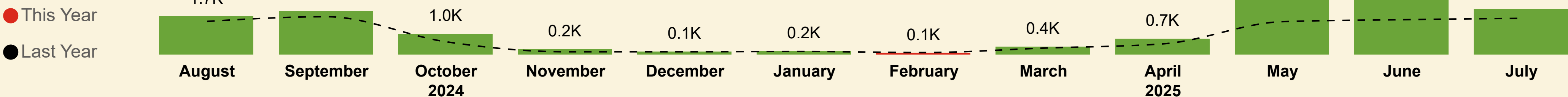
This Month YoY

0.0
LY: 12.0 (-100%)

YoY

27.4
LY: 156.7 (-82.5%)

Cowal Total



This Month YoY

2.1K
LY: 1.7K (+25.9%)

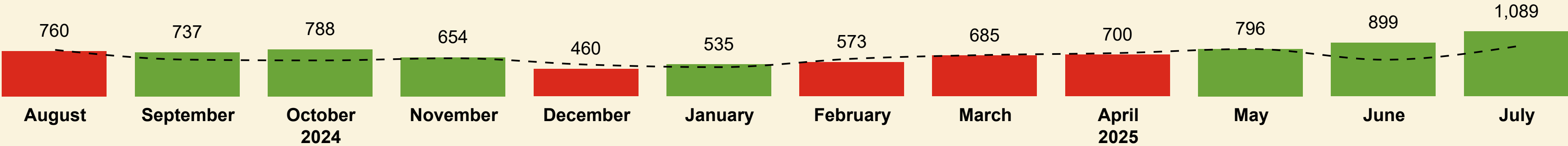
YoY

14.0K
LY: 9.8K (+42.8%)

Shipped Commercial Vehicles

Wemyss Bay - Rothesay

● This Year
● Last Year



This Month YoY

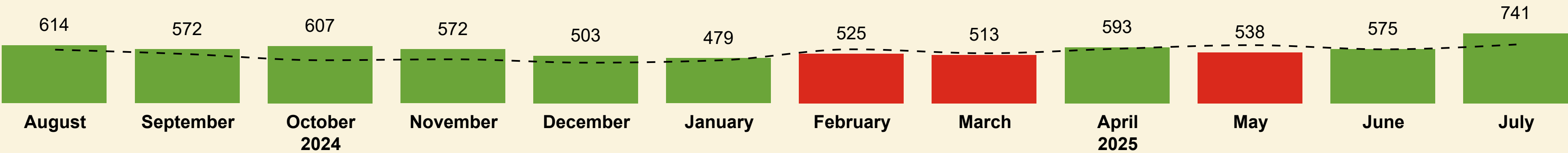
1,089
LY: 840 (+29.6%)

YoY

8,676
LY: 7,953 (+9.1%)

Colintraive - Rhubodach

● This Year
● Last Year



This Month YoY

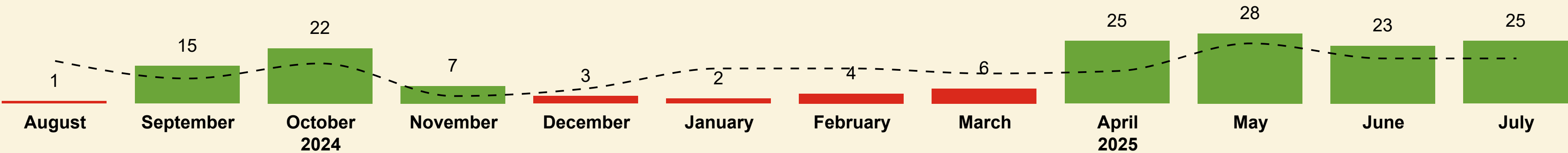
741
LY: 623 (+18.9%)

YoY

6,832
LY: 6,387 (+7%)

Tarbert LF - Portavadie

● This Year
● Last Year



This Month YoY

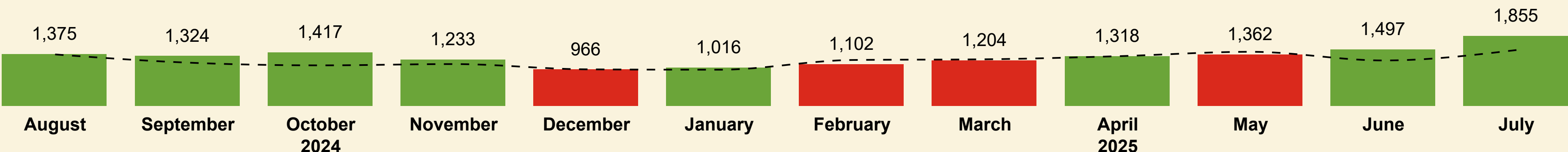
25
LY: 18 (+38.9%)

YoY

161
LY: 165 (-2.4%)

Cowal Total

● This Year
● Last Year



This Month YoY

1,855
LY: 1,481 (+25.3%)

YoY


15,669
LY: 14,505 (+8%)



Shipped Commercial Vehicle Metres

Wemyss Bay - Rothesay

● This Year
● Last Year



This Month YoY

11.5K

LY: 8.4K (+36.6%)

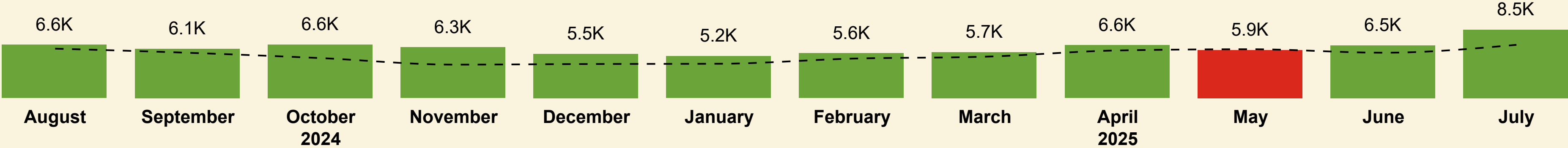
YoY

91.3K

LY: 75.9K (+20.3%)

Colintraive - Rhubodach

● This Year
● Last Year



This Month YoY

8.5K

LY: 6.6K (+28.4%)

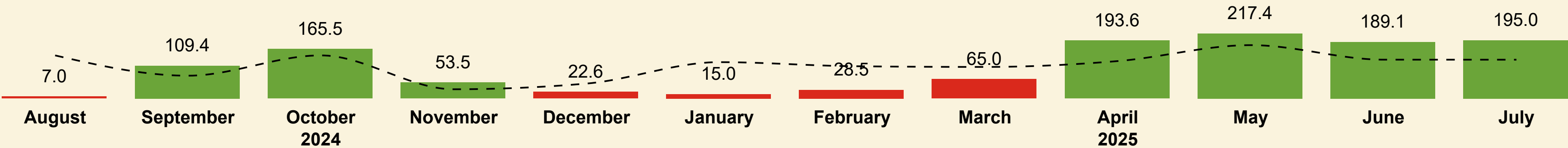
YoY

75.1K

LY: 63.5K (+18.2%)

Tarbert LF - Portavadie

● This Year
● Last Year



This Month YoY

195.0

LY: 129.7 (+50.3%)

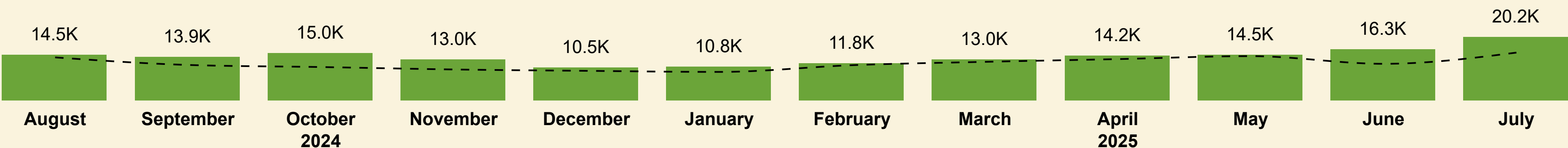
YoY

1.3K

LY: 1.3K (-6.1%)

Cowal Total

● This Year
● Last Year



This Month YoY

20.2K

LY: 15.1K (+33.1%)

YoY

167.6K

LY: 140.7K (+19.1%)

Cowal Total

Contractual Carrying Groups



This Month YoY

135,821

LY: 141,279 (-3.9%)

YoY

1,129,595

LY: 1,148,022 (-1.6%)



This Month YoY

34,474

LY: 35,532 (-3%)

YoY

310,263

LY: 315,626 (-1.7%)



This Month YoY

2.08K

LY: 1.65K (+25.9%)

YoY

13.97K

LY: 9.78K (+42.8%)



This Month YoY

20.16K

LY: 15.14K (+33.1%)

YoY

167.64K

LY: 140.74K (+19.1%)

Passengers

Year	Month	Last Year	This Year	Variance %
2024	August	148,061	132,051	-10.8 %
2024	September	105,872	115,109	8.7 %
2024	October	77,654	91,593	18.0 %
2024	November	70,492	69,962	-0.8 %
2024	December	62,432	59,686	-4.4 %
2025	January	57,600	54,287	-5.8 %
2025	February	69,697	59,675	-14.4 %
2025	March	85,089	76,789	-9.8 %
2025	April	93,558	104,121	11.3 %
2025	May	122,275	123,815	1.3 %
2025	June	114,013	106,686	-6.4 %
2025	July	141,279	135,821	-3.9 %
Total		1,148,022	1,129,595	-1.6 %

Cars

Year	Month	Last Year	This Year	Variance %
2024	August	36,302	32,624	-10.1 %
2024	September	28,637	30,569	6.7 %
2024	October	24,103	25,683	6.6 %
2024	November	20,865	20,504	-1.7 %
2024	December	18,596	17,974	-3.3 %
2025	January	17,804	17,092	-4.0 %
2025	February	21,111	18,336	-13.1 %
2025	March	24,570	23,054	-6.2 %
2025	April	26,130	28,569	9.3 %
2025	May	32,090	32,757	2.1 %
2025	June	29,886	28,627	-4.2 %
2025	July	35,532	34,474	-3.0 %
Total		315,626	310,263	-1.7 %

Coach Metres

Year	Month	Last Year	This Year	Variance %
2024	August	1,511.5	1,736.2	14.9 %
2024	September	1,725.7	1,982.7	14.9 %
2024	October	577.6	953.3	65.0 %
2024	November	119.5	243.6	103.8 %
2024	December	120.0	130.4	8.7 %
2025	January	132.5	152.9	15.4 %
2025	February	84.0	68.0	-19.0 %
2025	March	287.7	360.0	25.1 %
2025	April	482.2	724.4	50.2 %
2025	May	1,499.0	2,633.8	75.7 %
2025	June	1,589.3	2,903.5	82.7 %
2025	July	1,651.6	2,080.1	25.9 %
Total		9,780.5	13,968.7	42.8 %

Commercial Vehicle Metres

Year	Month	Last Year	This Year	Variance %
2024	August	13,621.9	14,513.1	6.5 %
2024	September	11,222.8	13,863.3	23.5 %
2024	October	10,558.4	15,036.1	42.4 %
2024	November	9,787.7	13,041.8	33.2 %
2024	December	9,354.1	10,485.3	12.1 %
2025	January	9,011.7	10,760.6	19.4 %
2025	February	11,148.3	11,778.9	5.7 %
2025	March	12,211.2	13,033.3	6.7 %
2025	April	13,078.8	14,162.6	8.3 %
2025	May	14,018.3	14,521.1	3.6 %
2025	June	11,583.3	16,281.2	40.6 %
2025	July	15,144.8	20,159.6	33.1 %
Total		140,741.3	167,636.9	19.1 %

Cowal

Jul-2025

Monthly Performance Pack

Carrying Trends

Wemyss Bay - Rothesay

Contractual Carrying Groups

This Month YoY

82,558

LY: 83,404 (-1%)

YoY

687,108

LY: 689,445 (-0.3%)

This Month YoY

21,746

LY: 22,688 (-4.2%)

YoY

202,885

LY: 209,509 (-3.2%)

This Month YoY

1.12K

LY: 840.12 (+33%)

YoY

7.54K

LY: 4.04K (+86.5%)

This Month YoY

11.50K

LY: 8.42K (+36.6%)

YoY

91.31K

LY: 75.92K (+20.3%)

Passengers

Year	Month	Last Year	This Year	Variance %
2024	August	83,394	81,635	-2.1 %
2024	September	61,154	67,196	9.9 %
2024	October	53,074	54,169	2.1 %
2024	November	44,443	42,538	-4.3 %
2024	December	39,862	34,507	-13.4 %
2025	January	35,374	34,810	-1.6 %
2025	February	42,587	37,278	-12.5 %
2025	March	51,867	48,465	-6.6 %
2025	April	56,545	64,368	13.8 %
2025	May	71,150	74,464	4.7 %
2025	June	66,591	65,120	-2.2 %
2025	July	83,404	82,558	-1.0 %
Total		689,445	687,108	-0.3 %

Cars

Year	Month	Last Year	This Year	Variance %
2024	August	22,370	22,008	-1.6 %
2024	September	18,028	19,442	7.8 %
2024	October	17,213	16,689	-3.0 %
2024	November	15,048	13,866	-7.9 %
2024	December	13,579	11,948	-12.0 %
2025	January	12,544	12,044	-4.0 %
2025	February	14,614	12,584	-13.9 %
2025	March	16,665	15,761	-5.4 %
2025	April	17,465	18,198	4.2 %
2025	May	20,540	20,581	0.2 %
2025	June	18,755	18,018	-3.9 %
2025	July	22,688	21,746	-4.2 %
Total		209,509	202,885	-3.2 %

Coach Metres

Year	Month	Last Year	This Year	Variance %
2024	August	681.9	974.9	43.0 %
2024	September	487.6	936.1	92.0 %
2024	October	312.1	482.6	54.6 %
2024	November	13.5	87.3	546.3 %
2024	December	10.0	0.0	-100.0 %
2025	January	19.5	0.0	-100.0 %
2025	February	0.0	26.0	0.0 %
2025	March	98.1	207.0	111.0 %
2025	April	160.0	516.1	222.6 %
2025	May	766.8	1,461.4	90.6 %
2025	June	653.1	1,731.5	165.1 %
2025	July	840.1	1,117.1	33.0 %
Total		4,042.7	7,539.9	86.5 %

Commercial Vehicle Metres

Year	Month	Last Year	This Year	Variance %
2024	August	7,355.8	7,900.0	7.4 %
2024	September	5,534.1	7,647.3	38.2 %
2024	October	5,462.7	8,227.6	50.6 %
2024	November	5,615.6	6,698.2	19.3 %
2024	December	5,085.2	4,983.8	-2.0 %
2025	January	4,638.6	5,548.0	19.6 %
2025	February	6,152.9	6,196.9	0.7 %
2025	March	6,978.5	7,281.5	4.3 %
2025	April	7,054.0	7,414.4	5.1 %
2025	May	7,791.2	8,364.5	7.4 %
2025	June	5,834.0	9,555.3	63.8 %
2025	July	8,418.8	11,497.2	36.6 %
Total		75,921.4	91,314.9	20.3 %

Cowal

Jul-2025

Monthly Performance Pack

Carrying Trends

Colintraive - Rhubodach

Contractual Carrying Groups

This Month YoY

22,370

LY: 23,047 (-2.9%)

YoY

184,675

LY: 173,219 (+6.6%)

This Month YoY

8,930

LY: 9,237 (-3.3%)

YoY

84,444

LY: 79,958 (+5.6%)

This Month YoY

962.98

LY: 799.45 (+20.5%)

YoY

6.40K

LY: 5.58K (+14.7%)

This Month YoY

8.47K

LY: 6.60K (+28.4%)

YoY

75.06K

LY: 63.48K (+18.2%)

Passengers

Year	Month	Last Year	This Year	Variance %
2024	August	24,899	24,182	-2.9 %
2024	September	17,767	19,502	9.8 %
2024	October	10,943	14,294	30.6 %
2024	November	8,731	10,108	15.8 %
2024	December	7,591	10,395	36.9 %
2025	January	7,727	7,795	0.9 %
2025	February	9,349	9,250	-1.1 %
2025	March	11,752	11,510	-2.1 %
2025	April	14,209	16,153	13.7 %
2025	May	18,755	21,217	13.1 %
2025	June	18,449	17,899	-3.0 %
2025	July	23,047	22,370	-2.9 %
Total		173,219	184,675	6.6 %

Cars

Year	Month	Last Year	This Year	Variance %
2024	August	9,808	9,626	-1.9 %
2024	September	7,291	8,223	12.8 %
2024	October	5,637	6,923	22.8 %
2024	November	5,054	5,711	13.0 %
2024	December	4,232	5,647	33.4 %
2025	January	4,460	4,509	1.1 %
2025	February	5,339	5,132	-3.9 %
2025	March	6,101	6,316	3.5 %
2025	April	6,814	7,426	9.0 %
2025	May	8,116	8,560	5.5 %
2025	June	7,869	7,441	-5.4 %
2025	July	9,237	8,930	-3.3 %
Total		79,958	84,444	5.6 %

Coach Metres

Year	Month	Last Year	This Year	Variance %
2024	August	787.1	761.3	-3.3 %
2024	September	1,176.1	1,046.6	-11.0 %
2024	October	265.5	457.3	72.2 %
2024	November	106.0	156.4	47.5 %
2024	December	110.0	130.4	18.5 %
2025	January	113.0	152.9	35.3 %
2025	February	84.0	42.0	-50.0 %
2025	March	189.6	153.0	-19.3 %
2025	April	296.0	208.3	-29.6 %
2025	May	724.2	1,158.3	59.9 %
2025	June	930.2	1,172.0	26.0 %
2025	July	799.5	963.0	20.5 %
Total		5,581.1	6,401.4	14.7 %

Commercial Vehicle Metres

Year	Month	Last Year	This Year	Variance %
2024	August	6,122.1	6,606.1	7.9 %
2024	September	5,612.4	6,106.6	8.8 %
2024	October	4,951.7	6,642.9	34.2 %
2024	November	4,141.1	6,290.1	51.9 %
2024	December	4,218.9	5,479.0	29.9 %
2025	January	4,251.6	5,197.6	22.3 %
2025	February	4,887.4	5,553.5	13.6 %
2025	March	5,127.2	5,686.8	10.9 %
2025	April	5,899.7	6,554.6	11.1 %
2025	May	6,048.8	5,939.2	-1.8 %
2025	June	5,619.6	6,536.8	16.3 %
2025	July	6,596.3	8,467.4	28.4 %
Total		63,476.7	75,060.5	18.2 %



This Month YoY

19,294

LY: 22,720 (-15.1%)

YoY

194,303

LY: 208,389 (-6.8%)


Passengers				
Year	Month	Last Year	This Year	Variance %
2024	August	26,217	22,918	-12.6 %
2024	September	17,410	20,112	15.5 %
2024	October	10,470	17,408	66.3 %
2024	November	15,415	15,028	-2.5 %
2024	December	13,237	13,946	5.4 %
2025	January	12,571	10,583	-15.8 %
2025	February	14,834	11,782	-20.6 %
2025	March	16,651	14,650	-12.0 %
2025	April	17,419	15,041	-13.7 %
2025	May	21,938	18,397	-16.1 %
2025	June	19,507	15,144	-22.4 %
2025	July	22,720	19,294	-15.1 %
Total		208,389	194,303	-6.8 %

Cowal

Jul-2025


Monthly Performance Pack

Carrying Trends



Tarbert LF - Portavadie

Contractual Carrying Groups



This Month YoY


11,599

LY: 12,108 (-4.2%)

YoY

63,509

LY: 76,969 (-17.5%)



This Month YoY


3,798

LY: 3,607 (+5.3%)

YoY

22,934

LY: 26,150 (-12.3%)



This Month YoY


0.00

LY: 12.00 (-100%)

YoY

27.40

LY: 156.70 (-82.5%)



This Month YoY

195.00

LY: 129.70 (+50.3%)

YoY

1.26K

LY: 1.34K (-6.1%)

Passengers

Year	Month	Last Year	This Year	Variance %
2024	August	13,551	3,316	-75.5 %
2024	September	9,541	8,299	-13.0 %
2024	October	3,167	5,722	80.7 %
2024	November	1,903	2,288	20.2 %
2024	December	1,742	838	-51.9 %
2025	January	1,928	1,099	-43.0 %
2025	February	2,927	1,365	-53.4 %
2025	March	4,819	2,164	-55.1 %
2025	April	5,385	8,559	58.9 %
2025	May	10,432	9,737	-6.7 %
2025	June	9,466	8,523	-10.0 %
2025	July	12,108	11,599	-4.2 %
Total		76,969	63,509	-17.5 %

Cars

Year	Month	Last Year	This Year	Variance %
2024	August	4,124	990	-76.0 %
2024	September	3,318	2,904	-12.5 %
2024	October	1,253	2,071	65.3 %
2024	November	763	927	21.5 %
2024	December	785	379	-51.7 %
2025	January	798	539	-32.5 %
2025	February	1,158	620	-46.5 %
2025	March	1,797	977	-45.6 %
2025	April	1,851	2,945	59.1 %
2025	May	3,434	3,616	5.3 %
2025	June	3,262	3,168	-2.9 %
2025	July	3,607	3,798	5.3 %
Total		26,150	22,934	-12.3 %

Coach Metres

Year	Month	Last Year	This Year	Variance %
2024	August	42.5	0.0	-100.0 %
2024	September	62.0	0.0	-100.0 %
2024	October	0.0	13.4	0.0 %
2024	November	0.0	0.0	0.0 %
2024	December	0.0	0.0	0.0 %
2025	January	0.0	0.0	0.0 %
2025	February	0.0	0.0	0.0 %
2025	March	0.0	0.0	0.0 %
2025	April	26.2	0.0	-100.0 %
2025	May	8.0	14.0	75.0 %
2025	June	6.0	0.0	-100.0 %
2025	July	12.0	0.0	-100.0 %
Total		156.7	27.4	-82.5 %

Commercial Vehicle Metres

Year	Month	Last Year	This Year	Variance %
2024	August	144.0	7.0	-95.1 %
2024	September	76.3	109.4	43.4 %
2024	October	144.0	165.5	14.9 %
2024	November	31.0	53.5	72.6 %
2024	December	50.0	22.6	-54.8 %
2025	January	121.5	15.0	-87.7 %
2025	February	108.0	28.5	-73.6 %
2025	March	105.5	65.0	-38.4 %
2025	April	125.1	193.6	54.8 %
2025	May	178.3	217.4	21.9 %
2025	June	129.8	189.1	45.7 %
2025	July	129.7	195.0	50.3 %
Total		1,343.2	1,261.6	-6.1 %



Cars



Wemyss Bay - Rothesay

Year	Month	Last Year	This Year	Var %
2024	August	18,314	18,416	0.6 %
2024	September	15,339	16,400	6.9 %
2024	October	13,967	14,140	1.2 %
2024	November	12,044	11,688	-3.0 %
2024	December	11,294	9,870	-12.6 %
2025	January	10,035	9,882	-1.5 %
2025	February	11,667	10,185	-12.7 %
2025	March	14,179	12,895	-9.1 %
2025	April	14,595	15,456	5.9 %
2025	May	17,183	17,101	-0.5 %
2025	June	15,779	14,767	-6.4 %
2025	July	19,301	18,105	-6.2 %
Total		173,697	168,905	-2.8 %

Colintraive - Rhubodach


Year	Month	Last Year	This Year	Var %
2024	August	7,747	8,225	6.2 %
2024	September	5,686	6,855	20.6 %
2024	October	4,248	5,763	35.7 %
2024	November	3,876	4,770	23.1 %
2024	December	3,422	4,834	41.3 %
2025	January	3,615	3,842	6.3 %
2025	February	4,270	4,359	2.1 %
2025	March	4,983	5,400	8.4 %
2025	April	5,478	6,383	16.5 %
2025	May	6,661	7,340	10.2 %
2025	June	6,493	6,491	-0.0 %
2025	July	7,742	7,810	0.9 %
Total		64,221	72,072	12.2 %

Tarbert LF - Portavadie

Year	Month	Last Year	This Year	Var %
2024	August	2,984	833	-72.1 %
2024	September	2,328	2,390	2.7 %
2024	October	922	1,735	88.2 %
2024	November	469	720	53.5 %
2024	December	481	302	-37.2 %
2025	January	495	433	-12.5 %
2025	February	746	522	-30.0 %
2025	March	1,379	801	-41.9 %
2025	April	1,447	2,339	61.6 %
2025	May	2,746	2,657	-3.2 %
2025	June	2,776	2,481	-10.6 %
2025	July	2,978	3,011	1.1 %
Total		19,751	18,224	-7.7 %



LGVs



Wemyss Bay - Rothesay

Year	Month	Last Year	This Year	Var %
2024	August	1,737	1,785	2.8 %
2024	September	1,538	1,766	14.8 %
2024	October	1,547	1,531	-1.0 %
2024	November	1,741	1,654	-5.0 %
2024	December	1,173	1,071	-8.7 %
2025	January	1,737	1,410	-18.8 %
2025	February	2,009	1,482	-26.2 %
2025	March	1,719	1,687	-1.9 %
2025	April	1,816	1,750	-3.6 %
2025	May	1,834	1,910	4.1 %
2025	June	1,611	1,919	19.1 %
2025	July	1,851	2,178	17.7 %
Total		20,313	20,143	-0.8 %

Colintraive - Rhubodach


Year	Month	Last Year	This Year	Var %
2024	August	397	730	83.9 %
2024	September	393	702	78.6 %
2024	October	370	707	91.1 %
2024	November	342	650	90.1 %
2024	December	361	490	35.7 %
2025	January	380	449	18.2 %
2025	February	587	569	-3.1 %
2025	March	566	673	18.9 %
2025	April	506	640	26.5 %
2025	May	625	702	12.3 %
2025	June	653	567	-13.2 %
2025	July	676	761	12.6 %
Total		5,856	7,640	30.5 %

Tarbert LF - Portavadie

Year	Month	Last Year	This Year	Var %
2024	August	182	32	-82.4 %
2024	September	155	207	33.5 %
2024	October	66	154	133.3 %
2024	November	84	94	11.9 %
2024	December	70	54	-22.9 %
2025	January	126	80	-36.5 %
2025	February	138	70	-49.3 %
2025	March	178	99	-44.4 %
2025	April	119	156	31.1 %
2025	May	227	210	-7.5 %
2025	June	190	187	-1.6 %
2025	July	203	199	-2.0 %
Total		1,738	1,542	-11.3 %



Motorhomes



Wemyss Bay - Rothesay				
Year	Month	Last Year	This Year	Var %
2024	August	356	375	5.3 %
2024	September	289	394	36.3 %
2024	October	176	151	-14.2 %
2024	November	81	134	65.4 %
2024	December	38	70	84.2 %
2025	January	55	42	-23.6 %
2025	February	96	62	-35.4 %
2025	March	173	138	-20.2 %
2025	April	238	285	19.7 %
2025	May	404	482	19.3 %
2025	June	378	342	-9.5 %
2025	July	435	448	3.0 %
Total		2,719	2,923	7.5 %

Colintraive - Rhubodach				
Year	Month	Last Year	This Year	Var %
2024	August	208	200	-3.8 %
2024	September	176	258	46.6 %
2024	October	62	107	72.6 %
2024	November	28	48	71.4 %
2024	December	14	30	114.3 %
2025	January	22	27	22.7 %
2025	February	32	44	37.5 %
2025	March	77	69	-10.4 %
2025	April	140	177	26.4 %
2025	May	265	293	10.6 %
2025	June	228	178	-21.9 %
2025	July	252	214	-15.1 %
Total		1,504	1,645	9.4 %

Tarbert LF - Portavadie				
Year	Month	Last Year	This Year	Var %
2024	August	128	38	-70.3 %
2024	September	128	197	53.9 %
2024	October	29	87	200.0 %
2024	November	7	20	185.7 %
2024	December	10	1	-90.0 %
2025	January	8	9	12.5 %
2025	February	11	13	18.2 %
2025	March	47	31	-34.0 %
2025	April	74	160	116.2 %
2025	May	213	272	27.7 %
2025	June	139	186	33.8 %
2025	July	144	189	31.3 %
Total		938	1,203	28.3 %

Reliability & Punctuality



Reliability

Route	Colintraive - Rhubodach		Gourock - Dunoon		Tarbert LF - Portavadie		Wemyss Bay - Rothesay	
Month	Contractual	Actual	Contractual	Actual	Contractual	Actual	Contractual	Actual
Aug-24	100.0%	99.8%	98.7%	94.0%	47.4%	47.4%	99.5%	93.5%
Sep-24	100.0%	100.0%	98.5%	94.5%	94.5%	93.2%	98.2%	97.2%
Oct-24	100.0%	96.4%	88.1%	81.8%	96.8%	90.1%	100.0%	92.4%
Nov-24	99.8%	97.6%	99.1%	88.2%	100.0%	65.0%	100.0%	94.9%
Dec-24	100.0%	93.1%	98.6%	82.9%	100.0%	33.8%	91.8%	74.8%
Jan-25	99.9%	92.9%	99.8%	71.9%	100.0%	41.5%	99.8%	93.7%
Feb-25	100.0%	96.3%	99.5%	82.8%	100.0%	41.9%	100.0%	89.8%
Mar-25	100.0%	99.4%	93.2%	85.1%	100.0%	49.8%	99.8%	96.0%
Apr-25	100.0%	99.5%	59.6%	55.4%	100.0%	98.2%	99.8%	98.7%
May-25	100.0%	100.0%	59.7%	57.9%	95.3%	94.7%	100.0%	100.0%
Jun-25	100.0%	99.8%	60.6%	56.8%	100.0%	99.7%	99.3%	99.3%
Jul-25	99.9%	99.9%	59.3%	58.3%	100.0%	97.0%	99.5%	99.5%
Total	100.0%	97.9%	83.6%	75.1%	93.4%	75.3%	99.0%	94.3%

Punctuality

Route	Colintraive - Rhubodach		Gourock - Dunoon		Tarbert LF - Portavadie		Wemyss Bay - Rothesay	
Month	Contractual	Actual	Contractual	Actual	Contractual	Actual	Contractual	Actual
Aug-24	100.0%	99.9%	100.0%	99.8%	96.3%	96.3%	99.9%	89.9%
Sep-24	100.0%	100.0%	100.0%	99.8%	99.5%	99.3%	99.7%	97.6%
Oct-24	100.0%	100.0%	99.8%	99.0%	100.0%	97.3%	100.0%	97.1%
Nov-24	100.0%	100.0%	100.0%	100.0%	100.0%	99.3%	100.0%	96.3%
Dec-24	100.0%	100.0%	100.0%	99.8%	99.3%	99.3%	99.5%	94.2%
Jan-25	100.0%	100.0%	99.9%	99.9%	100.0%	100.0%	100.0%	99.2%
Feb-25	100.0%	100.0%	100.0%	99.8%	100.0%	99.4%	100.0%	98.5%
Mar-25	100.0%	100.0%	100.0%	99.9%	100.0%	100.0%	99.9%	98.2%
Apr-25	100.0%	100.0%	100.0%	100.0%	100.0%	100.0%	100.0%	98.6%
May-25	100.0%	100.0%	99.8%	99.8%	98.6%	98.0%	99.8%	96.4%
Jun-25	100.0%	100.0%	100.0%	100.0%	100.0%	100.0%	99.8%	98.8%
Jul-25	99.9%	99.9%	100.0%	100.0%	100.0%	100.0%	99.8%	93.8%
Total	100.0%	100.0%	100.0%	99.8%	99.5%	99.1%	99.9%	96.6%

Reliability & Punctuality Summary

Summary of Scheduled, Operated, Cancelled & Diverted Sailings by Route and Leg

Month	Route	Leg	Operated Sailings	Scheduled Sailings	Additional Sailings	Cancelled Sailings	Diverted Sailings
Jul-25	Colintraive - Rhubodach	Colintraive-Rhubodach	967	968	0	1	0
Jul-25	Colintraive - Rhubodach	Rhubodach-Colintraive	967	968	0	1	0
Jul-25	Gourock - Dunoon	Dunoon-Gourock (Dunoon)	466	800	0	334	0
Jul-25	Gourock - Dunoon	Gourock (Dunoon)-Dunoon	466	800	0	334	0
Jul-25	Tarbert LF - Portavadie	Portavadie-Tarbert (Loch Fyne)	337	348	0	11	0
Jul-25	Tarbert LF - Portavadie	Tarbert (Loch Fyne)-Portavadie	337	347	0	10	0
Jul-25	Wemyss Bay - Rothesay	Rothesay-Wemyss Bay	424	426	0	2	0
Jul-25	Wemyss Bay - Rothesay	Wemyss Bay-Rothesay	424	426	0	2	0
Total			4,388	5,083	0	695	0

Summary of Cancellations, Lateness & Relief Events by Route and Leg

Month	Route	Leg	Cancelled Sailings	Cancelled (Relief)	Cancelled (No Relief)	On Time	Level 1 Late	Level 1 (Relief)	Level 1 (No Relief)	Level 2 Late	Level 2 (Relief)	Level 2 (No Relief)
Jul-25	Colintraive - Rhubodach	Colintraive-Rhubodach	1	0	1	966	1	0	1	0	0	0
Jul-25	Colintraive - Rhubodach	Rhubodach-Colintraive	1	0	1	966	1	1	0	0	0	0
Jul-25	Gourock - Dunoon	Dunoon-Gourock (Dunoon)	334	8	326	466	0	0	0	0	0	0
Jul-25	Gourock - Dunoon	Gourock (Dunoon)-Dunoon	334	8	326	466	0	0	0	0	0	0
Jul-25	Tarbert LF - Portavadie	Portavadie-Tarbert (Loch Fyne)	11	11	0	337	0	0	0	0	0	0
Jul-25	Tarbert LF - Portavadie	Tarbert (Loch Fyne)-Portavadie	10	10	0	337	0	0	0	0	0	0
Jul-25	Wemyss Bay - Rothesay	Rothesay-Wemyss Bay	2	0	2	398	24	24	0	2	2	0
Jul-25	Wemyss Bay - Rothesay	Wemyss Bay-Rothesay	2	0	2	397	25	24	1	2	1	1
Total			695	37	658	4,333	51	49	2	4	3	1