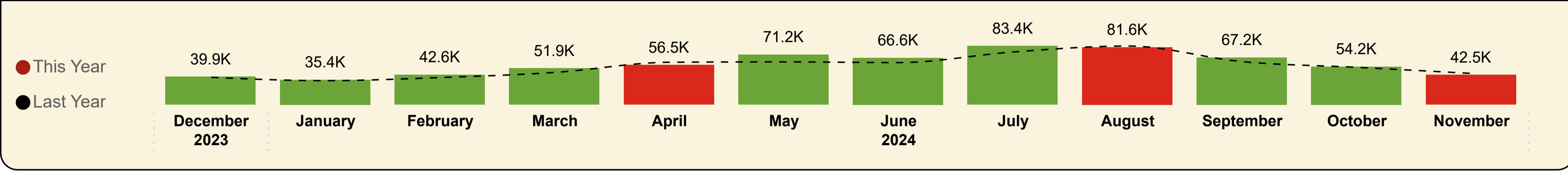




Shipped Passengers

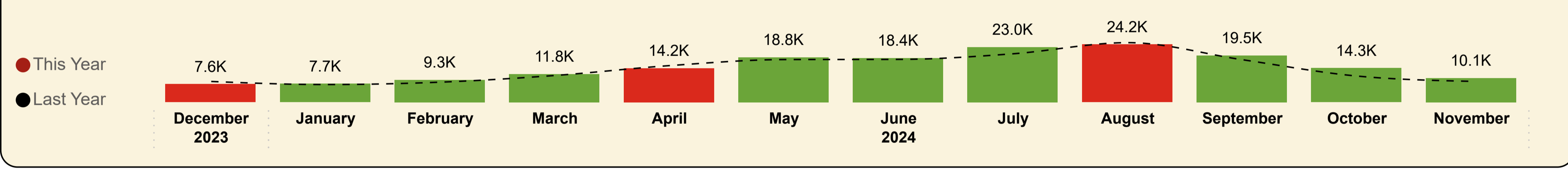
Wemyss Bay - Rothesay



This Month YoY  
**42,456**  
LY: 44,443 (-4.47%)

YoY  
**692,817**  
LY: 655,477 (+5.7%)

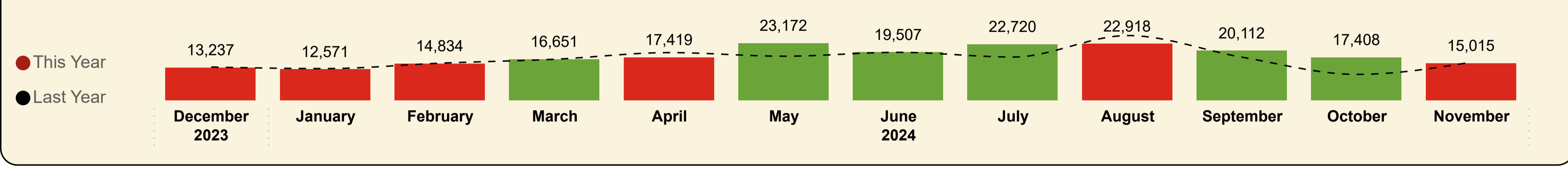
Colintraive - Rhubodach



This Month YoY  
**10,108**  
LY: 8,731 (+15.77%)

YoY  
**178,950**  
LY: 169,296 (+5.7%)

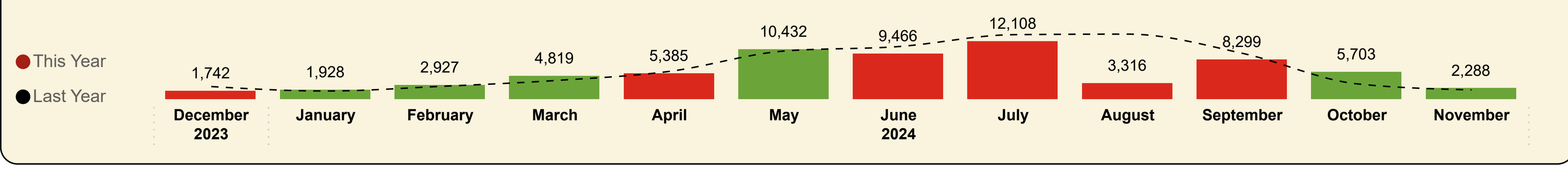
Gourock - Dunoon



This Month YoY  
**15,015**  
LY: 15,415 (-2.59%)

YoY  
**215,564**  
LY: 201,504 (+7%)

Tarbert LF - Portavadie

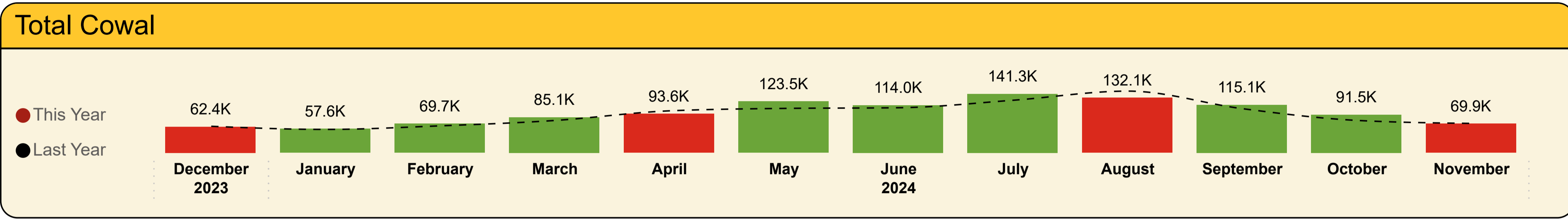


This Month YoY  
**2,288**  
LY: 1,897 (+20.61%)

YoY  
**68,413**  
LY: 79,106 (-13.5%)



Shipped Passengers



This Month YoY

**69,867**  
LY: 70,486 (-0.88%)

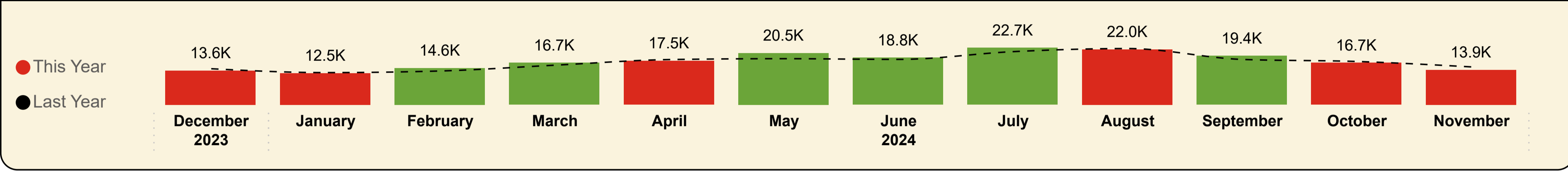
YoY

**1,155,744**  
LY: 1,105,383 (+4.6%)



Shipped Cars

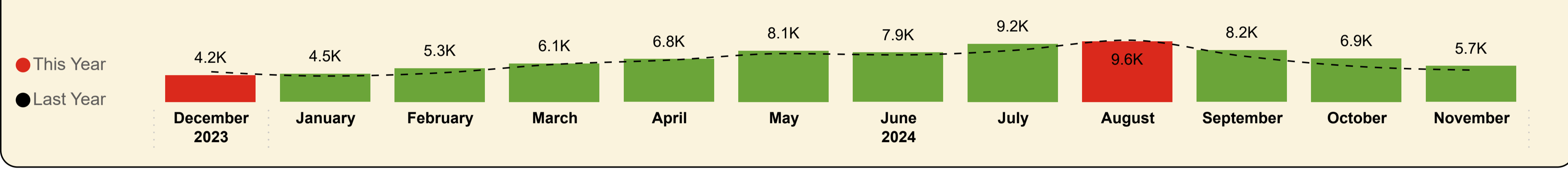
Wemyss Bay - Rothesay



This Month YoY  
**13,857**  
LY: 15,048 (-7.91%)

YoY  
**208,843**  
LY: 204,424 (+2.2%)

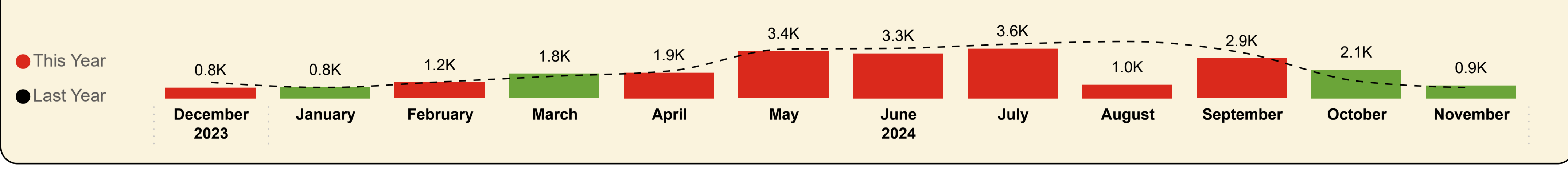
Colintraive - Rhubodach



This Month YoY  
**5,712**  
LY: 5,054 (+13.02%)

YoY  
**82,649**  
LY: 77,241 (+7%)

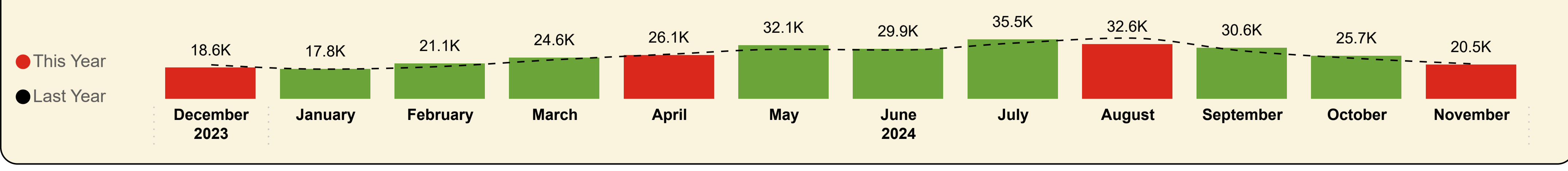
Tarbert LF - Portavadie



This Month YoY  
**927**  
LY: 759 (+22.13%)

YoY  
**23,584**  
LY: 27,344 (-13.7%)

Cowal Total



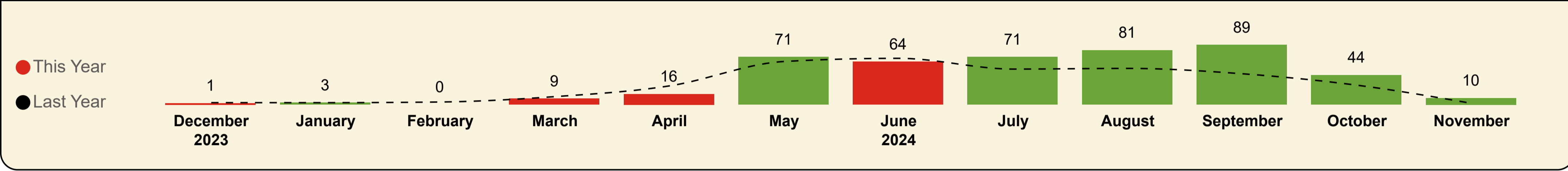
This Month YoY  
**20,496**  
LY: 20,861 (-1.75%)

YoY  
**315,076**  
LY: 309,008 (+2%)



Shipped Coaches

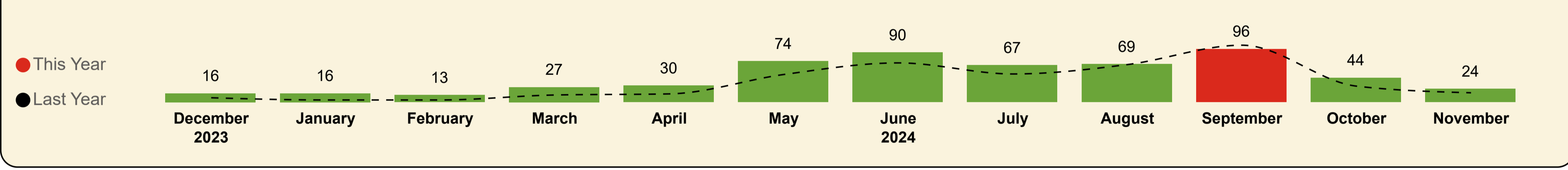
Wemyss Bay - Rothesay



This Month YoY  
**10**  
LY: 2 (+400%)

YoY  
**459**  
LY: 367 (+25%)

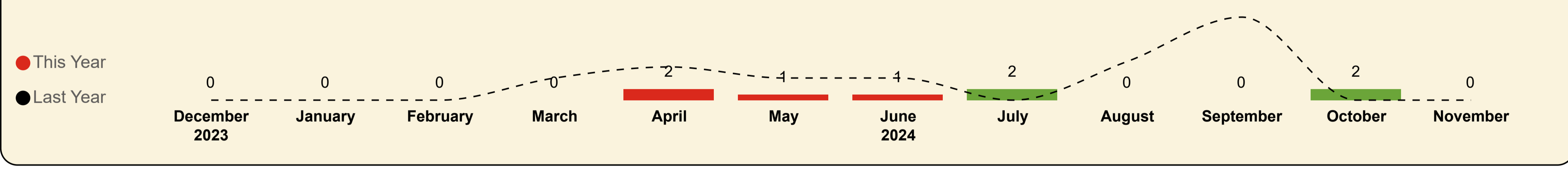
Colintraive - Rhubodach



This Month YoY  
**24**  
LY: 17 (+41.18%)

YoY  
**566**  
LY: 433 (+30.7%)

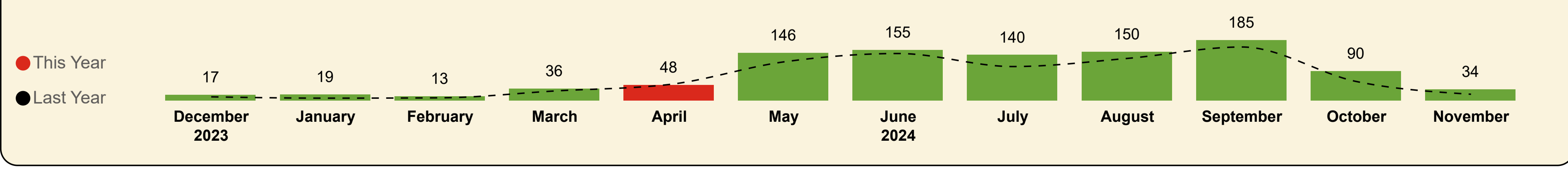
Tarbert LF - Portavadie



This Month YoY  
**0**  
LY: 0

YoY  
**8**  
LY: 40 (-80%)

Cowal Total

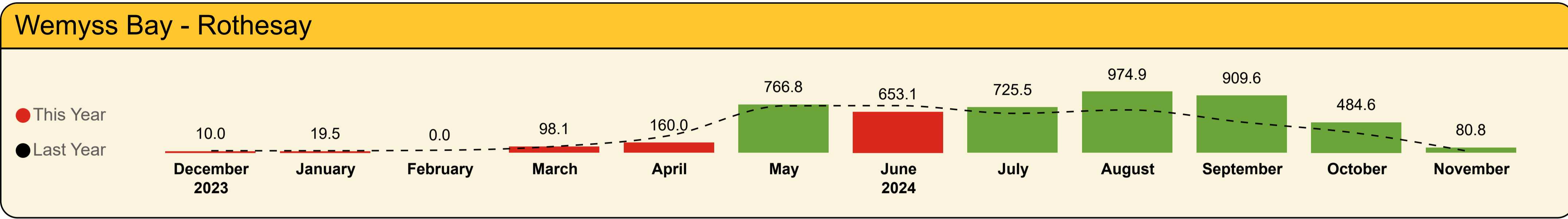


This Month YoY  
**34**  
LY: 19 (+78.95%)

YoY  
**1033**  
LY: 840 (+22.9%)

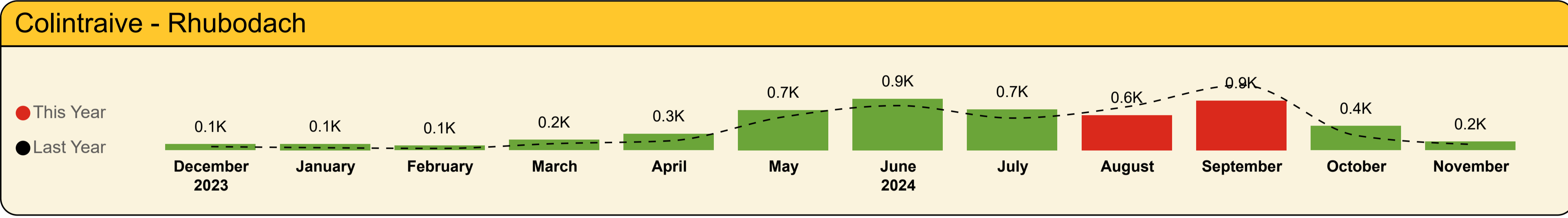


Shipped Coach Metres



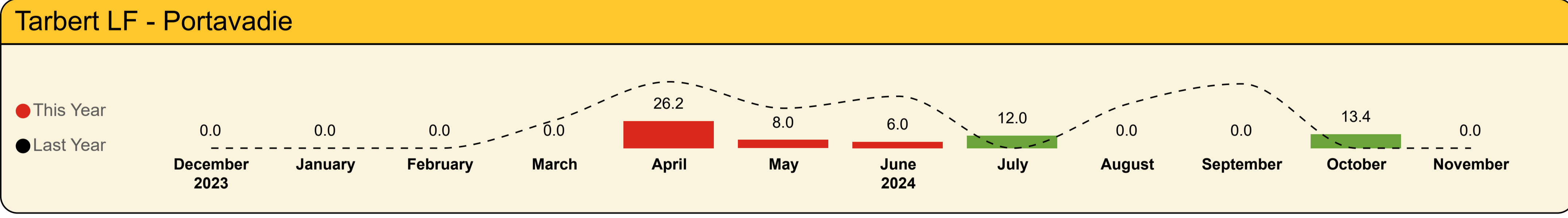
**This Month YoY**  
**80.8**  
LY: 13.5 (+498.1%)

**YoY**  
**4.9K**  
LY: 4.1K (+19.1%)



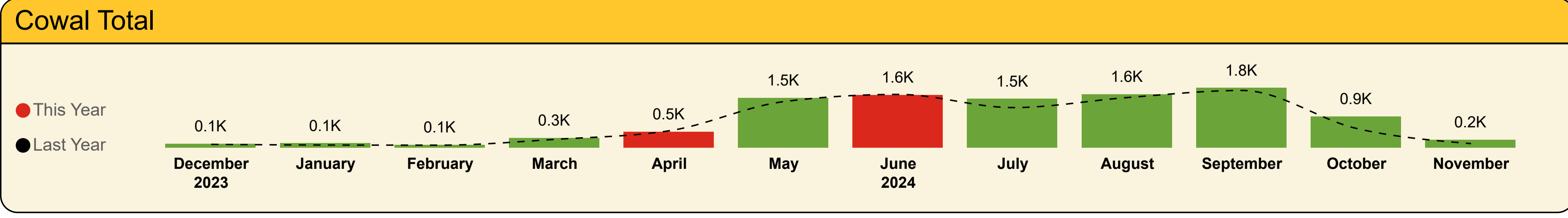
**This Month YoY**  
**156.4**  
LY: 106.0 (+47.5%)

**YoY**  
**5.3K**  
LY: 4.8K (+11.7%)



**This Month YoY**  
**0.0**  
LY: 0.0

**YoY**  
**65.6**  
LY: 284.0 (-76.9%)

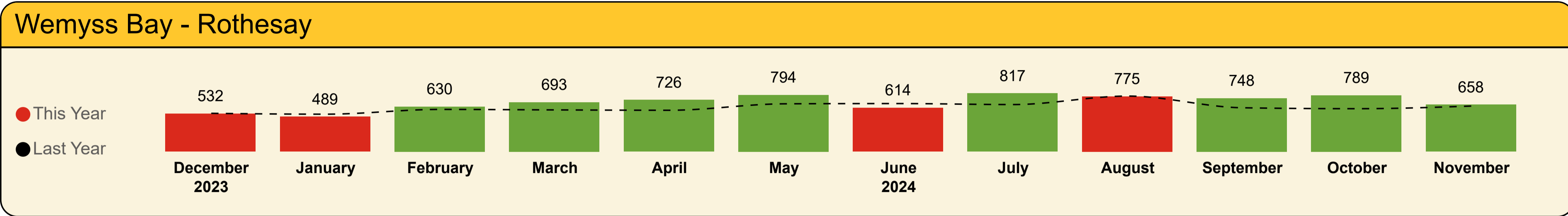


**This Month YoY**  
**237.1**  
LY: 119.5 (+98.4%)

**YoY**  
**10.3K**  
LY: 9.1K (+12.3%)

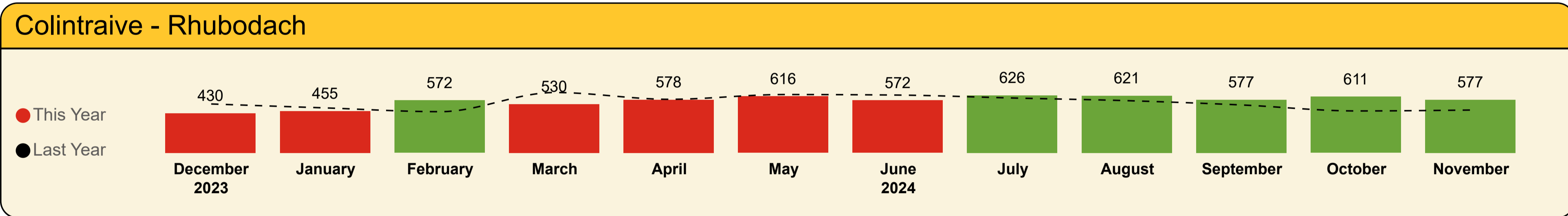


Shipped Commercial Vehicles



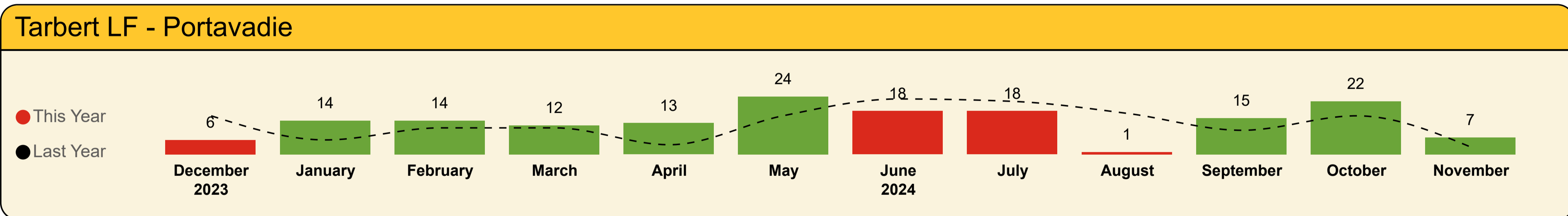
**This Month YoY**  
**658**  
LY: 639 (+3%)

**YoY**  
**8,265**  
LY: 7,458 (+10.8%)



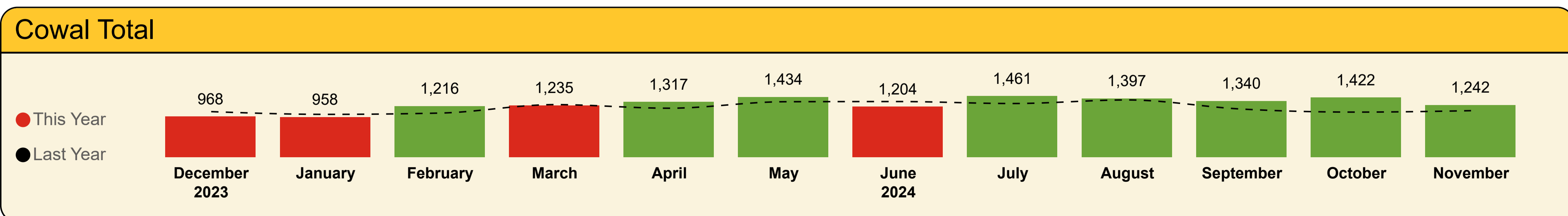
**This Month YoY**  
**577**  
LY: 466 (+23.8%)

**YoY**  
**6,765**  
LY: 6,581 (+2.8%)



**This Month YoY**  
**7**  
LY: 3 (+133.3%)

**YoY**  
**164**  
LY: 155 (+5.7%)

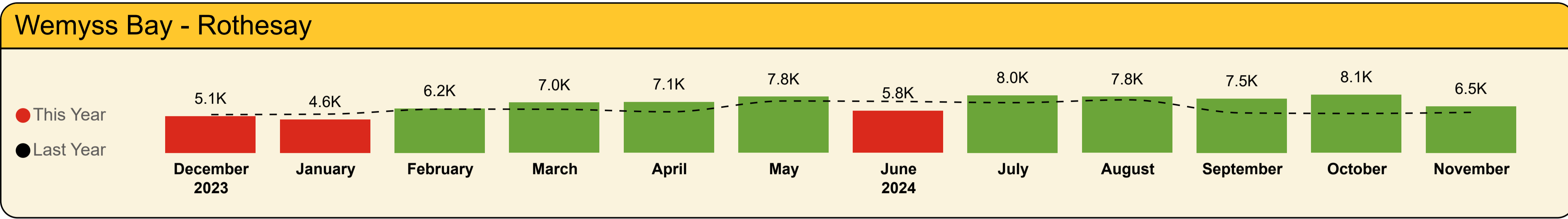


**This Month YoY**  
**1,242**  
LY: 1,108 (+12.1%)

**YoY**  
**15,194**  
LY: 14,194 (+7%)

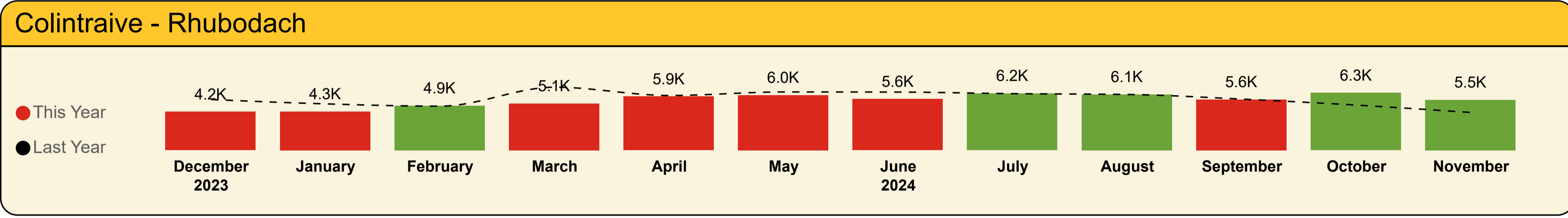


Shipped Commercial Vehicle Metres



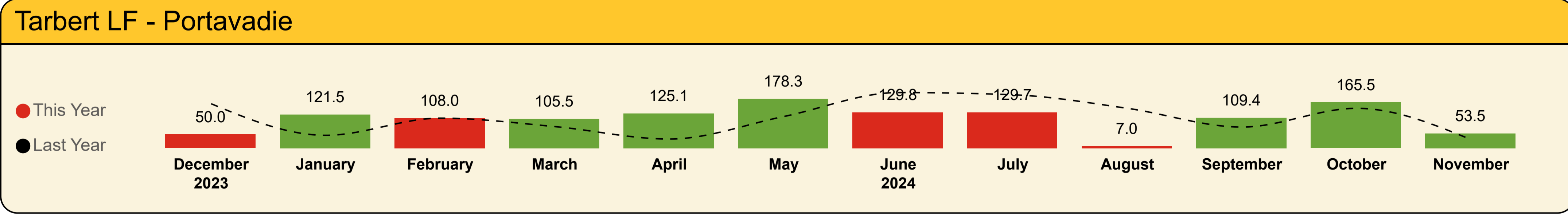
**This Month YoY**  
**6.5K**  
LY: 5.6K (+15%)

**YoY**  
**81.3K**  
LY: 73.7K (+10.3%)



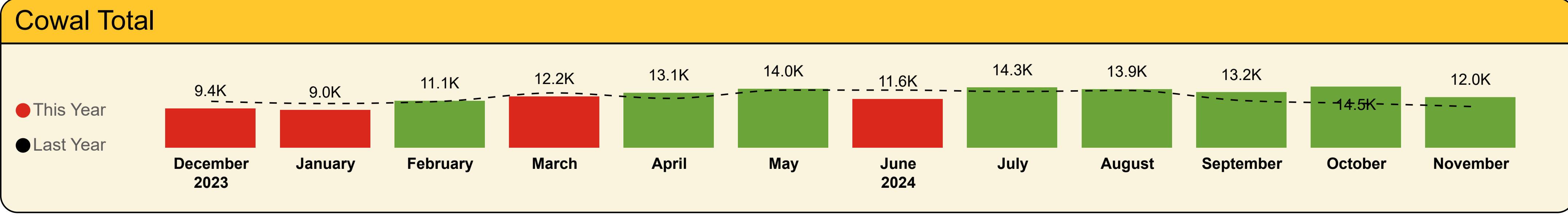
**This Month YoY**  
**5.5K**  
LY: 4.1K (+33.6%)

**YoY**  
**65.8K**  
LY: 68.2K (-3.5%)



**This Month YoY**  
**53.5**  
LY: 31.0 (+72.6%)

**YoY**  
**1.3K**  
LY: 1.3K (-3.5%)



**This Month YoY**  
**12.0K**  
LY: 9.8K (+23%)

**YoY**  
**148.5K**  
LY: 143.3K (+3.6%)



Cowal Total

Contractual Carrying Groups



**This Month YoY**  
**69,867**  
LY: 70,486 (-0.9%)

**YoY**  
**1,155,744**  
LY: 1,105,383 (+4.6%)



**This Month YoY**  
**20,496**  
LY: 20,861 (-1.7%)

**YoY**  
**315,085**  
LY: 309,008 (+2%)



**This Month YoY**  
**237.1**  
LY: 119.5 (+98.4%)

**YoY**  
**10.3K**  
LY: 9.1K (+12.3%)



**This Month YoY**  
**12.0K**  
LY: 9.8K (+23%)

**YoY**  
**148.5K**  
LY: 143.3K (+3.6%)

Passengers

Year	Month	Last Year	This Year	Variance %
2023	December	63,580	62,432	-1.8 %
2024	January	56,067	57,600	2.7 %
2024	February	64,641	69,697	7.8 %
2024	March	77,535	85,089	9.7 %
2024	April	100,701	93,558	-7.1 %
2024	May	106,516	123,509	16.0 %
2024	June	108,121	114,013	5.4 %
2024	July	126,143	141,279	12.0 %
2024	August	148,061	132,051	-10.8 %
2024	September	105,872	115,109	8.7 %
2024	October	77,654	91,540	17.9 %
2024	November	70,492	69,867	-0.9 %
<b>Total</b>		<b>1,105,383</b>	<b>1,155,744</b>	<b>4.6 %</b>

Cars

Year	Month	Last Year	This Year	Variance %
2023	December	20,265	18,596	-8.2 %
2024	January	17,683	17,804	0.7 %
2024	February	19,231	21,111	9.8 %
2024	March	23,308	24,570	5.4 %
2024	April	26,613	26,130	-1.8 %
2024	May	29,578	32,090	8.5 %
2024	June	29,149	29,886	2.5 %
2024	July	33,273	35,532	6.8 %
2024	August	36,302	32,624	-10.1 %
2024	September	28,637	30,569	6.7 %
2024	October	24,103	25,677	6.5 %
2024	November	20,865	20,496	-1.8 %
<b>Total</b>		<b>309,008</b>	<b>315,085</b>	<b>2.0 %</b>

Coach Metres

Year	Month	Last Year	This Year	Variance %
2023	December	97.0	120.0	23.7 %
2024	January	76.3	132.5	73.7 %
2024	February	72.5	84.0	15.9 %
2024	March	246.8	287.7	16.6 %
2024	April	507.5	482.2	-5.0 %
2024	May	1,388.6	1,499.0	7.9 %
2024	June	1,606.1	1,589.3	-1.0 %
2024	July	1,208.1	1,475.4	22.1 %
2024	August	1,511.5	1,607.9	6.4 %
2024	September	1,725.7	1,805.7	4.6 %
2024	October	577.6	936.8	62.2 %
2024	November	119.5	237.1	98.4 %
<b>Total</b>		<b>9,137.1</b>	<b>10,257.4</b>	<b>12.3 %</b>

Commercial Vehicle Metres

Year	Month	Last Year	This Year	Variance %
2023	December	11,029.1	9,354.1	-15.2 %
2024	January	10,502.3	9,011.7	-14.2 %
2024	February	11,014.5	11,148.3	1.2 %
2024	March	13,040.5	12,211.2	-6.4 %
2024	April	11,731.8	13,078.8	11.5 %
2024	May	13,705.0	14,018.3	2.3 %
2024	June	13,713.0	11,583.3	-15.5 %
2024	July	13,365.6	14,342.0	7.3 %
2024	August	13,621.9	13,927.5	2.2 %
2024	September	11,222.8	13,206.6	17.7 %
2024	October	10,558.4	14,535.0	37.7 %
2024	November	9,787.7	12,041.3	23.0 %
<b>Total</b>		<b>143,292.6</b>	<b>148,458.2</b>	<b>3.6 %</b>





Wemyss Bay - Rothesay

Contractual Carrying Groups



**This Month YoY**  
**42,456**  
LY: 44,443 (-4.5%)

**YoY**  
**692,817**  
LY: 655,477 (+5.7%)



**This Month YoY**  
**13,857**  
LY: 15,048 (-7.9%)

**YoY**  
**208,843**  
LY: 204,424 (+2.2%)



**This Month YoY**  
**80.8**  
LY: 13.5 (+498.1%)

**YoY**  
**4.9K**  
LY: 4.1K (+19.1%)



**This Month YoY**  
**6.5K**  
LY: 5.6K (+15%)

**YoY**  
**81.3K**  
LY: 73.7K (+10.3%)

Passengers

Year	Month	Last Year	This Year	Variance %
2023	December	38,847	39,862	2.6 %
2024	January	34,176	35,374	3.5 %
2024	February	38,589	42,587	10.4 %
2024	March	45,881	51,867	13.0 %
2024	April	60,315	56,545	-6.3 %
2024	May	60,827	71,150	17.0 %
2024	June	59,839	66,591	11.3 %
2024	July	74,938	83,404	11.3 %
2024	August	83,394	81,635	-2.1 %
2024	September	61,154	67,196	9.9 %
2024	October	53,074	54,150	2.0 %
2024	November	44,443	42,456	-4.5 %
<b>Total</b>		<b>655,477</b>	<b>692,817</b>	<b>5.7 %</b>

Cars

Year	Month	Last Year	This Year	Variance %
2023	December	14,322	13,579	-5.2 %
2024	January	12,787	12,544	-1.9 %
2024	February	13,428	14,614	8.8 %
2024	March	15,737	16,665	5.9 %
2024	April	17,980	17,465	-2.9 %
2024	May	18,325	20,540	12.1 %
2024	June	18,044	18,755	3.9 %
2024	July	21,141	22,688	7.3 %
2024	August	22,370	22,008	-1.6 %
2024	September	18,028	19,442	7.8 %
2024	October	17,213	16,686	-3.1 %
2024	November	15,048	13,857	-7.9 %
<b>Total</b>		<b>204,424</b>	<b>208,843</b>	<b>2.2 %</b>

Coach Metres

Year	Month	Last Year	This Year	Variance %
2023	December	32.0	10.0	-68.8 %
2024	January	31.8	19.5	-38.7 %
2024	February	40.5	0.0	-100.0 %
2024	March	100.8	98.1	-2.7 %
2024	April	274.2	160.0	-41.6 %
2024	May	747.0	766.8	2.6 %
2024	June	750.0	653.1	-12.9 %
2024	July	627.0	725.5	15.7 %
2024	August	681.9	974.9	43.0 %
2024	September	487.6	909.6	86.5 %
2024	October	312.1	484.6	55.3 %
2024	November	13.5	80.8	498.1 %
<b>Total</b>		<b>4,098.5</b>	<b>4,882.8</b>	<b>19.1 %</b>

Commercial Vehicle Metres

Year	Month	Last Year	This Year	Variance %
2023	December	5,302.9	5,085.2	-4.1 %
2024	January	5,367.3	4,638.6	-13.6 %
2024	February	6,068.2	6,152.9	1.4 %
2024	March	6,043.5	6,978.5	15.5 %
2024	April	5,689.6	7,054.0	24.0 %
2024	May	7,194.0	7,791.2	8.3 %
2024	June	7,130.2	5,833.9	-18.2 %
2024	July	6,963.7	7,977.4	14.6 %
2024	August	7,355.8	7,787.1	5.9 %
2024	September	5,534.1	7,528.9	36.0 %
2024	October	5,462.7	8,065.8	47.7 %
2024	November	5,615.6	6,456.3	15.0 %
<b>Total</b>		<b>73,727.6</b>	<b>81,349.9</b>	<b>10.3 %</b>



**This Month YoY**

10,108

LY: 8,731 (+15.8%)

**YoY**

178,950

LY: 169,296 (+5.7%)



**This Month YoY**

5,712

LY: 5,054 (+13%)

**YoY**

82,649

LY: 77,241 (+7%)



**This Month YoY**

156.4

LY: 106.0 (+47.5%)

**YoY**

5.3K

LY: 4.8K (+11.7%)



**This Month YoY**

5.5K

LY: 4.1K (+33.6%)

**YoY**

65.8K

LY: 68.2K (-3.5%)

#### Passengers

Year	Month	Last Year	This Year	Variance %
2023	December	8,679	7,591	-12.5 %
2024	January	7,399	7,727	4.4 %
2024	February	8,391	9,349	11.4 %
2024	March	11,183	11,752	5.1 %
2024	April	15,309	14,209	-7.2 %
2024	May	17,830	18,755	5.2 %
2024	June	17,908	18,449	3.0 %
2024	July	20,257	23,047	13.8 %
2024	August	24,899	24,182	-2.9 %
2024	September	17,767	19,502	9.8 %
2024	October	10,943	14,279	30.5 %
2024	November	8,731	10,108	15.8 %
<b>Total</b>		<b>169,296</b>	<b>178,950</b>	<b>5.7 %</b>

#### Cars

Year	Month	Last Year	This Year	Variance %
2023	December	4,788	4,232	-11.6 %
2024	January	4,108	4,460	8.6 %
2024	February	4,612	5,339	15.8 %
2024	March	5,964	6,101	2.3 %
2024	April	6,644	6,814	2.6 %
2024	May	7,677	8,116	5.7 %
2024	June	7,470	7,869	5.3 %
2024	July	8,188	9,237	12.8 %
2024	August	9,808	9,626	-1.9 %
2024	September	7,291	8,223	12.8 %
2024	October	5,637	6,920	22.8 %
2024	November	5,054	5,712	13.0 %
<b>Total</b>		<b>77,241</b>	<b>82,649</b>	<b>7.0 %</b>

#### Coach Metres

Year	Month	Last Year	This Year	Variance %
2023	December	65.0	110.0	69.2 %
2024	January	44.5	113.0	153.9 %
2024	February	32.0	84.0	162.5 %
2024	March	119.0	189.6	59.3 %
2024	April	169.3	296.0	74.8 %
2024	May	603.1	724.2	20.1 %
2024	June	806.1	930.2	15.4 %
2024	July	581.0	737.9	27.0 %
2024	August	787.1	633.0	-19.6 %
2024	September	1,176.1	896.1	-23.8 %
2024	October	265.5	438.8	65.3 %
2024	November	106.0	156.4	47.5 %
<b>Total</b>		<b>4,754.7</b>	<b>5,309.0</b>	<b>11.7 %</b>

#### Commercial Vehicle Metres

Year	Month	Last Year	This Year	Variance %
2023	December	5,565.7	4,218.9	-24.2 %
2024	January	5,088.5	4,251.6	-16.4 %
2024	February	4,837.8	4,887.4	1.0 %
2024	March	6,919.0	5,127.2	-25.9 %
2024	April	6,009.2	5,899.7	-1.8 %
2024	May	6,396.5	6,048.8	-5.4 %
2024	June	6,381.9	5,619.6	-11.9 %
2024	July	6,208.9	6,234.8	0.4 %
2024	August	6,122.1	6,133.4	0.2 %
2024	September	5,612.4	5,568.3	-0.8 %
2024	October	4,951.7	6,303.6	27.3 %
2024	November	4,141.1	5,531.6	33.6 %
<b>Total</b>		<b>68,234.7</b>	<b>65,825.0</b>	<b>-3.5 %</b>



<p><b>This Month YoY</b></p> <p style="font-size: 24pt; color: red;"><b>15,015</b></p> <p>LY: 15,415 (-2.6%)</p>	<p><b>YoY</b></p> <p style="font-size: 24pt; color: green;"><b>215,564</b></p> <p>LY: 201,504 (+7%)</p>
--	---

Passengers				
Year	Month	Last Year	This Year	Variance %
2023	December	13,454	13,237	-1.6 %
2024	January	12,823	12,571	-2.0 %
2024	February	15,024	14,834	-1.3 %
2024	March	16,615	16,651	0.2 %
2024	April	19,302	17,419	-9.8 %
2024	May	17,841	23,172	29.9 %
2024	June	19,418	19,507	0.5 %
2024	July	17,515	22,720	29.7 %
2024	August	26,217	22,918	-12.6 %
2024	September	17,410	20,112	15.5 %
2024	October	10,470	17,408	66.3 %
2024	November	15,415	15,015	-2.6 %
<b>Total</b>		<b>201,504</b>	<b>215,564</b>	<b>7.0 %</b>



**This Month YoY**

2,288

LY: 1,897 (+20.6%)

**YoY**

68,413

LY: 79,106 (-13.5%)



**This Month YoY**

927

LY: 759 (+22.1%)

**YoY**

23,584

LY: 27,344 (-13.7%)



**This Month YoY**

0.0

LY: 0.0

**YoY**

65.6

LY: 284.0 (-76.9%)



**This Month YoY**

53.5

LY: 31.0 (+72.6%)

**YoY**

1.3K

LY: 1.3K (-3.5%)

**Passengers**

Year	Month	Last Year	This Year	Variance %
2023	December	2,600	1,742	-33.0 %
2024	January	1,669	1,928	15.5 %
2024	February	2,637	2,927	11.0 %
2024	March	3,856	4,819	25.0 %
2024	April	5,775	5,385	-6.8 %
2024	May	10,017	10,432	4.1 %
2024	June	10,956	9,466	-13.6 %
2024	July	13,434	12,108	-9.9 %
2024	August	13,551	3,316	-75.5 %
2024	September	9,541	8,299	-13.0 %
2024	October	3,167	5,703	80.1 %
2024	November	1,903	2,288	20.2 %
<b>Total</b>		<b>79,106</b>	<b>68,413</b>	<b>-13.5 %</b>

**Cars**

Year	Month	Last Year	This Year	Variance %
2023	December	1,155	785	-32.0 %
2024	January	788	798	1.3 %
2024	February	1,191	1,158	-2.8 %
2024	March	1,607	1,797	11.8 %
2024	April	1,989	1,851	-6.9 %
2024	May	3,576	3,434	-4.0 %
2024	June	3,635	3,262	-10.3 %
2024	July	3,945	3,607	-8.6 %
2024	August	4,124	990	-76.0 %
2024	September	3,318	2,904	-12.5 %
2024	October	1,253	2,071	65.3 %
2024	November	763	927	21.5 %
<b>Total</b>		<b>27,344</b>	<b>23,584</b>	<b>-13.7 %</b>

**Coach Metres**

Year	Month	Last Year	This Year	Variance %
2023	December	0.0	0.0	0.0 %
2024	January	0.0	0.0	0.0 %
2024	February	0.0	0.0	0.0 %
2024	March	27.0	0.0	-100.0 %
2024	April	64.0	26.2	-59.1 %
2024	May	38.5	8.0	-79.2 %
2024	June	50.0	6.0	-88.0 %
2024	July	0.0	12.0	0.0 %
2024	August	42.5	0.0	-100.0 %
2024	September	62.0	0.0	-100.0 %
2024	October	0.0	13.4	0.0 %
2024	November	0.0	0.0	0.0 %
<b>Total</b>		<b>284.0</b>	<b>65.6</b>	<b>-76.9 %</b>

**Commercial Vehicle Metres**

Year	Month	Last Year	This Year	Variance %
2023	December	160.5	50.0	-68.8 %
2024	January	46.5	121.5	161.3 %
2024	February	108.5	108.0	-0.5 %
2024	March	78.0	105.5	35.3 %
2024	April	33.0	125.1	279.1 %
2024	May	114.5	178.3	55.7 %
2024	June	201.0	129.8	-35.4 %
2024	July	193.0	129.7	-32.8 %
2024	August	144.0	7.0	-95.1 %
2024	September	76.3	109.4	43.4 %
2024	October	144.0	165.5	14.9 %
2024	November	31.0	53.5	72.6 %
<b>Total</b>		<b>1,330.3</b>	<b>1,283.3</b>	<b>-3.5 %</b>



Cars



Wemyss Bay - Rothesay

Year	Month	Last Year	This Year	Var %
2023	December	12,863	11,308	-12.1 %
2024	January	11,407	10,047	-11.9 %
2024	February	11,911	11,685	-1.9 %
2024	March	13,909	14,218	2.2 %
2024	April	16,115	14,682	-8.9 %
2024	May	15,583	17,297	11.0 %
2024	June	15,243	15,866	4.1 %
2024	July	16,762	19,444	16.0 %
2024	August	18,386	18,538	0.8 %
2024	September	15,410	16,510	7.1 %
2024	October	14,004	14,184	1.3 %
2024	November	12,058	11,699	-3.0 %
<b>Total</b>		<b>173,651</b>	<b>175,478</b>	<b>1.1 %</b>

Colintraive - Rhubodach


Year	Month	Last Year	This Year	Var %
2023	December	4,390	3,422	-22.1 %
2024	January	3,697	3,616	-2.2 %
2024	February	4,158	4,274	2.8 %
2024	March	5,351	4,989	-6.8 %
2024	April	6,094	5,497	-9.8 %
2024	May	6,240	6,697	7.3 %
2024	June	5,834	6,521	11.8 %
2024	July	7,297	7,777	6.6 %
2024	August	7,765	8,259	6.4 %
2024	September	5,708	6,882	20.6 %
2024	October	4,255	5,771	35.6 %
2024	November	3,878	4,771	23.0 %
<b>Total</b>		<b>64,667</b>	<b>68,476</b>	<b>5.9 %</b>

Tarbert LF - Portavadie

Year	Month	Last Year	This Year	Var %
2023	December	955	482	-49.5 %
2024	January	657	495	-24.7 %
2024	February	962	750	-22.0 %
2024	March	1,346	1,389	3.2 %
2024	April	1,714	1,470	-14.2 %
2024	May	1,917	2,801	46.1 %
2024	June	2,128	2,821	32.6 %
2024	July	2,623	3,028	15.4 %
2024	August	3,019	845	-72.0 %
2024	September	2,353	2,442	3.8 %
2024	October	931	1,746	87.5 %
2024	November	471	725	53.9 %
<b>Total</b>		<b>19,076</b>	<b>18,994</b>	<b>-0.4 %</b>



LGVs



Wemyss Bay - Rothesay

Year	Month	Last Year	This Year	Var %
2023	December	1,268	1,173	-7.5 %
2024	January	1,181	1,737	47.1 %
2024	February	1,343	2,009	49.6 %
2024	March	1,583	1,719	8.6 %
2024	April	1,474	1,816	23.2 %
2024	May	1,530	1,836	20.0 %
2024	June	1,487	1,611	8.3 %
2024	July	1,424	1,851	30.0 %
2024	August	1,737	1,785	2.8 %
2024	September	1,538	1,766	14.8 %
2024	October	1,547	1,531	-1.0 %
2024	November	1,741	1,654	-5.0 %
<b>Total</b>		<b>17,853</b>	<b>20,488</b>	<b>14.8 %</b>

Colintraive - Rhubodach

Year	Month	Last Year	This Year	Var %
2023	December	333	361	8.4 %
2024	January	344	380	10.5 %
2024	February	361	587	62.6 %
2024	March	504	566	12.3 %
2024	April	359	506	40.9 %
2024	May	355	625	76.1 %
2024	June	378	653	72.8 %
2024	July	382	676	77.0 %
2024	August	397	730	83.9 %
2024	September	393	702	78.6 %
2024	October	370	707	91.1 %
2024	November	342	650	90.1 %
<b>Total</b>		<b>4,518</b>	<b>7,143</b>	<b>58.1 %</b>

Tarbert LF - Portavadie

Year	Month	Last Year	This Year	Var %
2023	December	164	70	-57.3 %
2024	January	107	126	17.8 %
2024	February	180	138	-23.3 %
2024	March	204	178	-12.7 %
2024	April	167	119	-28.7 %
2024	May	131	227	73.3 %
2024	June	68	190	179.4 %
2024	July	103	203	97.1 %
2024	August	182	32	-82.4 %
2024	September	155	207	33.5 %
2024	October	66	154	133.3 %
2024	November	84	94	11.9 %
<b>Total</b>		<b>1,611</b>	<b>1,738</b>	<b>7.9 %</b>



Motorhomes



Wemyss Bay - Rothesay

Year	Month	Last Year	This Year	Var %
2023	December	79	38	-51.9 %
2024	January	76	55	-27.6 %
2024	February	64	96	50.0 %
2024	March	102	173	69.6 %
2024	April	264	238	-9.8 %
2024	May	311	404	29.9 %
2024	June	323	378	17.0 %
2024	July	361	435	20.5 %
2024	August	356	375	5.3 %
2024	September	289	394	36.3 %
2024	October	176	151	-14.2 %
2024	November	81	134	65.4 %
<b>Total</b>		<b>2,482</b>	<b>2,871</b>	<b>15.7 %</b>

Colintraive - Rhubodach


Year	Month	Last Year	This Year	Var %
2023	December	25	14	-44.0 %
2024	January	22	22	0.0 %
2024	February	42	32	-23.8 %
2024	March	62	77	24.2 %
2024	April	150	140	-6.7 %
2024	May	207	265	28.0 %
2024	June	160	228	42.5 %
2024	July	196	252	28.6 %
2024	August	208	200	-3.8 %
2024	September	176	258	46.6 %
2024	October	62	107	72.6 %
2024	November	28	48	71.4 %
<b>Total</b>		<b>1,338</b>	<b>1,643</b>	<b>22.8 %</b>

Tarbert LF - Portavadie

Year	Month	Last Year	This Year	Var %
2023	December	14	10	-28.6 %
2024	January	20	8	-60.0 %
2024	February	34	11	-67.6 %
2024	March	30	47	56.7 %
2024	April	84	74	-11.9 %
2024	May	123	213	73.2 %
2024	June	94	139	47.9 %
2024	July	102	144	41.2 %
2024	August	128	38	-70.3 %
2024	September	128	197	53.9 %
2024	October	29	87	200.0 %
2024	November	7	20	185.7 %
<b>Total</b>		<b>793</b>	<b>988</b>	<b>24.6 %</b>



Reliability & Punctuality



Reliability

Route		Colintraive - Rhubodach		Gourock - Dunoon		Tarbert LF - Portavadie		Wemyss Bay - Rothesay	
Year	Month	Contractual	Actual	Contractual	Actual	Contractual	Actual	Contractual	Actual
2023	December	99.8%	90.4%	99.8%	76.3%	100.0%	75.4%	97.6%	93.2%
2024	January	100.0%	94.7%	99.4%	83.6%	94.7%	77.8%	100.0%	92.8%
	February	100.0%	98.5%	95.4%	83.1%	98.5%	94.1%	99.7%	98.5%
	March	100.0%	99.3%	86.4%	74.3%	99.6%	95.2%	100.0%	99.8%
	April	100.0%	96.7%	99.2%	92.0%	96.0%	73.0%	99.3%	95.6%
	May	97.5%	97.5%	97.6%	90.7%	98.5%	96.4%	100.0%	100.0%
	June	100.0%	99.7%	97.0%	95.5%	100.0%	100.0%	100.0%	100.0%
	July	100.0%	100.0%	90.2%	90.1%	95.7%	94.5%	100.0%	100.0%
	August	100.0%	99.8%	98.7%	94.0%	47.4%	47.4%	99.5%	93.5%
	September	100.0%	100.0%	98.5%	94.5%	94.5%	93.2%	98.2%	97.2%
	October	100.0%	96.4%	88.1%	81.8%	96.8%	90.1%	100.0%	92.4%
	November	99.8%	97.6%	99.1%	88.2%	100.0%	65.0%	100.0%	94.9%
<b>Total</b>		<b>99.8%</b>	<b>97.6%</b>	<b>96.0%</b>	<b>87.2%</b>	<b>92.5%</b>	<b>83.8%</b>	<b>99.5%</b>	<b>96.5%</b>

Punctuality

Route		Colintraive - Rhubodach		Gourock - Dunoon		Tarbert LF - Portavadie		Wemyss Bay - Rothesay	
Year	Month	Contractual	Actual	Contractual	Actual	Contractual	Actual	Contractual	Actual
2023	December	100.0%	100.0%	100.0%	100.0%	99.7%	98.1%	100.0%	97.6%
2024	January	100.0%	99.9%	100.0%	100.0%	100.0%	100.0%	100.0%	97.5%
	February	100.0%	100.0%	100.0%	100.0%	100.0%	100.0%	100.0%	99.5%
	March	100.0%	100.0%	100.0%	100.0%	100.0%	99.3%	99.9%	99.5%
	April	100.0%	100.0%	100.0%	99.9%	99.8%	99.1%	100.0%	98.0%
	May	100.0%	100.0%	100.0%	100.0%	93.5%	87.7%	100.0%	97.8%
	June	100.0%	100.0%	100.0%	100.0%	100.0%	100.0%	99.7%	98.4%
	July	100.0%	100.0%	100.0%	99.6%	99.8%	99.2%	99.7%	96.2%
	August	100.0%	99.9%	100.0%	99.8%	96.3%	96.3%	99.9%	89.9%
	September	100.0%	100.0%	100.0%	99.8%	99.5%	99.3%	99.7%	97.6%
	October	100.0%	100.0%	99.8%	99.0%	100.0%	97.3%	100.0%	97.1%
	November	100.0%	100.0%	100.0%	100.0%	100.0%	99.3%	100.0%	96.3%
<b>Total</b>		<b>100.0%</b>	<b>100.0%</b>	<b>100.0%</b>	<b>99.8%</b>	<b>98.9%</b>	<b>97.7%</b>	<b>99.9%</b>	<b>97.2%</b>





Reliability & Punctuality Summary

Summary of Scheduled, Operated, Cancelled & Diverted Sailings by Route and Leg

Year	Month	Route	Leg	Operated Sailings	Scheduled Sailings	Additional Sailings	Cancelled Sailings	Diverted Sailings
2024	November	Colintraive - Rhubodach	Colintraive-Rhubodach	914	936	0	22	0
2024	November	Colintraive - Rhubodach	Rhubodach-Colintraive	914	936	0	22	0
2024	November	Gourock - Dunoon	Dunoon-Gourock (Dunoon)	611	692	0	81	0
2024	November	Gourock - Dunoon	Gourock (Dunoon)-Dunoon	610	693	0	83	0
2024	November	Tarbert LF - Portavadie	Portavadie-Tarbert (Loch Fyne)	141	218	0	77	0
2024	November	Tarbert LF - Portavadie	Tarbert (Loch Fyne)-Portavadie	147	225	0	78	0
2024	November	Wemyss Bay - Rothesay	Gourock (Divert)-Rothesay	4		4	0	0
2024	November	Wemyss Bay - Rothesay	Rothesay-Gourock (Divert)	5	5	0	0	5
2024	November	Wemyss Bay - Rothesay	Rothesay-Wemyss Bay	355	372	0	17	0
2024	November	Wemyss Bay - Rothesay	Wemyss Bay-Rothesay	352	373	0	21	0
<b>Total</b>				<b>4,053</b>	<b>4,450</b>	<b>4</b>	<b>401</b>	<b>5</b>

Summary of Cancellations, Lateness & Relief Events by Route and Leg

Year	Month	Route	Leg	Cancelled Sailings	Cancelled (Relief)	Cancelled (No Relief)	On Time	Level 1 Late	Level 1 (Relief)	Level 1 (No Relief)	Level 2 Late	Level 2 (Relief)	Level 2 (No Relief)
2024	November	Colintraive - Rhubodach	Colintraive-Rhubodach	22	20	2	914	0	0	0	0	0	0
2024	November	Colintraive - Rhubodach	Rhubodach-Colintraive	22	20	2	914	0	0	0	0	0	0
2024	November	Gourock - Dunoon	Dunoon-Gourock (Dunoon)	81	75	6	611	0	0	0	0	0	0
2024	November	Gourock - Dunoon	Gourock (Dunoon)-Dunoon	83	77	6	610	0	0	0	0	0	0
2024	November	Tarbert LF - Portavadie	Portavadie-Tarbert (Loch Fyne)	77	77	0	140	1	1	0	0	0	0
2024	November	Tarbert LF - Portavadie	Tarbert (Loch Fyne)-Portavadie	78	78	0	146	1	1	0	0	0	0
2024	November	Wemyss Bay - Rothesay	Gourock (Divert)-Rothesay	0	0	0	0	0	0	0	0	0	0
2024	November	Wemyss Bay - Rothesay	Rothesay-Gourock (Divert)	0	0	0	1	0	0	0	4	4	0
2024	November	Wemyss Bay - Rothesay	Rothesay-Wemyss Bay	17	17	0	339	15	15	0	1	1	0
2024	November	Wemyss Bay - Rothesay	Wemyss Bay-Rothesay	21	21	0	346	6	6	0	0	0	0
<b>Total</b>				<b>401</b>	<b>385</b>	<b>16</b>	<b>4,021</b>	<b>23</b>	<b>23</b>	<b>0</b>	<b>5</b>	<b>5</b>	<b>0</b>