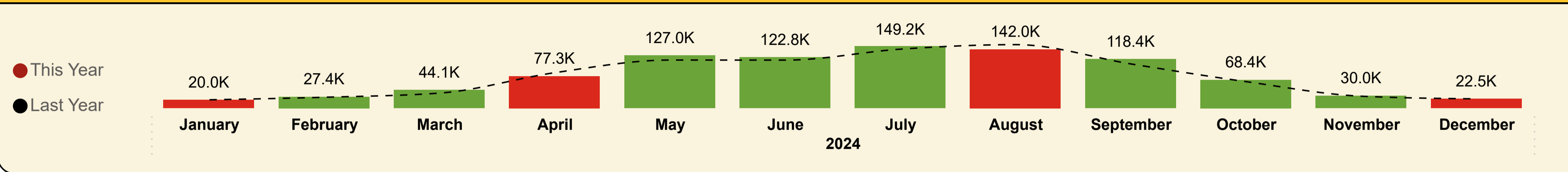




Shipped Passengers

Total Mull - Passengers



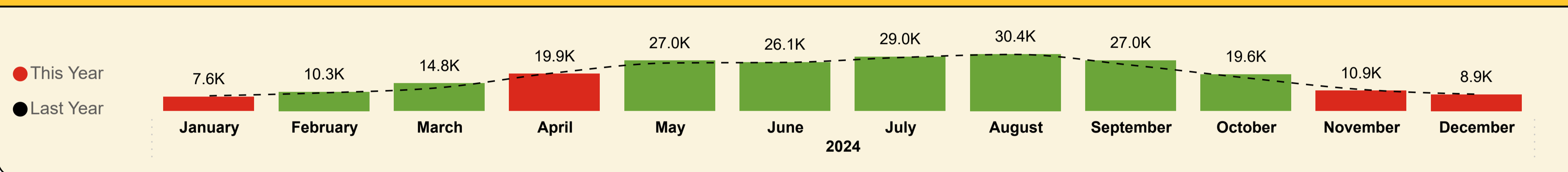
This Month YoY

22,519
LY: 22,509 (+0.04%)

YoY

949,048
LY: 918,184 (+3.36%)

Total Mull - Cars



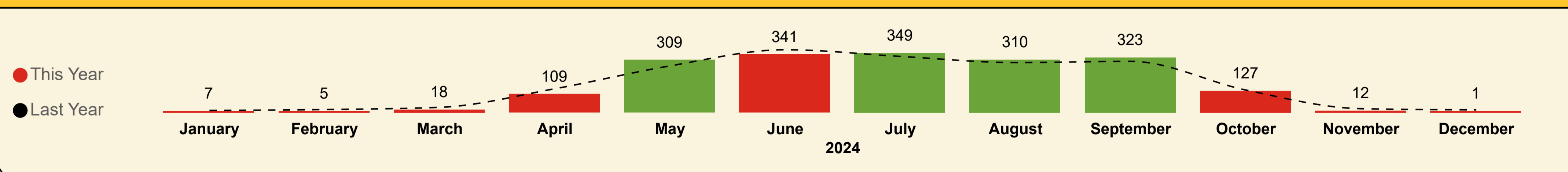
This Month YoY

8,854
LY: 8,976 (-1.36%)

YoY

231,522
LY: 224,065 (+3.33%)

Total Mull - Coaches



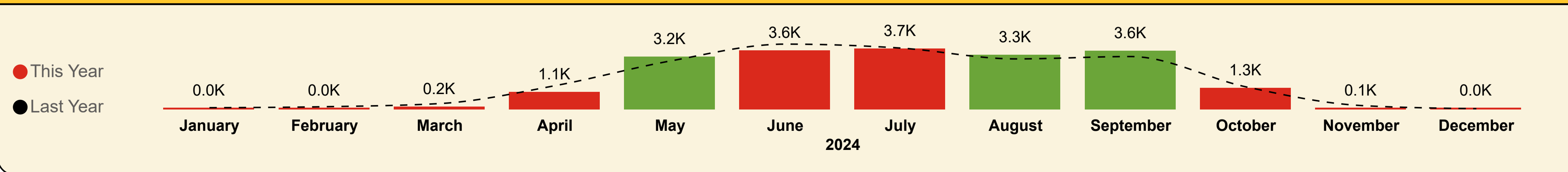
This Month YoY

1
LY: 16 (-93.75%)

YoY

1911
LY: 1,937 (-1.33%)

Total Mull - Coach Metres



This Month YoY

14.7
LY: 39.0 (-62.31%)

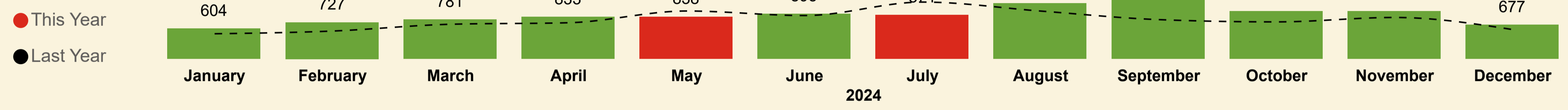
YoY

20.2K
LY: 20.7K (-2.37%)



Shipped Passengers

Total Mull - Commercial Vehicles



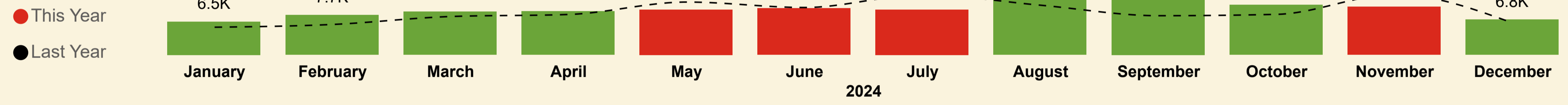
This Month YoY

677
LY: 582 (+16.32%)

YoY

10,408
LY: 9,281 (+12.14%)

Total Mull - Commercial Vehicle Metres



This Month YoY

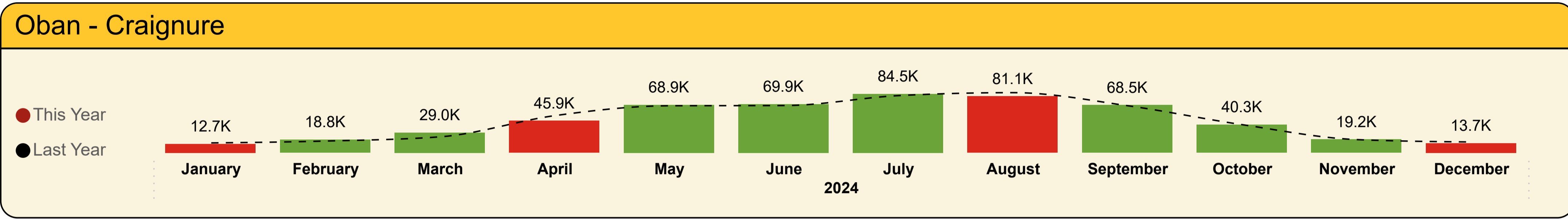
6.8K
LY: 6.2K (+10.68%)

YoY

106.2K
LY: 100.8K (+5.29%)

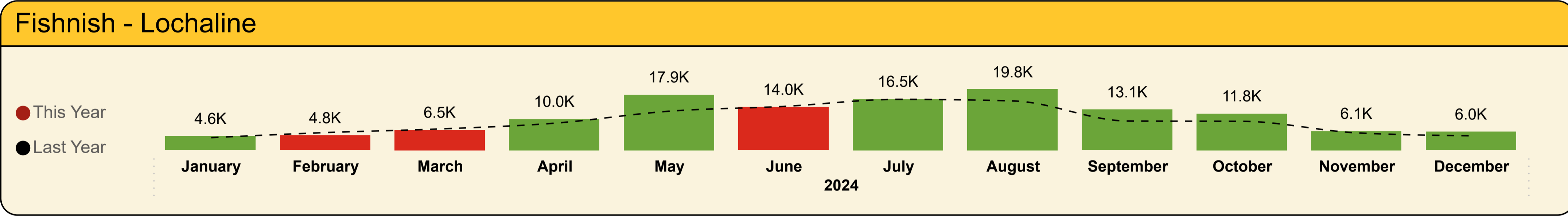


Shipped Passengers



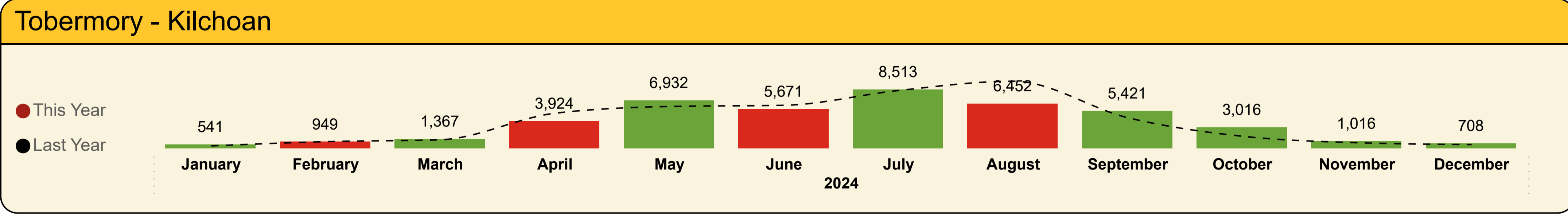
This Month YoY
13,661
LY: 15,463 (-11.65%)

YoY
552,457
LY: 552,821 (-0.07%)



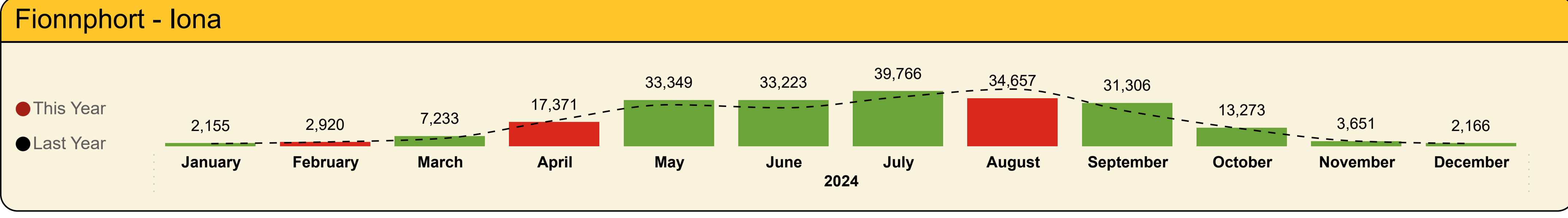
This Month YoY
5,984
LY: 4,664 (+28.3%)

YoY
131,011
LY: 113,541 (+15.39%)



This Month YoY
708
LY: 527 (+34.35%)

YoY
44,510
LY: 45,355 (-1.86%)

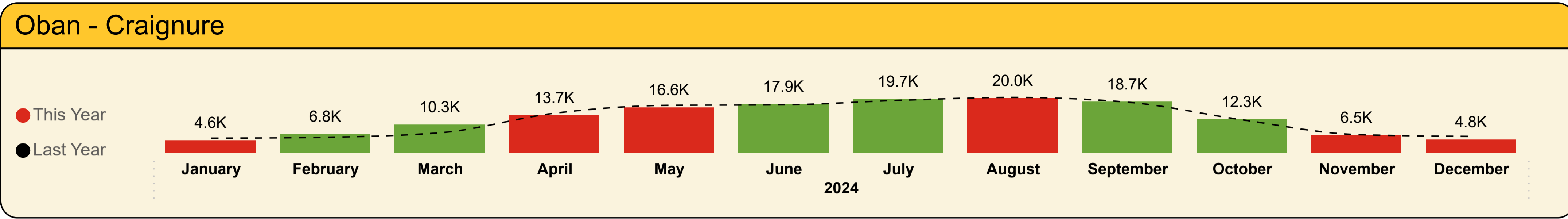


This Month YoY
2,166
LY: 1,889 (+14.66%)

YoY
221,070
LY: 206,466 (+7.07%)

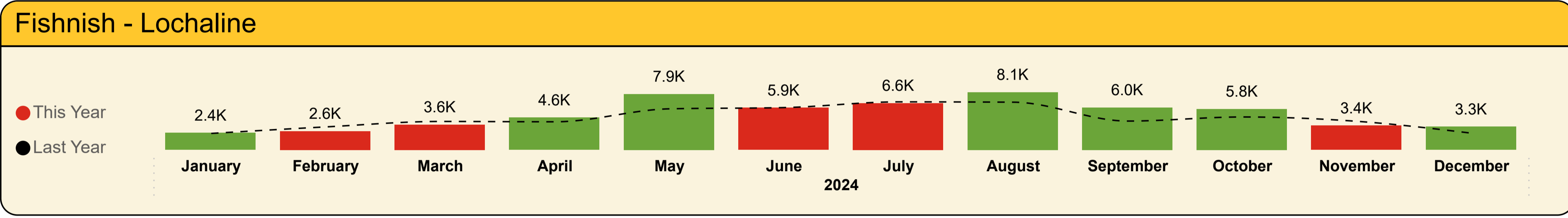


Shipped Cars



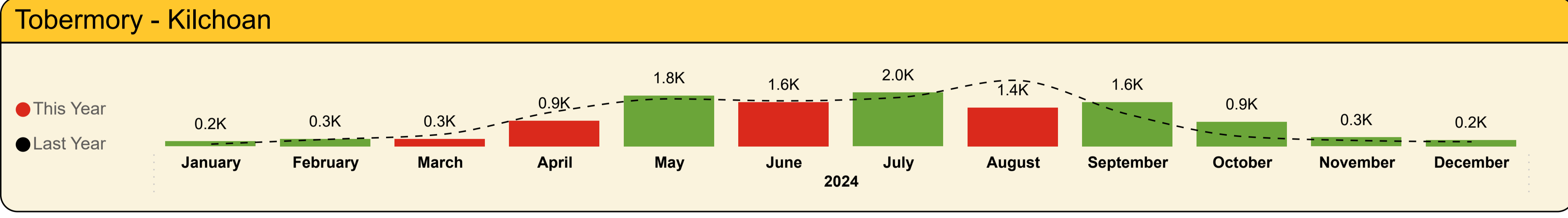
This Month YoY
4,830
LY: 5,994 (-19.42%)

YoY
152,041
LY: 150,642 (+0.93%)



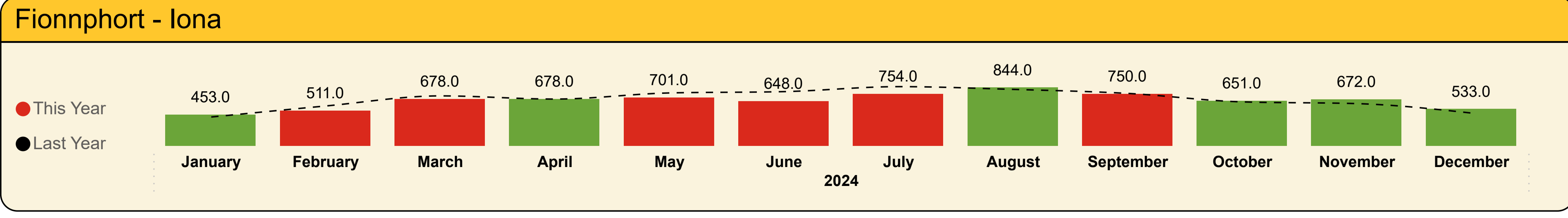
This Month YoY
3,265
LY: 2,352 (+38.82%)

YoY
60,110
LY: 53,864 (+11.6%)



This Month YoY
226
LY: 167 (+35.33%)

YoY
11,498
LY: 11,472 (+0.23%)



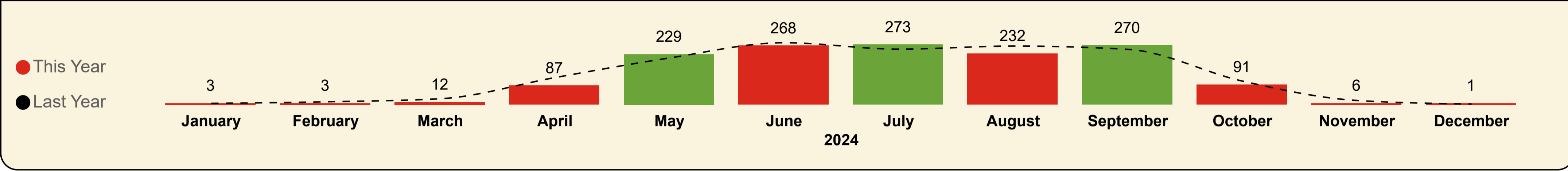
This Month YoY
533
LY: 473 (+12.68%)

YoY
7,873
LY: 8,086 (-2.64%)



Shipped Coaches

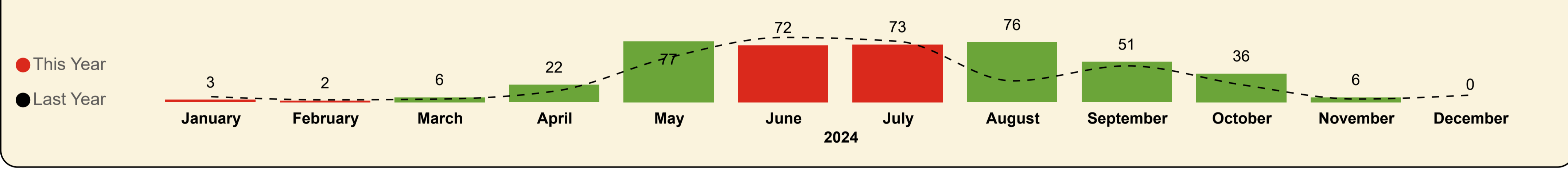
Oban - Craignure



This Month YoY
1
LY: 3 (-66.67%)

YoY
1475
LY: 1,560 (-5.45%)

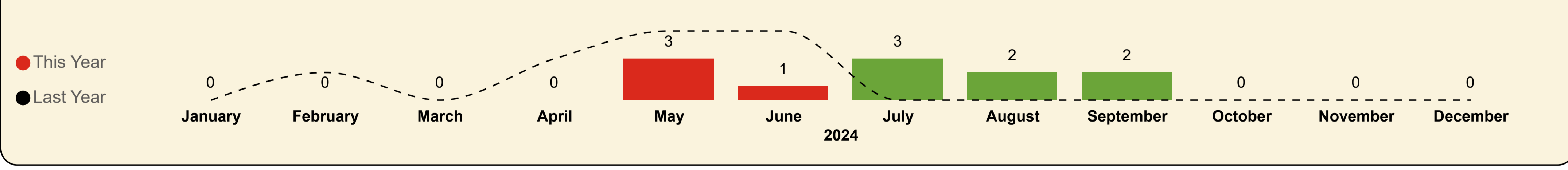
Fishnish - Lochaline



This Month YoY
0
LY: 9 (-100%)

YoY
424
LY: 352 (+20.56%)

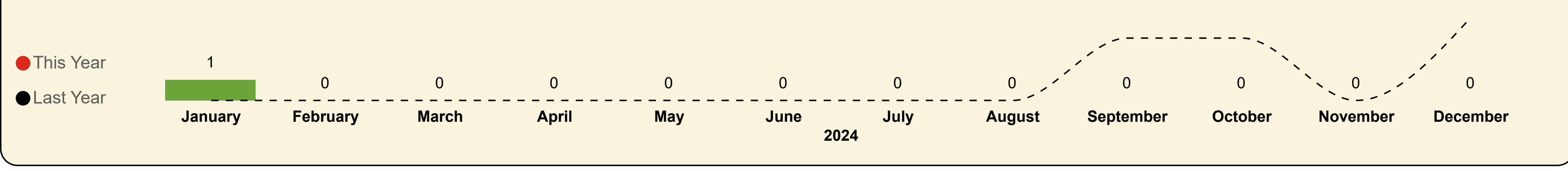
Tobermory - Kilchoan



This Month YoY
0
LY: 0

YoY
11
LY: 15 (-26.67%)

Fionnphort - Iona

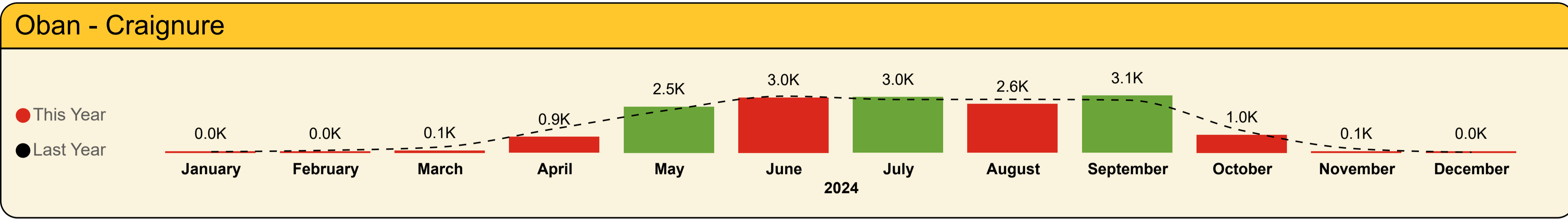


This Month YoY
0
LY: 4 (-100%)

YoY
1
LY: 10 (-90%)

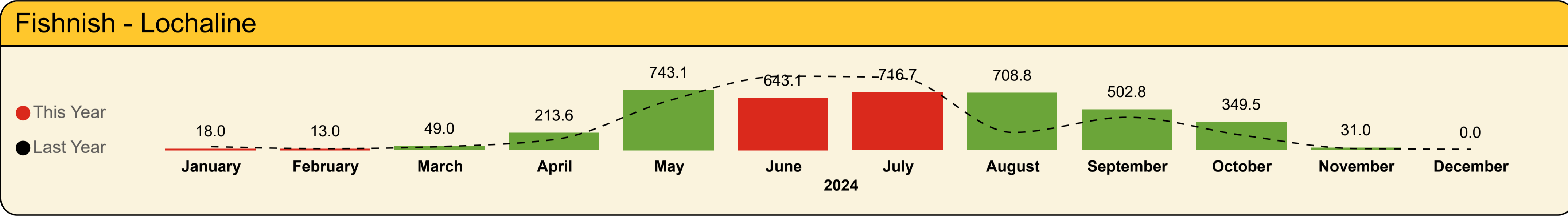


Shipped Coach Metres



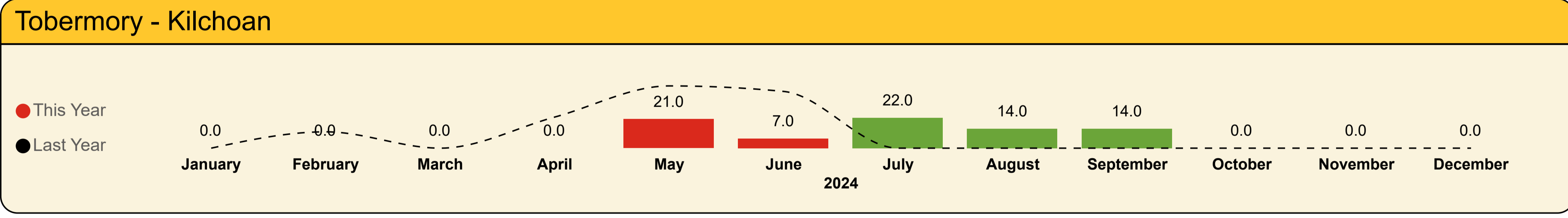
This Month YoY
14.7
LY: 27.0 (-45.56%)

YoY
16.2K
LY: 17.1K (-5.45%)



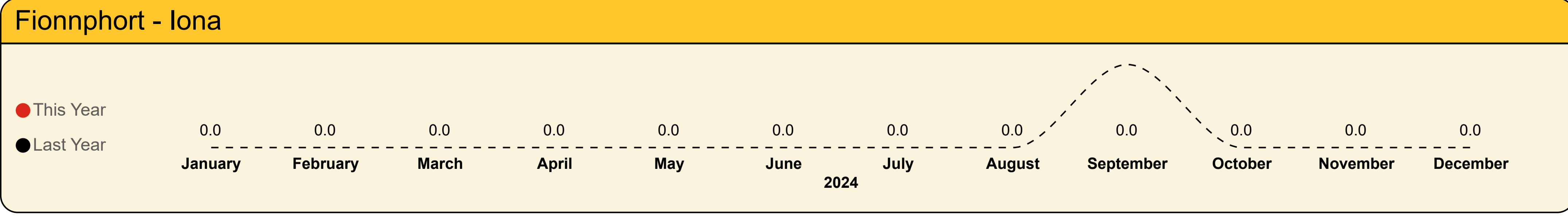
This Month YoY
0.0
LY: 12.0 (-100%)

YoY
4.0K
LY: 3.5K (+13.79%)



This Month YoY
0.0
LY: 0.0

YoY
78.0
LY: 120.3 (-35.16%)

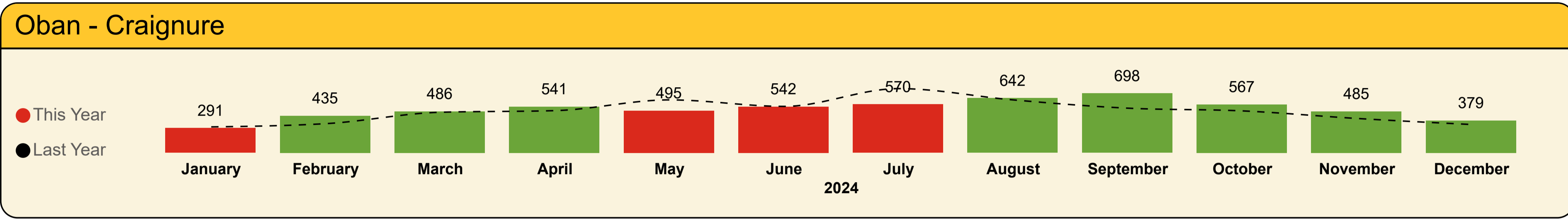


This Month YoY
0.0
LY: 0.0

YoY
0.0
LY: 1.0 (-100%)

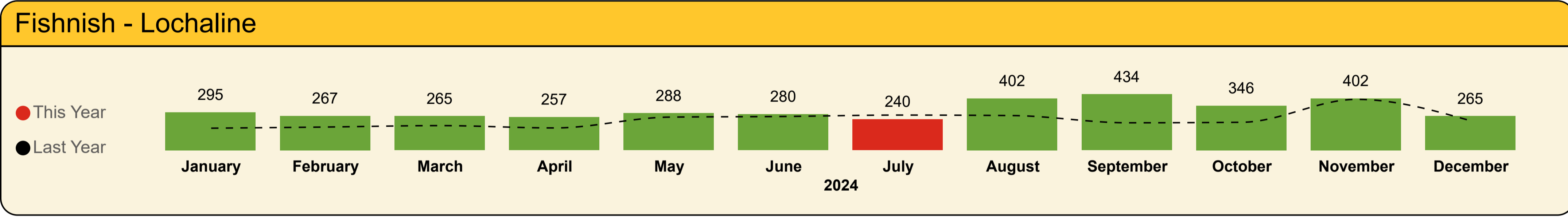


Shipped Commercial Vehicles



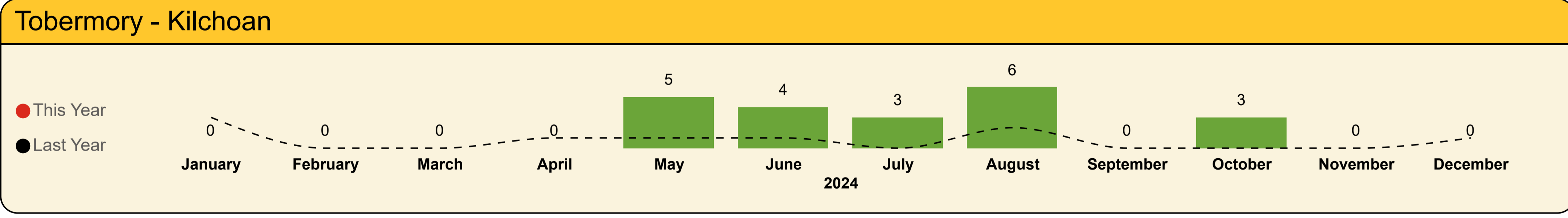
This Month YoY
379
LY: 332 (+14.16%)

YoY
6,131
LY: 5,909 (+3.75%)



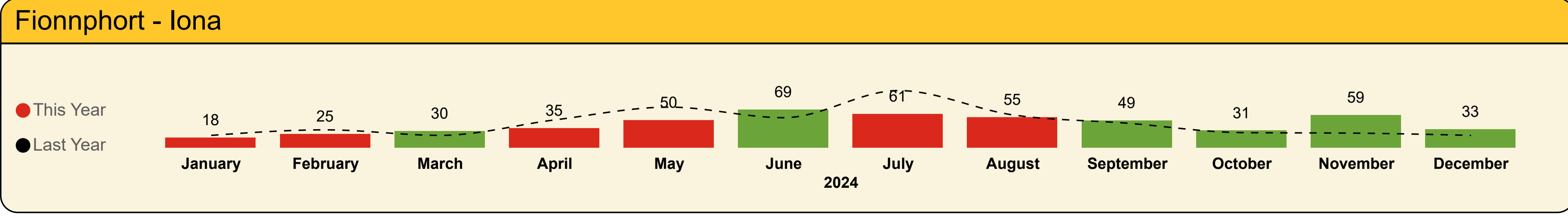
This Month YoY
265
LY: 228 (+16.23%)

YoY
3,741
LY: 2,829 (+32.24%)



This Month YoY
0
LY: 1 (-100%)

YoY
21
LY: 9 (+133.33%)

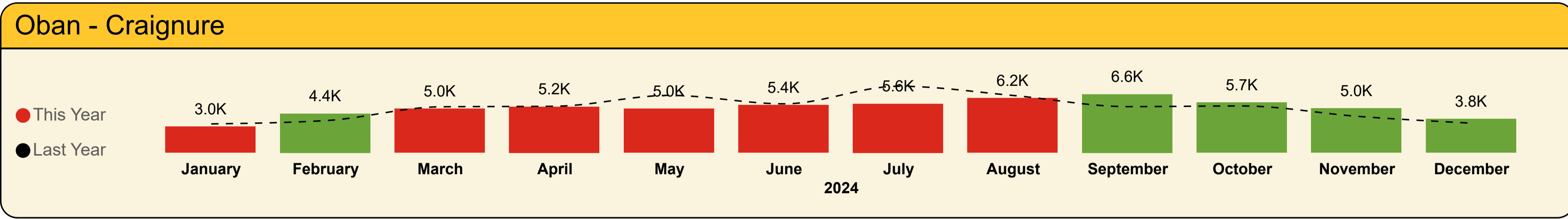


This Month YoY
33
LY: 22 (+50%)

YoY
515
LY: 534 (-3.58%)

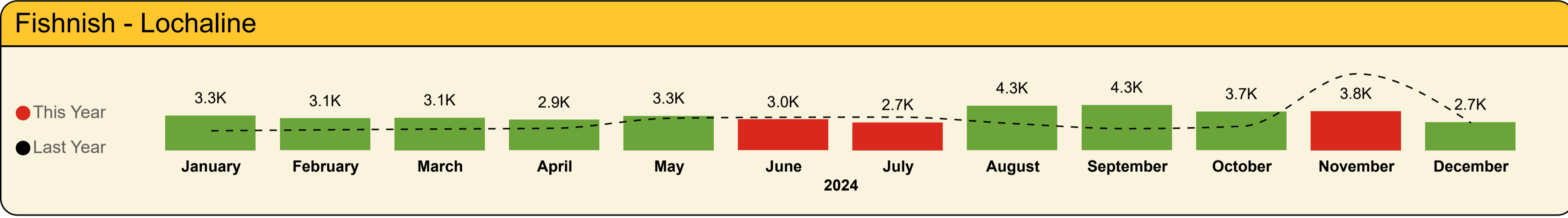


Shipped Commercial Vehicle Metres



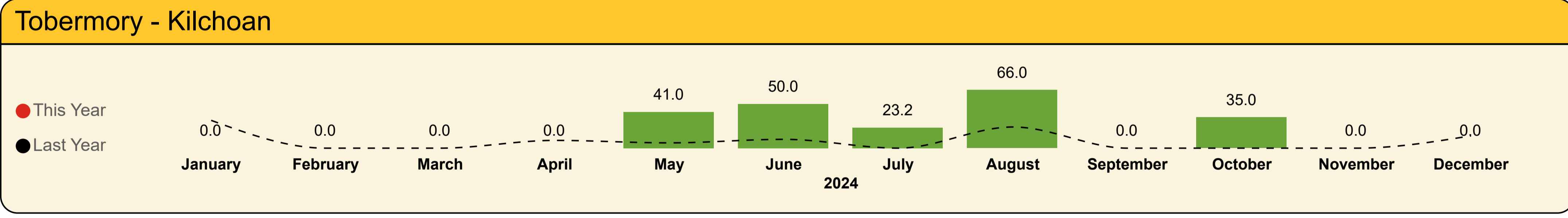
This Month YoY
3.8K
LY: 3.4K (+14.12%)

YoY
61.0K
LY: 61.6K (-0.89%)



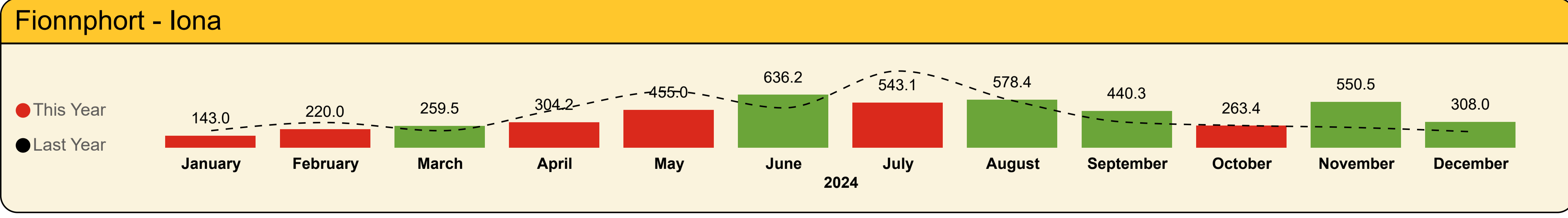
This Month YoY
2.7K
LY: 2.6K (+2.95%)

YoY
40.3K
LY: 34.4K (+17.05%)



This Month YoY
0.0
LY: 14.0 (-100%)

YoY
215.2
LY: 94.3 (+128.21%)



This Month YoY
308.0
LY: 191.0 (+61.26%)

YoY
4.7K
LY: 4.8K (-2.16%)



Mull Total

Contractual Carrying Groups



This Month YoY
22,519
LY: 22,543 (-0.11%)

YoY
949,048
LY: 918,184
(+3.36%)



This Month YoY
8,854
LY: 8,986 (-1.47%)

YoY
231,522
LY: 224,065
(+3.33%)



This Month YoY
14.7
LY: 39.0 (-62.31%)

YoY
20.2K
LY: 20.7K (-2.37%)



This Month YoY
6.8K
LY: 6.2K (+10.57%)

YoY
106.2K
LY: 100.8K (+5.29%)

Passengers

Year	Month	Last Year	This Year	Variance %
2024	January	20,343	19,957	-1.9 %
2024	February	26,477	27,449	3.7 %
2024	March	36,503	44,099	20.8 %
2024	April	85,737	77,253	-9.9 %
2024	May	116,027	127,025	9.5 %
2024	June	115,848	122,760	6.0 %
2024	July	142,294	149,224	4.9 %
2024	August	153,109	141,964	-7.3 %
2024	September	106,510	118,382	11.1 %
2024	October	63,884	68,412	7.1 %
2024	November	28,908	30,004	3.8 %
2024	December	22,543	22,519	-0.1 %
Total		918,184	949,048	3.4 %

Cars

Year	Month	Last Year	This Year	Variance %
2024	January	8,143	7,638	-6.2 %
2024	February	9,745	10,260	5.3 %
2024	March	12,501	14,827	18.6 %
2024	April	20,419	19,911	-2.5 %
2024	May	25,684	27,005	5.1 %
2024	June	25,989	26,055	0.3 %
2024	July	28,626	29,014	1.4 %
2024	August	30,242	30,397	0.5 %
2024	September	24,529	27,042	10.2 %
2024	October	17,698	19,605	10.8 %
2024	November	11,504	10,914	-5.1 %
2024	December	8,986	8,854	-1.5 %
Total		224,065	231,522	3.3 %

Coach Metres

Year	Month	Last Year	This Year	Variance %
2024	January	98.5	37.9	-61.5 %
2024	February	159.6	33.8	-78.8 %
2024	March	352.4	171.0	-51.5 %
2024	April	1,446.8	1,070.0	-26.0 %
2024	May	2,958.1	3,239.7	9.5 %
2024	June	3,993.0	3,616.2	-9.4 %
2024	July	3,752.3	3,728.1	-0.6 %
2024	August	3,087.4	3,339.6	8.2 %
2024	September	3,231.8	3,584.4	10.9 %
2024	October	1,375.2	1,316.8	-4.2 %
2024	November	231.1	81.7	-64.6 %
2024	December	39.0	14.7	-62.3 %
Total		20,725.3	20,233.8	-2.4 %

Commercial Vehicle Metres

Year	Month	Last Year	This Year	Variance %
2024	January	5,379.6	6,455.9	20.0 %
2024	February	5,915.4	7,726.6	30.6 %
2024	March	7,459.9	8,389.8	12.5 %
2024	April	7,856.7	8,471.2	7.8 %
2024	May	10,271.7	8,802.5	-14.3 %
2024	June	9,213.6	9,060.8	-1.7 %
2024	July	11,660.7	8,796.3	-24.6 %
2024	August	9,655.0	11,117.5	15.1 %
2024	September	7,616.9	11,430.1	50.1 %
2024	October	7,882.0	9,710.8	23.2 %
2024	November	11,739.1	9,364.8	-20.2 %
2024	December	6,193.2	6,848.0	10.6 %
Total		100,843.8	106,174.1	5.3 %




This Month YoY
13,661
LY: 15,463 (-11.65%)

YoY
552,457
LY: 552,821 (-0.07%)



This Month YoY
4,830
LY: 5,994 (-19.42%)

YoY
152,041
LY: 150,642
(+0.93%)



This Month YoY
14.7
LY: 27.0 (-45.56%)

YoY
16.2K
LY: 17.1K (-5.45%)



This Month YoY
3.8K
LY: 3.4K (+14.12%)

YoY
61.0K
LY: 61.6K (-0.89%)

Passengers

Year	Month	Last Year	This Year	Variance %
2024	January	14,126	12,705	-10.1 %
2024	February	16,805	18,788	11.8 %
2024	March	22,905	29,015	26.7 %
2024	April	53,337	45,944	-13.9 %
2024	May	67,465	68,862	2.1 %
2024	June	67,769	69,908	3.2 %
2024	July	82,041	84,465	3.0 %
2024	August	86,283	81,085	-6.0 %
2024	September	67,486	68,513	1.5 %
2024	October	40,277	40,298	0.1 %
2024	November	18,864	19,213	1.9 %
2024	December	15,463	13,661	-11.7 %
Total		552,821	552,457	-0.1 %

Cars

Year	Month	Last Year	This Year	Variance %
2024	January	5,326	4,605	-13.5 %
2024	February	5,679	6,838	20.4 %
2024	March	7,340	10,323	40.6 %
2024	April	14,521	13,749	-5.3 %
2024	May	17,406	16,586	-4.7 %
2024	June	17,587	17,872	1.6 %
2024	July	19,224	19,723	2.6 %
2024	August	20,301	20,015	-1.4 %
2024	September	18,545	18,713	0.9 %
2024	October	12,065	12,295	1.9 %
2024	November	6,655	6,492	-2.4 %
2024	December	5,994	4,830	-19.4 %
Total		150,642	152,041	0.9 %

Coach Metres

Year	Month	Last Year	This Year	Variance %
2024	January	54.0	19.9	-63.1 %
2024	February	128.8	20.8	-83.9 %
2024	March	308.4	122.0	-60.4 %
2024	April	1,292.0	856.4	-33.7 %
2024	May	2,299.8	2,475.6	7.6 %
2024	June	3,038.0	2,966.1	-2.4 %
2024	July	2,857.3	2,989.4	4.6 %
2024	August	2,868.1	2,616.8	-8.8 %
2024	September	2,824.5	3,067.6	8.6 %
2024	October	1,189.8	967.3	-18.7 %
2024	November	211.1	50.7	-76.0 %
2024	December	27.0	14.7	-45.6 %
Total		17,098.8	16,167.2	-5.4 %

Commercial Vehicle Metres

Year	Month	Last Year	This Year	Variance %
2024	January	3,274.2	2,968.1	-9.3 %
2024	February	3,649.8	4,435.5	21.5 %
2024	March	5,212.5	5,001.5	-4.0 %
2024	April	5,278.4	5,233.3	-0.9 %
2024	May	6,508.9	5,004.1	-23.1 %
2024	June	5,551.5	5,408.5	-2.6 %
2024	July	7,548.5	5,554.5	-26.4 %
2024	August	6,497.2	6,191.8	-4.7 %
2024	September	5,233.9	6,640.1	26.9 %
2024	October	5,308.6	5,692.5	7.2 %
2024	November	4,137.0	5,045.7	22.0 %
2024	December	3,356.1	3,830.1	14.1 %
Total		61,556.5	61,005.7	-0.9 %



Fishnish - Lochaline

Contractual Carrying Groups



This Month YoY

5,984

LY: 4,664 (+28.3%)

YoY

131,011

LY: 113,541
(+15.39%)



This Month YoY


3,265

LY: 2,352 (+38.82%)

YoY

60,110

LY: 53,864 (+11.6%)



This Month YoY

0.0

LY: 12.0 (-100%)

YoY

4.0K

LY: 3.5K (+13.79%)



This Month YoY

2.7K

LY: 2.6K (+2.95%)

YoY

40.3K

LY: 34.4K (+17.05%)

Passengers

Year	Month	Last Year	This Year	Variance %
2024	January	4,072	4,556	11.9 %
2024	February	5,707	4,792	-16.0 %
2024	March	6,885	6,484	-5.8 %
2024	April	8,741	10,014	14.6 %
2024	May	12,611	17,882	41.8 %
2024	June	14,153	13,958	-1.4 %
2024	July	16,428	16,480	0.3 %
2024	August	15,907	19,770	24.3 %
2024	September	9,430	13,142	39.4 %
2024	October	9,337	11,825	26.6 %
2024	November	5,606	6,124	9.2 %
2024	December	4,664	5,984	28.3 %
Total		113,541	131,011	15.4 %

Cars

Year	Month	Last Year	This Year	Variance %
2024	January	2,320	2,398	3.4 %
2024	February	3,239	2,637	-18.6 %
2024	March	4,009	3,555	-11.3 %
2024	April	3,960	4,552	14.9 %
2024	May	5,790	7,880	36.1 %
2024	June	5,966	5,935	-0.5 %
2024	July	6,772	6,581	-2.8 %
2024	August	6,727	8,136	20.9 %
2024	September	4,062	5,977	47.1 %
2024	October	4,640	5,771	24.4 %
2024	November	4,027	3,423	-15.0 %
2024	December	2,352	3,265	38.8 %
Total		53,864	60,110	11.6 %

Coach Metres

Year	Month	Last Year	This Year	Variance %
2024	January	44.5	18.0	-59.6 %
2024	February	19.0	13.0	-31.6 %
2024	March	44.0	49.0	11.4 %
2024	April	132.3	213.6	61.5 %
2024	May	613.3	743.1	21.2 %
2024	June	914.0	643.1	-29.6 %
2024	July	895.0	716.7	-19.9 %
2024	August	219.3	708.8	223.2 %
2024	September	406.3	502.8	23.8 %
2024	October	185.4	349.5	88.5 %
2024	November	20.0	31.0	55.0 %
2024	December	12.0	0.0	-100.0 %
Total		3,505.2	3,988.6	13.8 %

Commercial Vehicle Metres

Year	Month	Last Year	This Year	Variance %
2024	January	1,869.9	3,344.8	78.9 %
2024	February	1,964.2	3,071.1	56.4 %
2024	March	2,044.6	3,128.8	53.0 %
2024	April	2,116.9	2,933.7	38.6 %
2024	May	3,079.0	3,302.4	7.3 %
2024	June	3,174.0	2,966.1	-6.6 %
2024	July	3,190.0	2,675.6	-16.1 %
2024	August	2,569.3	4,281.3	66.6 %
2024	September	2,078.5	4,349.7	109.3 %
2024	October	2,307.9	3,719.9	61.2 %
2024	November	7,361.1	3,768.7	-48.8 %
2024	December	2,632.1	2,709.9	3.0 %
Total		34,387.5	40,251.7	17.1 %



Tobermory - Kilchoan


Contractual Carrying Groups



This Month YoY	YoY
708	44,510
LY: 527 (+34.35%)	LY: 45,355 (-1.86%)



This Month YoY	YoY
226	11,498
LY: 167 (+35.33%)	LY: 11,472 (+0.23%)



This Month YoY	YoY
0.0	78.0
LY: 0.0	LY: 120.3 (-35.16%)



This Month YoY	YoY
0.0	215.2
LY: 14.0 (-100%)	LY: 94.3 (+128.21%)

Passengers

Year	Month	Last Year	This Year	Variance %
2024	January	337	541	60.5 %
2024	February	950	949	-0.1 %
2024	March	1,225	1,367	11.6 %
2024	April	5,062	3,924	-22.5 %
2024	May	6,041	6,932	14.7 %
2024	June	6,217	5,671	-8.8 %
2024	July	8,359	8,513	1.8 %
2024	August	9,697	6,452	-33.5 %
2024	September	4,413	5,421	22.8 %
2024	October	1,730	3,016	74.3 %
2024	November	797	1,016	27.5 %
2024	December	527	708	34.3 %
Total		45,355	44,510	-1.9 %

Cars

Year	Month	Last Year	This Year	Variance %
2024	January	81	182	124.7 %
2024	February	251	274	9.2 %
2024	March	430	271	-37.0 %
2024	April	1,262	932	-26.1 %
2024	May	1,723	1,838	6.7 %
2024	June	1,652	1,600	-3.1 %
2024	July	1,774	1,956	10.3 %
2024	August	2,398	1,402	-41.5 %
2024	September	1,164	1,602	37.6 %
2024	October	358	888	148.0 %
2024	November	212	327	54.2 %
2024	December	167	226	35.3 %
Total		11,472	11,498	0.2 %

Coach Metres

Year	Month	Last Year	This Year	Variance %
2024	January	0.0	0.0	0.0 %
2024	February	11.8	0.0	-100.0 %
2024	March	0.0	0.0	0.0 %
2024	April	22.5	0.0	-100.0 %
2024	May	45.0	21.0	-53.3 %
2024	June	41.0	7.0	-82.9 %
2024	July	0.0	22.0	0.0 %
2024	August	0.0	14.0	0.0 %
2024	September	0.0	14.0	0.0 %
2024	October	0.0	0.0	0.0 %
2024	November	0.0	0.0	0.0 %
2024	December	0.0	0.0	0.0 %
Total		120.3	78.0	-35.2 %

Commercial Vehicle Metres

Year	Month	Last Year	This Year	Variance %
2024	January	31.5	0.0	-100.0 %
2024	February	0.0	0.0	0.0 %
2024	March	0.0	0.0	0.0 %
2024	April	8.8	0.0	-100.0 %
2024	May	6.0	41.0	583.3 %
2024	June	10.0	50.0	400.0 %
2024	July	0.0	23.2	0.0 %
2024	August	24.0	66.0	175.0 %
2024	September	0.0	0.0	0.0 %
2024	October	0.0	35.0	0.0 %
2024	November	0.0	0.0	0.0 %
2024	December	14.0	0.0	-100.0 %
Total		94.3	215.2	128.2 %



This Month YoY
2,166
LY: 1,889 (+14.66%)

YoY
221,070
LY: 206,466
(+7.07%)



This Month YoY
533
LY: 473 (+12.68%)

YoY
7,873
LY: 8,086 (-2.64%)



This Month YoY
0.0
LY: 0.0

YoY
0.0
LY: 1.0 (-100%)



This Month YoY
308.0
LY: 191.0 (+61.26%)

YoY
4.7K
LY: 4.8K (-2.16%)

Passengers

Year	Month	Last Year	This Year	Variance %
2024	January	1,808	2,155	19.2 %
2024	February	3,015	2,920	-3.2 %
2024	March	5,488	7,233	31.8 %
2024	April	18,597	17,371	-6.6 %
2024	May	29,910	33,349	11.5 %
2024	June	27,709	33,223	19.9 %
2024	July	35,466	39,766	12.1 %
2024	August	41,222	34,657	-15.9 %
2024	September	25,181	31,306	24.3 %
2024	October	12,540	13,273	5.8 %
2024	November	3,641	3,651	0.3 %
2024	December	1,889	2,166	14.7 %
Total		206,466	221,070	7.1 %

Cars

Year	Month	Last Year	This Year	Variance %
2024	January	416	453	8.9 %
2024	February	576	511	-11.3 %
2024	March	722	678	-6.1 %
2024	April	676	678	0.3 %
2024	May	765	701	-8.3 %
2024	June	784	648	-17.3 %
2024	July	856	754	-11.9 %
2024	August	816	844	3.4 %
2024	September	758	750	-1.1 %
2024	October	635	651	2.5 %
2024	November	610	672	10.2 %
2024	December	473	533	12.7 %
Total		8,086	7,873	-2.6 %

Coach Metres

Year	Month	Last Year	This Year	Variance %
2024	January	0.0	0.0	0.0 %
2024	February	0.0	0.0	0.0 %
2024	March	0.0	0.0	0.0 %
2024	April	0.0	0.0	0.0 %
2024	May	0.0	0.0	0.0 %
2024	June	0.0	0.0	0.0 %
2024	July	0.0	0.0	0.0 %
2024	August	0.0	0.0	0.0 %
2024	September	1.0	0.0	-100.0 %
2024	October	0.0	0.0	0.0 %
2024	November	0.0	0.0	0.0 %
2024	December	0.0	0.0	0.0 %
Total		1.0	0.0	-100.0 %

Commercial Vehicle Metres

Year	Month	Last Year	This Year	Variance %
2024	January	204.0	143.0	-29.9 %
2024	February	301.4	220.0	-27.0 %
2024	March	202.8	259.5	28.0 %
2024	April	452.6	304.2	-32.8 %
2024	May	677.8	455.0	-32.9 %
2024	June	478.1	636.2	33.1 %
2024	July	922.3	543.1	-41.1 %
2024	August	564.5	578.4	2.5 %
2024	September	304.5	440.3	44.6 %
2024	October	265.5	263.4	-0.8 %
2024	November	241.0	550.5	128.4 %
2024	December	191.0	308.0	61.3 %
Total		4,805.5	4,701.6	-2.2 %



Cars



Oban - Craignure

Year	Month	Last Year	This Year	Var %
2024	January	4,131	3,674	-11.1 %
2024	February	4,449	5,427	22.0 %
2024	March	5,782	8,456	46.2 %
2024	April	11,531	11,289	-2.1 %
2024	May	9,494	13,527	42.5 %
2024	June	11,527	15,776	36.9 %
2024	July	15,940	17,559	10.2 %
2024	August	15,562	17,298	11.2 %
2024	September	14,840	14,951	0.7 %
2024	October	9,352	9,614	2.8 %
2024	November	5,266	5,049	-4.1 %
2024	December	4,786	3,916	-18.2 %
Total		112,660	126,536	12.3 %

Fishnish - Lochaline

Year	Month	Last Year	This Year	Var %
2024	January	1,921	1,532	-20.2 %
2024	February	2,742	1,719	-37.3 %
2024	March	3,297	2,357	-28.5 %
2024	April	3,452	3,345	-3.1 %
2024	May	3,337	5,959	78.6 %
2024	June	3,076	4,510	46.6 %
2024	July	3,690	4,913	33.1 %
2024	August	4,694	6,193	31.9 %
2024	September	2,925	4,388	50.0 %
2024	October	3,126	3,982	27.4 %
2024	November	1,707	2,293	34.3 %
2024	December	1,593	2,270	42.5 %
Total		35,560	43,461	22.2 %

Tobermory - Kilchoan

Year	Month	Last Year	This Year	Var %
2024	January	80	156	95.0 %
2024	February	228	252	10.5 %
2024	March	377	229	-39.3 %
2024	April	1,034	752	-27.3 %
2024	May	1,059	1,427	34.7 %
2024	June	964	1,277	32.5 %
2024	July	1,287	1,598	24.2 %
2024	August	1,809	1,127	-37.7 %
2024	September	826	1,217	47.3 %
2024	October	198	723	265.2 %
2024	November	123	276	124.4 %
2024	December	126	189	50.0 %
Total		8,111	9,223	13.7 %

Fionnphort - Iona

Year	Month	Last Year	This Year	Var %
2024	January	283	78	-72.4 %
2024	February	386	86	-77.7 %
2024	March	473	74	-84.4 %
2024	April	454	75	-83.5 %
2024	May	243	106	-56.4 %
2024	June	40	85	112.5 %
2024	July	99	202	104.0 %
2024	August	102	379	271.6 %
2024	September	48	349	627.1 %
2024	October	48	263	447.9 %
2024	November	23	298	1195.7 %
2024	December	48	262	445.8 %
Total		2,247	2,257	0.4 %



LGVs



Oban - Craignure

Year	Month	Last Year	This Year	Var %
2024	January	1,001	686	-31.5 %
2024	February	971	1,045	7.6 %
2024	March	1,172	1,258	7.3 %
2024	April	1,648	1,190	-27.8 %
2024	May	1,194	1,067	-10.6 %
2024	June	948	1,230	29.7 %
2024	July	1,010	1,255	24.3 %
2024	August	1,159	1,206	4.1 %
2024	September	1,179	1,170	-0.8 %
2024	October	1,030	1,194	15.9 %
2024	November	867	916	5.7 %
2024	December	807	635	-21.3 %
Total		12,986	12,852	-1.0 %

Fishnish - Lochaline

Year	Month	Last Year	This Year	Var %
2024	January	317	495	56.2 %
2024	February	387	429	10.9 %
2024	March	550	423	-23.1 %
2024	April	218	458	110.1 %
2024	May	229	907	296.1 %
2024	June	255	650	154.9 %
2024	July	217	902	315.7 %
2024	August	378	936	147.6 %
2024	September	291	711	144.3 %
2024	October	444	886	99.5 %
2024	November	402	824	105.0 %
2024	December	268	771	187.7 %
Total		3,956	8,392	112.1 %

Tobermory - Kilchoan

Year	Month	Last Year	This Year	Var %
2024	January	0	3	0.0 %
2024	February	10	2	-80.0 %
2024	March	16	3	-81.3 %
2024	April	34	21	-38.2 %
2024	May	14	36	157.1 %
2024	June	16	47	193.8 %
2024	July	9	41	355.6 %
2024	August	50	25	-50.0 %
2024	September	30	42	40.0 %
2024	October	12	33	175.0 %
2024	November	2	15	650.0 %
2024	December	10	10	0.0 %
Total		203	278	36.9 %

Fionnphort - Iona

Year	Month	Last Year	This Year	Var %
2024	January	125	44	-64.8 %
2024	February	179	59	-67.0 %
2024	March	228	36	-84.2 %
2024	April	215	45	-79.1 %
2024	May	119	29	-75.6 %
2024	June	17	33	94.1 %
2024	July	25	52	108.0 %
2024	August	50	144	188.0 %
2024	September	34	162	376.5 %
2024	October	31	96	209.7 %
2024	November	28	243	767.9 %
2024	December	59	162	174.6 %
Total		1,110	1,105	-0.5 %



Motorhomes



Oban - Craignure

Year	Month	Last Year	This Year	Var %
2024	January	59	103	74.6 %
2024	February	98	178	81.6 %
2024	March	176	523	197.2 %
2024	April	1,057	1,274	20.5 %
2024	May	1,088	1,885	73.3 %
2024	June	1,255	1,824	45.3 %
2024	July	1,363	1,840	35.0 %
2024	August	1,624	1,797	10.7 %
2024	September	1,663	1,928	15.9 %
2024	October	785	887	13.0 %
2024	November	196	237	20.9 %
2024	December	141	137	-2.8 %
Total		9,505	12,613	32.7 %

Fishnish - Lochaline

Year	Month	Last Year	This Year	Var %
2024	January	8	28	250.0 %
2024	February	24	37	54.2 %
2024	March	65	103	58.5 %
2024	April	185	368	98.9 %
2024	May	263	948	260.5 %
2024	June	291	541	85.9 %
2024	July	255	567	122.4 %
2024	August	439	738	68.1 %
2024	September	294	557	89.5 %
2024	October	203	407	100.5 %
2024	November	51	80	56.9 %
2024	December	19	54	184.2 %
Total		2,097	4,428	111.2 %

Tobermory - Kilchoan


Year	Month	Last Year	This Year	Var %
2024	January	1	2	100.0 %
2024	February	4	2	-50.0 %
2024	March	25	17	-32.0 %
2024	April	185	129	-30.3 %
2024	May	235	394	67.7 %
2024	June	185	283	53.0 %
2024	July	233	290	24.5 %
2024	August	334	237	-29.0 %
2024	September	165	312	89.1 %
2024	October	25	108	332.0 %
2024	November	16	11	-31.3 %
2024	December	3	9	200.0 %
Total		1,411	1,794	27.1 %

Fionnphort - Iona

Year	Month	Last Year	This Year	Var %
2024	January	0	0	0.0 %
2024	February	0	0	0.0 %
2024	March	0	0	0.0 %
2024	April	0	0	0.0 %
2024	May	1	0	-100.0 %
2024	June	0	0	0.0 %
2024	July	0	0	0.0 %
2024	August	0	2	0.0 %
2024	September	0	3	0.0 %
2024	October	0	4	0.0 %
2024	November	0	4	0.0 %
2024	December	0	2	0.0 %
Total		1	15	1400.0 %



Reliability & Punctuality



Reliability

Route		Fionnphort - Iona		Fishnish - Lochaline		Oban - Craignure		Tobermory - Kilchoan	
Year	Month	Contractual	Actual	Contractual	Actual	Contractual	Actual	Contractual	Actual
2024	January	100.0%	80.4%	100.0%	99.0%	93.6%	83.1%	100.0%	91.6%
	February	100.0%	94.0%	99.3%	99.3%	99.3%	88.8%	100.0%	98.8%
	March	100.0%	95.3%	98.6%	98.6%	100.0%	94.5%	100.0%	91.9%
	April	98.9%	94.7%	99.8%	99.8%	100.0%	95.0%	100.0%	93.6%
	May	99.6%	99.6%	99.8%	99.8%	100.0%	96.8%	100.0%	98.6%
	June	100.0%	98.5%	99.7%	99.2%	99.0%	98.5%	99.5%	99.5%
	July	100.0%	100.0%	100.0%	100.0%	99.7%	98.1%	99.5%	98.1%
	August	99.8%	97.9%	100.0%	100.0%	99.7%	95.2%	99.5%	92.8%
	September	100.0%	98.9%	99.2%	99.2%	99.7%	97.3%	100.0%	95.0%
	October	99.7%	89.8%	97.2%	96.1%	100.0%	90.1%	100.0%	95.2%
	November	100.0%	94.0%	99.7%	98.3%	99.4%	92.0%	100.0%	96.5%
	December	99.5%	77.5%	99.6%	93.8%	83.7%	68.3%	100.0%	89.0%
Total		99.8%	95.0%	99.4%	98.7%	98.3%	92.6%	99.8%	95.5%

Punctuality

Route		Fionnphort - Iona		Fishnish - Lochaline		Oban - Craignure		Tobermory - Kilchoan	
Year	Month	Contractual	Actual	Contractual	Actual	Contractual	Actual	Contractual	Actual
2024	January	100.0%	99.1%	100.0%	100.0%	99.7%	86.7%	100.0%	97.4%
	February	99.7%	92.3%	99.8%	99.5%	99.2%	79.1%	100.0%	93.4%
	March	100.0%	96.0%	99.0%	92.1%	99.4%	89.8%	98.9%	96.7%
	April	100.0%	97.8%	99.7%	98.4%	98.4%	87.8%	100.0%	99.2%
	May	99.9%	97.6%	99.4%	97.3%	98.5%	86.4%	93.9%	88.6%
	June	100.0%	96.1%	100.0%	99.7%	99.0%	89.4%	99.2%	95.5%
	July	100.0%	96.6%	99.6%	98.4%	99.7%	95.5%	99.8%	99.0%
	August	100.0%	97.0%	99.3%	95.9%	98.7%	87.3%	99.7%	98.7%
	September	99.9%	97.4%	99.4%	91.2%	98.6%	90.9%	100.0%	98.4%
	October	100.0%	97.8%	100.0%	99.7%	98.6%	85.3%	100.0%	99.1%
	November	99.8%	97.4%	99.8%	99.1%	98.5%	92.2%	98.2%	91.0%
	December	99.7%	85.8%	99.8%	98.3%	99.6%	42.0%	97.9%	94.5%
Total		99.9%	96.5%	99.6%	97.4%	98.9%	86.2%	98.9%	96.3%



Reliability & Punctuality Summary

Summary of Scheduled, Operated, Cancelled & Diverted Sailings by Route and Leg

Year	Month	Route	Leg	Operated Sailings	Scheduled Sailings	Additional Sailings	Cancelled Sailings	Diverted Sailings
2024	December	Fionnphort - Iona	Fionnphort-Iona	168	202	7	41	0
2024	December	Fionnphort - Iona	Iona-Fionnphort	170	216	7	53	0
2024	December	Fishnish - Lochaline	Fishnish-Lochaline	264	281	0	17	0
2024	December	Fishnish - Lochaline	Lochaline-Fishnish	263	281	0	18	0
2024	December	Oban - Craginure	Craginure-Colonsay	1		1	0	0
2024	December	Oban - Craginure	Craginure-Oban	142	202	5	65	0
2024	December	Oban - Craginure	Oban-Craginure	142	202	3	63	0
2024	December	Tobermory - Kilchoan	Kilchoan-Tobermory	73	82	0	9	0
2024	December	Tobermory - Kilchoan	Tobermory-Kilchoan	73	82	0	9	0
Total				1,296	1,548	23	275	0

Summary of Cancellations, Lateness & Relief Events by Route and Leg

Year	Month	Route	Leg	Cancelled Sailings	Cancelled (Relief)	Cancelled (No Relief)	On Time	Level 1 Late	Level 1 (Relief)	Level 1 (No Relief)	Level 2 Late	Level 2 (Relief)	Level 2 (No Relief)
2024	December	Fionnphort - Iona	Fionnphort-Iona	41	40	1	141	5	5	0	15	14	1
2024	December	Fionnphort - Iona	Iona-Fionnphort	53	52	1	137	1	1	0	25	25	0
2024	December	Fishnish - Lochaline	Fishnish-Lochaline	17	16	1	258	3	2	1	3	3	0
2024	December	Fishnish - Lochaline	Lochaline-Fishnish	18	17	1	260	1	1	0	2	2	0
2024	December	Oban - Craginure	Craginure-Colonsay	0	0	0	0	0	0	0	0	0	0
2024	December	Oban - Craginure	Craginure-Oban	65	32	33	56	9	9	0	72	72	0
2024	December	Oban - Craginure	Oban-Craginure	63	30	33	60	17	16	1	62	62	0
2024	December	Tobermory - Kilchoan	Kilchoan-Tobermory	9	9	0	70	1	1	0	2	1	1
2024	December	Tobermory - Kilchoan	Tobermory-Kilchoan	9	9	0	68	3	3	0	2	0	2
Total				275	205	70	1,050	40	38	2	183	179	4