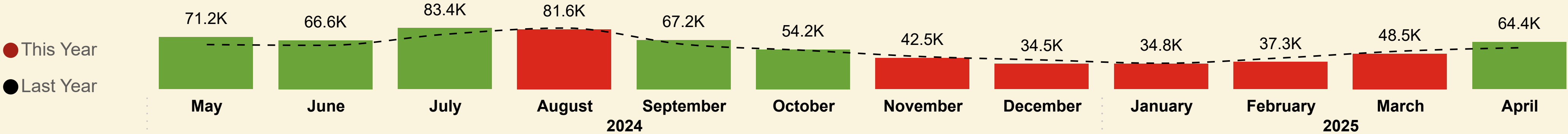




Shipped Passengers

Wemyss Bay - Rothesay



This Month YoY

64,368

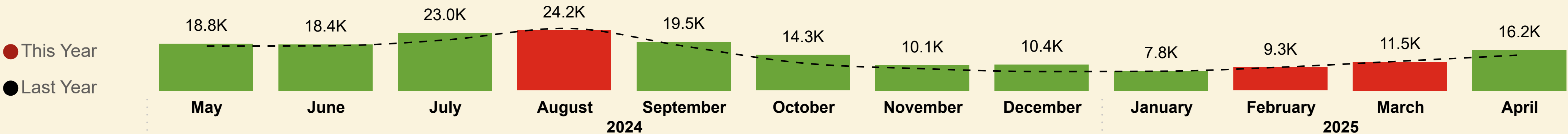
LY: 56,545 (+13.83%)

YoY

686,111

LY: 663,904 (+3.3%)

Colintraive - Rhubodach



This Month YoY

16,153

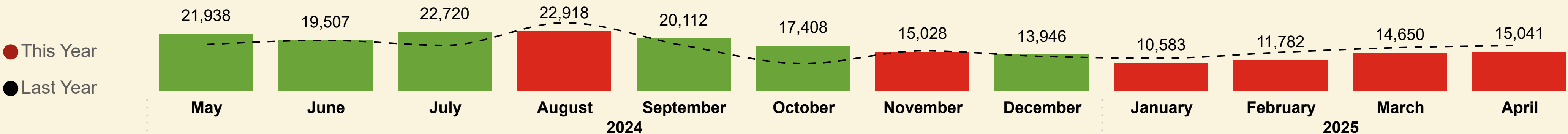
LY: 14,209 (+13.68%)

YoY

183,440

LY: 168,963 (+8.6%)

Gourock - Dunoon



This Month YoY

15,041


LY: 17,419 (-13.65%)

YoY

205,633

LY: 198,998 (+3.3%)

Tarbert LF - Portavadie



This Month YoY

8,559

LY: 5,385 (+58.94%)

YoY

65,656

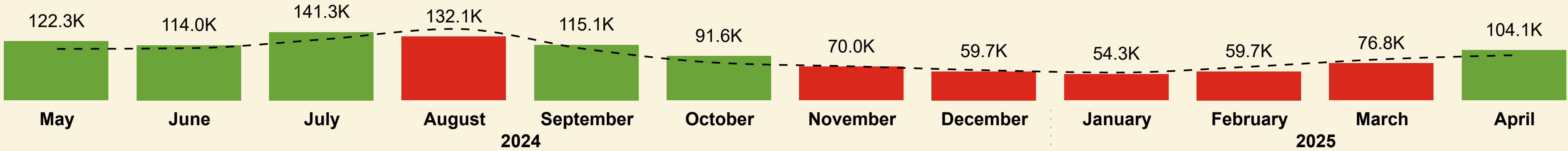
LY: 79,370 (-17.3%)



Shipped Passengers

Total Cowal

● This Year
● Last Year



This Month YoY

104,121
LY: 93,558 (+11.29%)

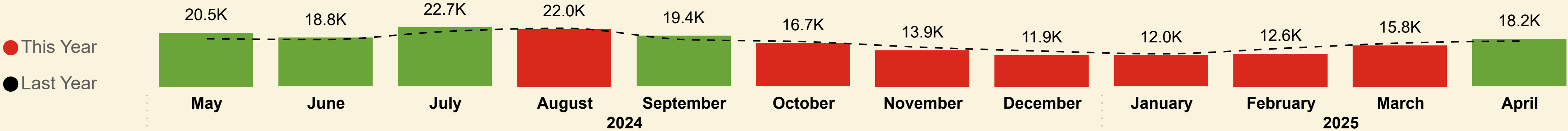
YoY

1,140,840
LY: 1,111,235 (+2.7%)



Shipped Cars

Wemyss Bay - Rothesay



This Month YoY

18,198

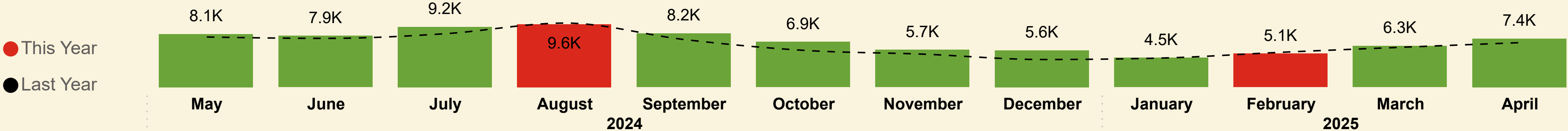
LY: 17,465 (+4.2%)

YoY

204,523

LY: 205,037 (-0.3%)

Colintraive - Rhubodach



This Month YoY

7,426

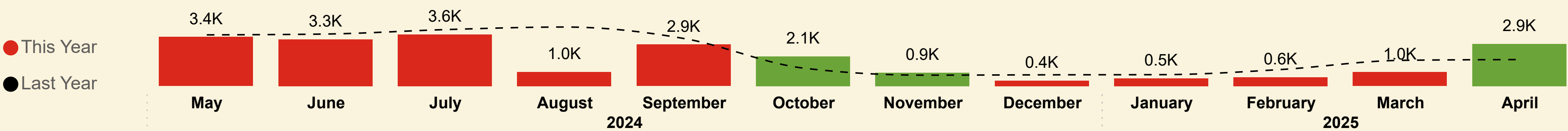
LY: 6,814 (+8.98%)

YoY

84,735

LY: 78,071 (+8.5%)

Tarbert LF - Portavadie



This Month YoY

2,945

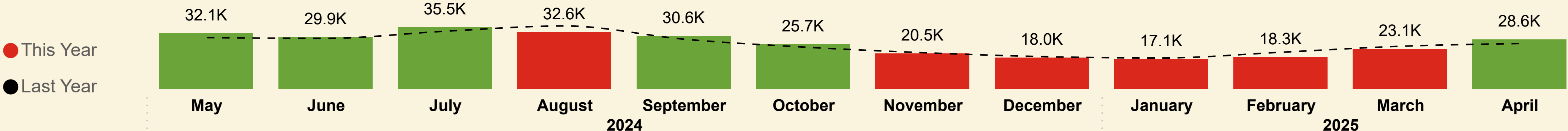
LY: 1,851 (+59.1%)

YoY

22,655

LY: 27,003 (-16.1%)

Cowal Total



This Month YoY

28,569

LY: 26,130 (+9.33%)

YoY

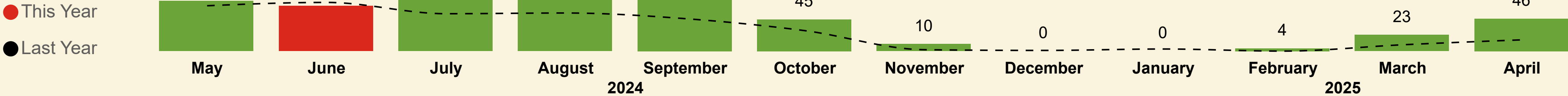
311,913

LY: 310,110 (+0.6%)



Shipped Coaches

Wemyss Bay - Rothesay



This Month YoY

46

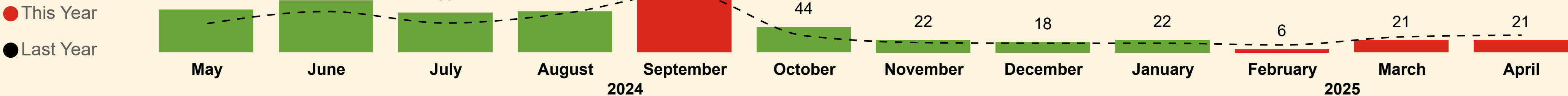
LY: 16 (+187.5%)

YoY

511

LY: 346 (+47.6%)

Colintraive - Rhubodach



This Month YoY

21

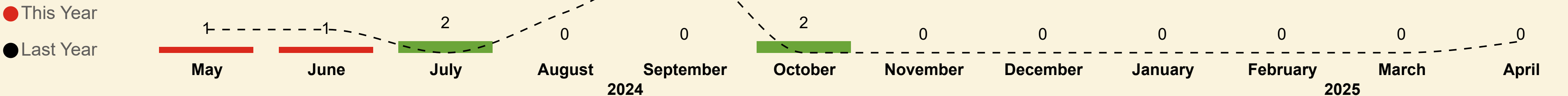
LY: 30 (-30%)

YoY

556

LY: 491 (+13.2%)

Tarbert LF - Portavadie



This Month YoY

0

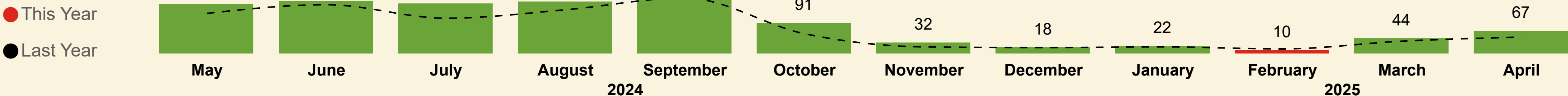
LY: 2 (-100%)

YoY

6

LY: 32 (-81.3%)

Cowal Total



This Month YoY

67

LY: 48 (+39.58%)

YoY

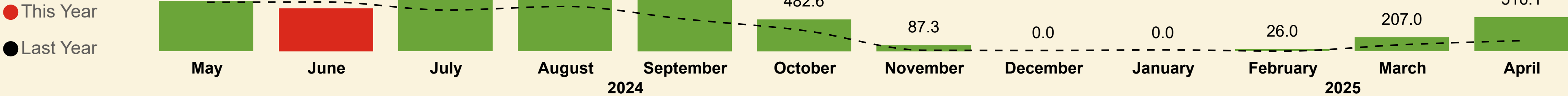
1073

LY: 869 (+23.4%)



Shipped Coach Metres

Wemyss Bay - Rothesay



This Month YoY

516.1

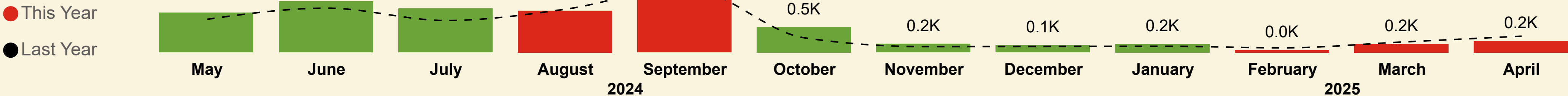
LY: 160.0 (+222.6%)

YoY

5.5K

LY: 3.9K (+40.5%)

Colintraive - Rhubodach



This Month YoY

208.3

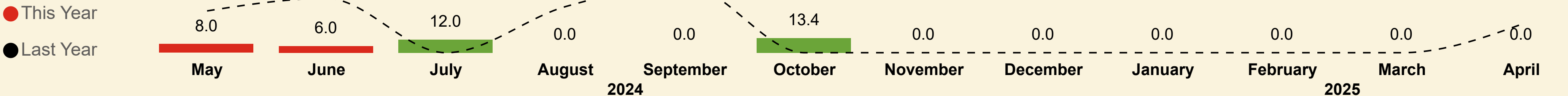
LY: 296.0 (-29.6%)

YoY

5.6K

LY: 5.1K (+8.7%)

Tarbert LF - Portavadie



This Month YoY

0.0

LY: 26.2 (-100%)

YoY

39.4

LY: 219.2 (-82%)

Cowal Total



This Month YoY

724.4

LY: 482.2 (+50.2%)

YoY

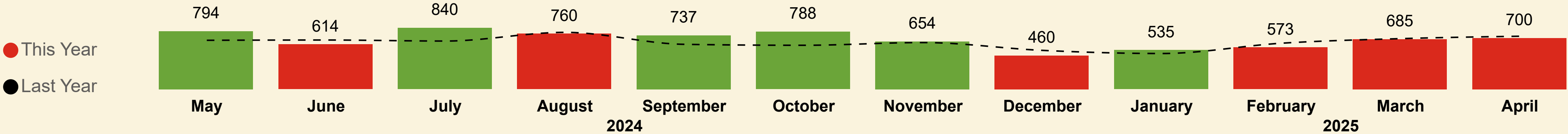
11.1K

LY: 9.2K (+20%)



Shipped Commercial Vehicles

Wemyss Bay - Rothesay



This Month YoY

700

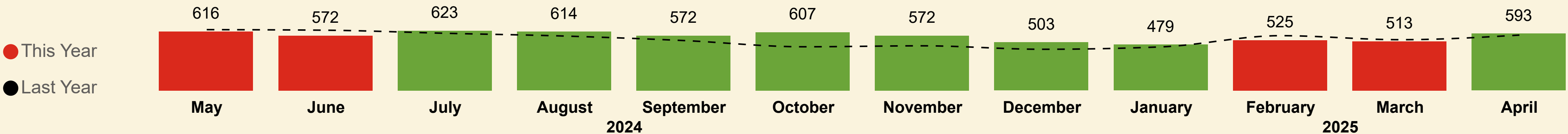
LY: 726 (-3.6%)

YoY

8,140

LY: 7,709 (+5.6%)

Colintraive - Rhubodach



This Month YoY

593

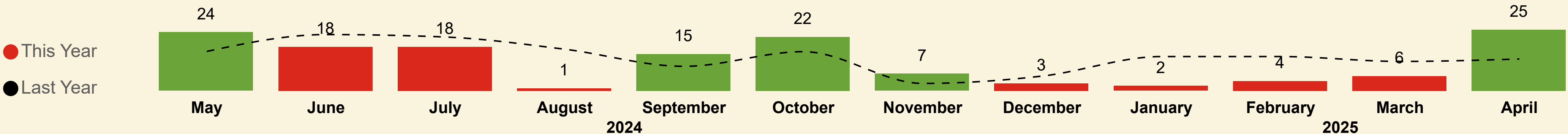
LY: 578 (+2.6%)

YoY

6,789

LY: 6,437 (+5.5%)

Tarbert LF - Portavadie



This Month YoY

25

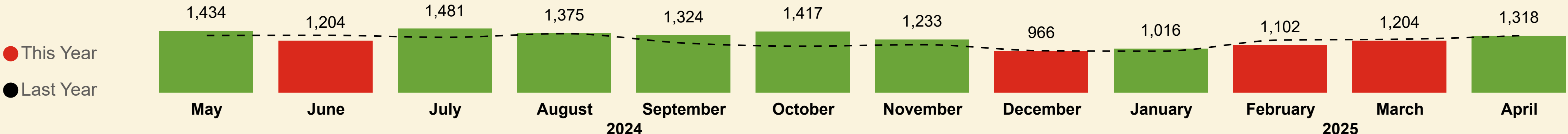
LY: 13 (+92.3%)

YoY

145

LY: 166 (-12.7%)

Cowal Total



This Month YoY

1,318

LY: 1,317 (+0.1%)

YoY

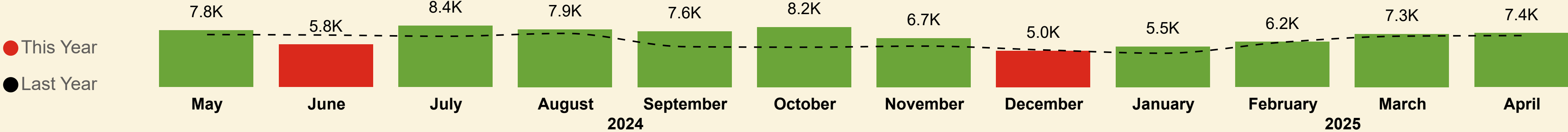
15,074

LY: 14,312 (+5.3%)



Shipped Commercial Vehicle Metres

Wemyss Bay - Rothesay



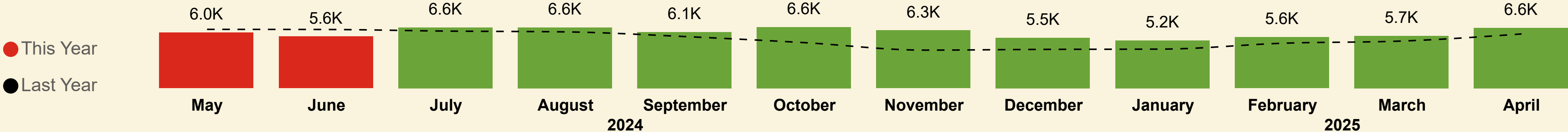
This Month YoY

7.4K
LY: 7.1K (+5.1%)

YoY

83.9K
LY: 75.2K (+11.7%)

Colintraive - Rhubodach



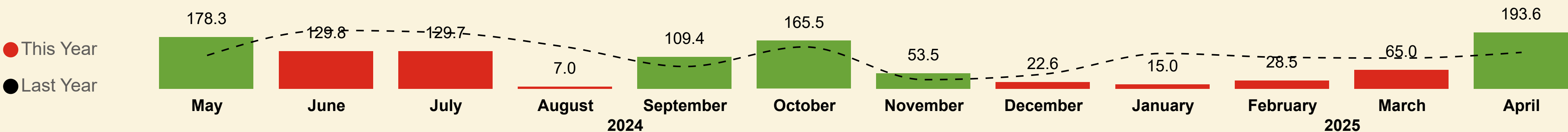
This Month YoY

6.6K
LY: 5.9K (+11.1%)

YoY

72.4K
LY: 64.2K (+12.7%)

Tarbert LF - Portavadie



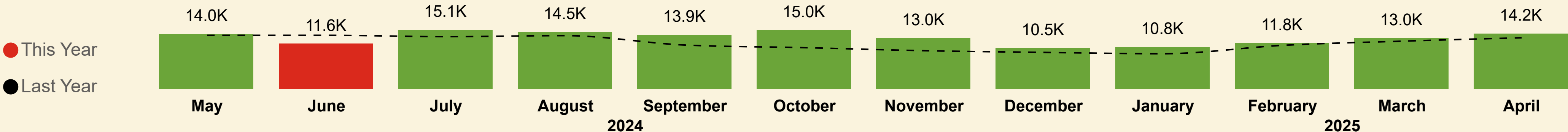
This Month YoY

193.6
LY: 125.1 (+54.8%)

YoY

1.1K
LY: 1.4K (-22.3%)

Cowal Total



This Month YoY

14.2K
LY: 13.1K (+8.3%)

YoY

157.4K
LY: 140.8K (+11.8%)



Cowal Total

Contractual Carrying Groups



This Month YoY

104,121

LY: 93,558 (+11.3%)

YoY

1,140,840

LY: 1,111,235 (+2.7%)



This Month YoY


28,569

LY: 26,130 (+9.3%)

YoY

311,913

LY: 310,119 (+0.6%)



This Month YoY

724.44

LY: 482.20 (+50.2%)

YoY

11.09K

LY: 9.24K (+20%)



This Month YoY

14.16K

LY: 13.08K (+8.3%)

YoY

157.42K

LY: 140.78K (+11.8%)

Passengers

Year	Month	Last Year	This Year	Variance %
2024	May	106,516	122,275	14.8 %
2024	June	108,121	114,013	5.4 %
2024	July	126,143	141,279	12.0 %
2024	August	148,061	132,051	-10.8 %
2024	September	105,872	115,109	8.7 %
2024	October	77,654	91,593	18.0 %
2024	November	70,492	69,962	-0.8 %
2024	December	62,432	59,686	-4.4 %
2025	January	57,600	54,287	-5.8 %
2025	February	69,697	59,675	-14.4 %
2025	March	85,089	76,789	-9.8 %
2025	April	93,558	104,121	11.3 %
Total		1,111,235	1,140,840	2.7 %

Cars

Year	Month	Last Year	This Year	Variance %
2024	May	29,578	32,090	8.5 %
2024	June	29,149	29,886	2.5 %
2024	July	33,273	35,532	6.8 %
2024	August	36,302	32,624	-10.1 %
2024	September	28,637	30,569	6.7 %
2024	October	24,103	25,683	6.6 %
2024	November	20,865	20,504	-1.7 %
2024	December	18,596	17,974	-3.3 %
2025	January	17,804	17,092	-4.0 %
2025	February	21,111	18,336	-13.1 %
2025	March	24,570	23,054	-6.2 %
2025	April	26,130	28,569	9.3 %
Total		310,119	311,913	0.6 %

Coach Metres

Year	Month	Last Year	This Year	Variance %
2024	May	1,388.6	1,498.9	7.9 %
2024	June	1,606.1	1,589.3	-1.0 %
2024	July	1,208.1	1,651.6	36.7 %
2024	August	1,511.5	1,736.2	14.9 %
2024	September	1,725.7	1,982.7	14.9 %
2024	October	577.6	953.3	65.0 %
2024	November	119.5	243.6	103.8 %
2024	December	120.0	130.4	8.7 %
2025	January	132.5	152.9	15.4 %
2025	February	84.0	68.0	-19.0 %
2025	March	287.7	360.0	25.1 %
2025	April	482.2	724.4	50.2 %
Total		9,243.4	11,091.2	20.0 %

Commercial Vehicle Metres

Year	Month	Last Year	This Year	Variance %
2024	May	13,705.0	14,018.3	2.3 %
2024	June	13,713.0	11,583.3	-15.5 %
2024	July	13,365.6	15,144.8	13.3 %
2024	August	13,621.9	14,513.1	6.5 %
2024	September	11,222.8	13,863.3	23.5 %
2024	October	10,558.4	15,036.1	42.4 %
2024	November	9,787.7	13,041.8	33.2 %
2024	December	9,354.1	10,485.3	12.1 %
2025	January	9,011.7	10,760.6	19.4 %
2025	February	11,148.3	11,778.9	5.7 %
2025	March	12,211.2	13,033.3	6.7 %
2025	April	13,078.8	14,162.6	8.3 %
Total		140,778.6	157,421.4	11.8 %



Wemyss Bay - Rothesay

Contractual Carrying Groups



This Month YoY

64,368

LY: 56,545 (+13.8%)

YoY

686,111

LY: 663,904 (+3.3%)



This Month YoY

18,198

LY: 17,465 (+4.2%)

YoY

204,523

LY: 205,037 (-0.3%)



This Month YoY

516.14

LY: 160.00 (+222.6%)

YoY

5.49K

LY: 3.91K (+40.5%)



This Month YoY

7.41K

LY: 7.05K (+5.1%)

YoY

83.94K

LY: 75.17K (+11.7%)

Passengers

Year	Month	Last Year	This Year	Variance %
2024	May	60,827	71,150	17.0 %
2024	June	59,839	66,591	11.3 %
2024	July	74,938	83,404	11.3 %
2024	August	83,394	81,635	-2.1 %
2024	September	61,154	67,196	9.9 %
2024	October	53,074	54,169	2.1 %
2024	November	44,443	42,538	-4.3 %
2024	December	39,862	34,507	-13.4 %
2025	January	35,374	34,810	-1.6 %
2025	February	42,587	37,278	-12.5 %
2025	March	51,867	48,465	-6.6 %
2025	April	56,545	64,368	13.8 %
Total		663,904	686,111	3.3 %

Cars

Year	Month	Last Year	This Year	Variance %
2024	May	18,325	20,540	12.1 %
2024	June	18,044	18,755	3.9 %
2024	July	21,141	22,688	7.3 %
2024	August	22,370	22,008	-1.6 %
2024	September	18,028	19,442	7.8 %
2024	October	17,213	16,689	-3.0 %
2024	November	15,048	13,866	-7.9 %
2024	December	13,579	11,948	-12.0 %
2025	January	12,544	12,044	-4.0 %
2025	February	14,614	12,584	-13.9 %
2025	March	16,665	15,761	-5.4 %
2025	April	17,465	18,198	4.2 %
Total		205,037	204,523	-0.3 %

Coach Metres

Year	Month	Last Year	This Year	Variance %
2024	May	747.0	766.8	2.6 %
2024	June	750.0	653.1	-12.9 %
2024	July	627.0	840.1	34.0 %
2024	August	681.9	974.9	43.0 %
2024	September	487.6	936.1	92.0 %
2024	October	312.1	482.6	54.6 %
2024	November	13.5	87.3	546.3 %
2024	December	10.0	0.0	-100.0 %
2025	January	19.5	0.0	-100.0 %
2025	February	0.0	26.0	0.0 %
2025	March	98.1	207.0	111.0 %
2025	April	160.0	516.1	222.6 %
Total		3,906.8	5,489.9	40.5 %

Commercial Vehicle Metres

Year	Month	Last Year	This Year	Variance %
2024	May	7,194.0	7,791.2	8.3 %
2024	June	7,130.2	5,833.9	-18.2 %
2024	July	6,963.7	8,418.8	20.9 %
2024	August	7,355.8	7,900.0	7.4 %
2024	September	5,534.1	7,647.3	38.2 %
2024	October	5,462.7	8,227.6	50.6 %
2024	November	5,615.6	6,698.2	19.3 %
2024	December	5,085.2	4,983.8	-2.0 %
2025	January	4,638.6	5,548.0	19.6 %
2025	February	6,152.9	6,196.9	0.7 %
2025	March	6,978.5	7,281.5	4.3 %
2025	April	7,054.0	7,414.4	5.1 %
Total		75,165.3	83,941.8	11.7 %



Colintraive - Rhubodach

Contractual Carrying Groups



This Month YoY

16,153

LY: 14,209 (+13.7%)

YoY

183,440

LY: 168,963 (+8.6%)



This Month YoY

7,426

LY: 6,814 (+9%)

YoY

84,735

LY: 78,071 (+8.5%)



This Month YoY

208.30

LY: 296.00 (-29.6%)

YoY

5.56K

LY: 5.12K (+8.7%)



This Month YoY

6.55K

LY: 5.90K (+11.1%)

YoY

72.38K

LY: 64.20K (+12.7%)

Passengers

Year	Month	Last Year	This Year	Variance %
2024	May	17,830	18,755	5.2 %
2024	June	17,908	18,449	3.0 %
2024	July	20,257	23,047	13.8 %
2024	August	24,899	24,182	-2.9 %
2024	September	17,767	19,502	9.8 %
2024	October	10,943	14,294	30.6 %
2024	November	8,731	10,108	15.8 %
2024	December	7,591	10,395	36.9 %
2025	January	7,727	7,795	0.9 %
2025	February	9,349	9,250	-1.1 %
2025	March	11,752	11,510	-2.1 %
2025	April	14,209	16,153	13.7 %
Total		168,963	183,440	8.6 %

Cars

Year	Month	Last Year	This Year	Variance %
2024	May	7,677	8,116	5.7 %
2024	June	7,470	7,869	5.3 %
2024	July	8,188	9,237	12.8 %
2024	August	9,808	9,626	-1.9 %
2024	September	7,291	8,223	12.8 %
2024	October	5,637	6,923	22.8 %
2024	November	5,054	5,711	13.0 %
2024	December	4,232	5,647	33.4 %
2025	January	4,460	4,509	1.1 %
2025	February	5,339	5,132	-3.9 %
2025	March	6,101	6,316	3.5 %
2025	April	6,814	7,426	9.0 %
Total		78,071	84,735	8.5 %

Coach Metres

Year	Month	Last Year	This Year	Variance %
2024	May	603.1	724.2	20.1 %
2024	June	806.1	930.2	15.4 %
2024	July	581.0	799.5	37.6 %
2024	August	787.1	761.3	-3.3 %
2024	September	1,176.1	1,046.6	-11.0 %
2024	October	265.5	457.3	72.2 %
2024	November	106.0	156.4	47.5 %
2024	December	110.0	130.4	18.5 %
2025	January	113.0	152.9	35.3 %
2025	February	84.0	42.0	-50.0 %
2025	March	189.6	153.0	-19.3 %
2025	April	296.0	208.3	-29.6 %
Total		5,117.5	5,561.9	8.7 %

Commercial Vehicle Metres

Year	Month	Last Year	This Year	Variance %
2024	May	6,396.5	6,048.8	-5.4 %
2024	June	6,381.9	5,619.5	-11.9 %
2024	July	6,208.9	6,596.2	6.2 %
2024	August	6,122.1	6,606.1	7.9 %
2024	September	5,612.4	6,106.6	8.8 %
2024	October	4,951.7	6,642.9	34.2 %
2024	November	4,141.1	6,290.1	51.9 %
2024	December	4,218.9	5,479.0	29.9 %
2025	January	4,251.6	5,197.6	22.3 %
2025	February	4,887.4	5,553.5	13.6 %
2025	March	5,127.2	5,686.8	10.9 %
2025	April	5,899.7	6,554.6	11.1 %
Total		64,199.4	72,381.7	12.7 %

Gourock - Dunoon

Contractual Carrying Groups



This Month YoY

15,041

LY: 17,419 (-13.7%)

YoY

205,633


LY: 198,998 (+3.3%)

Passengers				
Year	Month	Last Year	This Year	Variance %
2024	May	17,841	21,938	23.0 %
2024	June	19,418	19,507	0.5 %
2024	July	17,515	22,720	29.7 %
2024	August	26,217	22,918	-12.6 %
2024	September	17,410	20,112	15.5 %
2024	October	10,470	17,408	66.3 %
2024	November	15,415	15,028	-2.5 %
2024	December	13,237	13,946	5.4 %
2025	January	12,571	10,583	-15.8 %
2025	February	14,834	11,782	-20.6 %
2025	March	16,651	14,650	-12.0 %
2025	April	17,419	15,041	-13.7 %
Total		198,998	205,633	3.3 %



Tarbert LF - Portavadie

Contractual Carrying Groups



This Month YoY

8,559

LY: 5,385 (+58.9%)

YoY

65,656

LY: 79,370 (-17.3%)

This Month YoY

2,945

LY: 1,851 (+59.1%)

YoY

22,655

LY: 27,003 (-16.1%)

This Month YoY

0.00

LY: 26.20 (-100%)

YoY

39.40

LY: 219.21 (-82%)

This Month YoY

193.60

LY: 125.10 (+54.8%)

YoY

1.10K

LY: 1.41K (-22.3%)

Passengers				
Year	Month	Last Year	This Year	Variance %
2024	May	10,017	10,432	4.1 %
2024	June	10,956	9,466	-13.6 %
2024	July	13,434	12,108	-9.9 %
2024	August	13,551	3,316	-75.5 %
2024	September	9,541	8,299	-13.0 %
2024	October	3,167	5,722	80.7 %
2024	November	1,903	2,288	20.2 %
2024	December	1,742	838	-51.9 %
2025	January	1,928	1,099	-43.0 %
2025	February	2,927	1,365	-53.4 %
2025	March	4,819	2,164	-55.1 %
2025	April	5,385	8,559	58.9 %
Total		79,370	65,656	-17.3 %

Cars				
Year	Month	Last Year	This Year	Variance %
2024	May	3,576	3,434	-4.0 %
2024	June	3,635	3,262	-10.3 %
2024	July	3,945	3,607	-8.6 %
2024	August	4,124	990	-76.0 %
2024	September	3,318	2,904	-12.5 %
2024	October	1,253	2,071	65.3 %
2024	November	763	927	21.5 %
2024	December	785	379	-51.7 %
2025	January	798	539	-32.5 %
2025	February	1,158	620	-46.5 %
2025	March	1,797	977	-45.6 %
2025	April	1,851	2,945	59.1 %
Total		27,003	22,655	-16.1 %

Coach Metres				
Year	Month	Last Year	This Year	Variance %
2024	May	38.5	8.0	-79.2 %
2024	June	50.0	6.0	-88.0 %
2024	July	0.0	12.0	0.0 %
2024	August	42.5	0.0	-100.0 %
2024	September	62.0	0.0	-100.0 %
2024	October	0.0	13.4	0.0 %
2024	November	0.0	0.0	0.0 %
2024	December	0.0	0.0	0.0 %
2025	January	0.0	0.0	0.0 %
2025	February	0.0	0.0	0.0 %
2025	March	0.0	0.0	0.0 %
2025	April	26.2	0.0	-100.0 %
Total		219.2	39.4	-82.0 %

Commercial Vehicle Metres				
Year	Month	Last Year	This Year	Variance %
2024	May	114.5	178.3	55.7 %
2024	June	201.0	129.8	-35.4 %
2024	July	193.0	129.7	-32.8 %
2024	August	144.0	7.0	-95.1 %
2024	September	76.3	109.4	43.4 %
2024	October	144.0	165.5	14.9 %
2024	November	31.0	53.5	72.6 %
2024	December	50.0	22.6	-54.8 %
2025	January	121.5	15.0	-87.7 %
2025	February	108.0	28.5	-73.6 %
2025	March	105.5	65.0	-38.4 %
2025	April	125.1	193.6	54.8 %
Total		1,413.9	1,097.9	-22.3 %



Cars



Wemyss Bay - Rothesay

Year	Month	Last Year	This Year	Var %
2024	May	15,570	17,183	10.4 %
2024	June	15,210	15,779	3.7 %
2024	July	16,704	19,301	15.5 %
2024	August	18,314	18,416	0.6 %
2024	September	15,339	16,401	6.9 %
2024	October	13,965	14,140	1.3 %
2024	November	12,042	11,688	-2.9 %
2024	December	11,294	9,870	-12.6 %
2025	January	10,035	9,882	-1.5 %
2025	February	11,667	10,186	-12.7 %
2025	March	14,179	12,894	-9.1 %
2025	April	14,595	15,456	5.9 %
Total		168,914	171,196	1.4 %

Colintraive - Rhubodach


Year	Month	Last Year	This Year	Var %
2024	May	6,235	6,661	6.8 %
2024	June	5,828	6,493	11.4 %
2024	July	7,282	7,742	6.3 %
2024	August	7,747	8,225	6.2 %
2024	September	5,686	6,855	20.6 %
2024	October	4,248	5,763	35.7 %
2024	November	3,876	4,770	23.1 %
2024	December	3,422	4,834	41.3 %
2025	January	3,615	3,842	6.3 %
2025	February	4,270	4,359	2.1 %
2025	March	4,983	5,399	8.3 %
2025	April	5,478	6,383	16.5 %
Total		62,670	71,326	13.8 %

Tarbert LF - Portavadie

Year	Month	Last Year	This Year	Var %
2024	May	1,916	2,746	43.3 %
2024	June	2,136	2,776	30.0 %
2024	July	2,610	2,978	14.1 %
2024	August	2,984	833	-72.1 %
2024	September	2,328	2,390	2.7 %
2024	October	922	1,735	88.2 %
2024	November	469	720	53.5 %
2024	December	481	302	-37.2 %
2025	January	495	433	-12.5 %
2025	February	746	522	-30.0 %
2025	March	1,379	801	-41.9 %
2025	April	1,447	2,339	61.6 %
Total		17,913	18,575	3.7 %



LGVs



Wemyss Bay - Rothesay

Year	Month	Last Year	This Year	Var %
2024	May	1,530	1,834	19.9 %
2024	June	1,487	1,611	8.3 %
2024	July	1,424	1,851	30.0 %
2024	August	1,737	1,785	2.8 %
2024	September	1,538	1,766	14.8 %
2024	October	1,547	1,531	-1.0 %
2024	November	1,741	1,654	-5.0 %
2024	December	1,173	1,071	-8.7 %
2025	January	1,737	1,410	-18.8 %
2025	February	2,009	1,482	-26.2 %
2025	March	1,719	1,687	-1.9 %
2025	April	1,816	1,750	-3.6 %
Total		19,458	19,432	-0.1 %

Colintraive - Rhubodach


Year	Month	Last Year	This Year	Var %
2024	May	355	625	76.1 %
2024	June	378	653	72.8 %
2024	July	382	676	77.0 %
2024	August	397	730	83.9 %
2024	September	393	702	78.6 %
2024	October	370	707	91.1 %
2024	November	342	650	90.1 %
2024	December	361	490	35.7 %
2025	January	380	449	18.2 %
2025	February	587	569	-3.1 %
2025	March	566	673	18.9 %
2025	April	506	640	26.5 %
Total		5,017	7,564	50.8 %

Tarbert LF - Portavadie

Year	Month	Last Year	This Year	Var %
2024	May	131	227	73.3 %
2024	June	69	190	175.4 %
2024	July	104	203	95.2 %
2024	August	182	32	-82.4 %
2024	September	155	207	33.5 %
2024	October	66	154	133.3 %
2024	November	84	94	11.9 %
2024	December	70	54	-22.9 %
2025	January	126	80	-36.5 %
2025	February	138	70	-49.3 %
2025	March	178	99	-44.4 %
2025	April	119	156	31.1 %
Total		1,422	1,566	10.1 %



Motorhomes



Wemyss Bay - Rothesay				
Year	Month	Last Year	This Year	Var %
2024	May	311	404	29.9 %
2024	June	323	378	17.0 %
2024	July	361	435	20.5 %
2024	August	356	375	5.3 %
2024	September	289	394	36.3 %
2024	October	176	151	-14.2 %
2024	November	81	134	65.4 %
2024	December	38	70	84.2 %
2025	January	55	42	-23.6 %
2025	February	96	62	-35.4 %
2025	March	173	138	-20.2 %
2025	April	238	285	19.7 %
Total		2,497	2,868	14.9 %

Colintraive - Rhubodach				
Year	Month	Last Year	This Year	Var %
2024	May	207	265	28.0 %
2024	June	160	228	42.5 %
2024	July	196	252	28.6 %
2024	August	208	200	-3.8 %
2024	September	176	258	46.6 %
2024	October	62	107	72.6 %
2024	November	28	48	71.4 %
2024	December	14	30	114.3 %
2025	January	22	27	22.7 %
2025	February	32	44	37.5 %
2025	March	77	69	-10.4 %
2025	April	140	177	26.4 %
Total		1,322	1,705	29.0 %

Tarbert LF - Portavadie				
Year	Month	Last Year	This Year	Var %
2024	May	123	213	73.2 %
2024	June	94	139	47.9 %
2024	July	102	144	41.2 %
2024	August	128	38	-70.3 %
2024	September	128	197	53.9 %
2024	October	29	87	200.0 %
2024	November	7	20	185.7 %
2024	December	10	1	-90.0 %
2025	January	8	9	12.5 %
2025	February	11	13	18.2 %
2025	March	47	31	-34.0 %
2025	April	74	160	116.2 %
Total		761	1,052	38.2 %



Reliability & Punctuality



Reliability

Route	Colintraive - Rhubodach		Gourock - Dunoon		Tarbert LF - Portavadie		Wemyss Bay - Rothesay	
Month	Contractual	Actual	Contractual	Actual	Contractual	Actual	Contractual	Actual
May-24	97.5%	97.5%	97.6%	90.7%	98.5%	96.4%	100.0%	100.0%
Jun-24	100.0%	99.7%	97.0%	95.5%	100.0%	100.0%	100.0%	100.0%
Jul-24	100.0%	100.0%	90.2%	90.1%	95.7%	94.5%	100.0%	100.0%
Aug-24	100.0%	99.8%	98.7%	94.0%	47.4%	47.4%	99.5%	93.5%
Sep-24	100.0%	100.0%	98.5%	94.5%	94.5%	93.2%	98.2%	97.2%
Oct-24	100.0%	96.4%	88.1%	81.8%	96.8%	90.1%	100.0%	92.4%
Nov-24	99.8%	97.6%	99.1%	88.2%	100.0%	65.0%	100.0%	94.9%
Dec-24	100.0%	93.1%	98.6%	82.9%	100.0%	33.8%	91.8%	74.8%
Jan-25	99.9%	92.9%	99.8%	71.9%	100.0%	41.5%	99.8%	93.7%
Feb-25	100.0%	96.3%	99.5%	82.8%	100.0%	41.9%	100.0%	89.8%
Mar-25	100.0%	99.4%	93.2%	85.1%	100.0%	49.8%	99.8%	96.0%
Apr-25	100.0%	99.5%	59.6%	55.4%	100.0%	98.2%	99.8%	98.7%
Total	99.8%	97.7%	93.2%	84.4%	93.3%	75.3%	99.1%	94.3%



Punctuality

Route	Colintraive - Rhubodach		Gourock - Dunoon		Tarbert LF - Portavadie		Wemyss Bay - Rothesay	
Month	Contractual	Actual	Contractual	Actual	Contractual	Actual	Contractual	Actual
May-24	100.0%	100.0%	100.0%	100.0%	93.5%	87.7%	100.0%	97.8%
Jun-24	100.0%	100.0%	100.0%	100.0%	100.0%	100.0%	99.7%	98.4%
Jul-24	100.0%	100.0%	100.0%	99.6%	99.8%	99.2%	99.7%	96.2%
Aug-24	100.0%	99.9%	100.0%	99.8%	96.3%	96.3%	99.9%	89.9%
Sep-24	100.0%	100.0%	100.0%	99.8%	99.5%	99.3%	99.7%	97.6%
Oct-24	100.0%	100.0%	99.8%	99.0%	100.0%	97.3%	100.0%	97.1%
Nov-24	100.0%	100.0%	100.0%	100.0%	100.0%	99.3%	100.0%	96.3%
Dec-24	100.0%	100.0%	100.0%	99.8%	99.3%	99.3%	99.5%	94.2%
Jan-25	100.0%	100.0%	99.9%	99.9%	100.0%	100.0%	100.0%	99.2%
Feb-25	100.0%	100.0%	100.0%	99.8%	100.0%	99.4%	100.0%	98.5%
Mar-25	100.0%	100.0%	100.0%	99.9%	100.0%	100.0%	99.9%	98.2%
Apr-25	100.0%	100.0%	100.0%	100.0%	100.0%	100.0%	100.0%	98.6%
Total	100.0%	100.0%	100.0%	99.8%	98.8%	97.6%	99.9%	96.9%



Reliability & Punctuality Summary

Summary of Scheduled, Operated, Cancelled & Diverted Sailings by Route and Leg

Month	Route	Leg	Operated Sailings	Scheduled Sailings	Additional Sailings	Cancelled Sailings	Diverted Sailings
Apr-25	Colintraive - Rhubodach	Colintraive-Rhubodach	931	936	0	5	0
Apr-25	Colintraive - Rhubodach	Rhubodach-Colintraive	931	936	0	5	0
Apr-25	Gourock - Dunoon	Dunoon-Gourock (Dunoon)	428	773	0	345	0
Apr-25	Gourock - Dunoon	Gourock (Dunoon)-Dunoon	429	773	0	344	0
Apr-25	Tarbert LF - Portavadie	Portavadie-Tarbert (Loch Fyne)	320	326	0	6	0
Apr-25	Tarbert LF - Portavadie	Tarbert (Loch Fyne)-Portavadie	320	326	0	6	0
Apr-25	Wemyss Bay - Rothesay	Gourock (Divert)-Rothesay	2		2	0	0
Apr-25	Wemyss Bay - Rothesay	Rothesay-Gourock (Divert)	2	2	0	0	2
Apr-25	Wemyss Bay - Rothesay	Rothesay-Wemyss Bay	406	410	0	4	0
Apr-25	Wemyss Bay - Rothesay	Wemyss Bay-Rothesay	405	412	0	7	0
Total			4,174	4,894	2	722	2

Summary of Cancellations, Lateness & Relief Events by Route and Leg

Month	Route	Leg	Cancelled Sailings	Cancelled (Relief)	Cancelled (No Relief)	On Time	Level 1 Late	Level 1 (Relief)	Level 1 (No Relief)	Level 2 Late	Level 2 (Relief)	Level 2 (No Relief)
Apr-25	Colintraive - Rhubodach	Colintraive-Rhubodach	5	5	0	931	0	0	0	0	0	0
Apr-25	Colintraive - Rhubodach	Rhubodach-Colintraive	5	5	0	931	0	0	0	0	0	0
Apr-25	Gourock - Dunoon	Dunoon-Gourock (Dunoon)	345	33	312	428	0	0	0	0	0	0
Apr-25	Gourock - Dunoon	Gourock (Dunoon)-Dunoon	344	32	312	429	0	0	0	0	0	0
Apr-25	Tarbert LF - Portavadie	Portavadie-Tarbert (Loch Fyne)	6	6	0	320	0	0	0	0	0	0
Apr-25	Tarbert LF - Portavadie	Tarbert (Loch Fyne)-Portavadie	6	6	0	320	0	0	0	0	0	0
Apr-25	Wemyss Bay - Rothesay	Gourock (Divert)-Rothesay	0	0	0	0	0	0	0	0	0	0
Apr-25	Wemyss Bay - Rothesay	Rothesay-Gourock (Divert)	0	0	0	0	0	0	0	2	2	0
Apr-25	Wemyss Bay - Rothesay	Rothesay-Wemyss Bay	4	3	1	402	4	4	0	0	0	0
Apr-25	Wemyss Bay - Rothesay	Wemyss Bay-Rothesay	7	6	1	400	5	5	0	0	0	0
Total			722	96	626	4,161	9	9	0	2	2	0