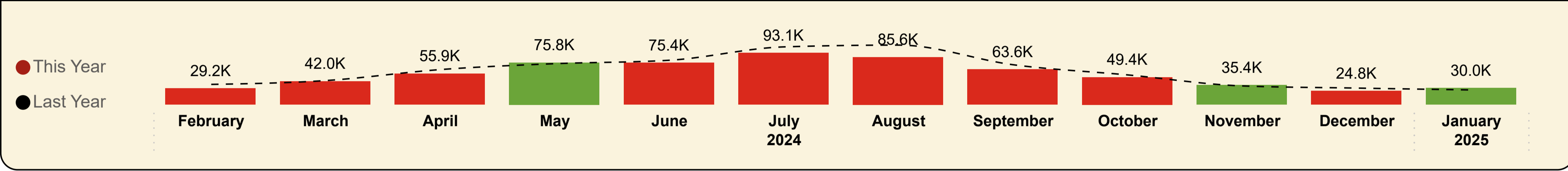




Shipped Passengers

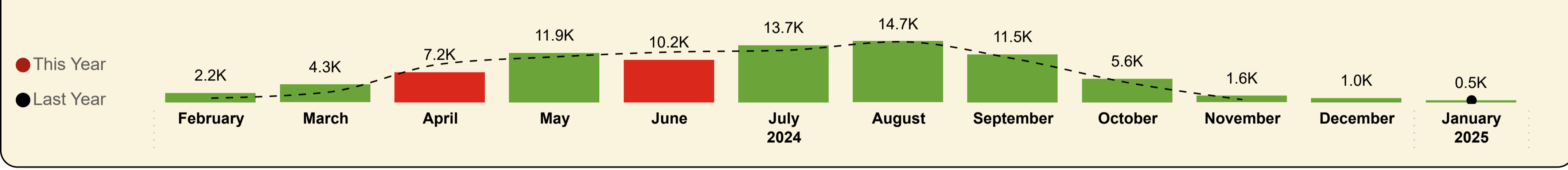
Ardrossan - Brodick



This Month YoY
30,026
LY: 26,514 (+13.25%)

YoY
660,379
LY: 723,623 (-8.74%)

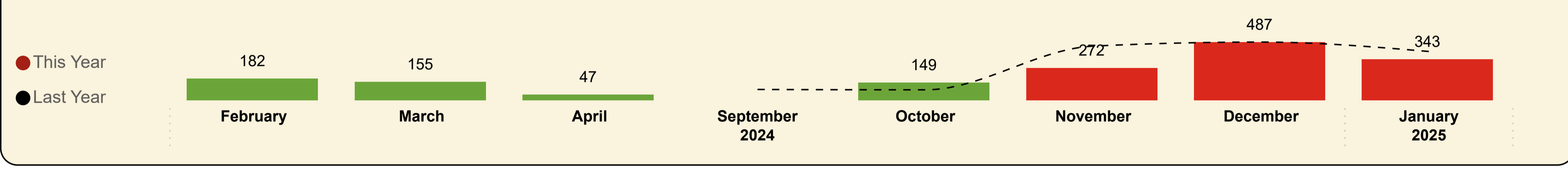
Claonaig - Lochranza



This Month YoY
493
LY: 451 (+9.31%)

YoY
84,424
LY: 78,862 (+7.05%)

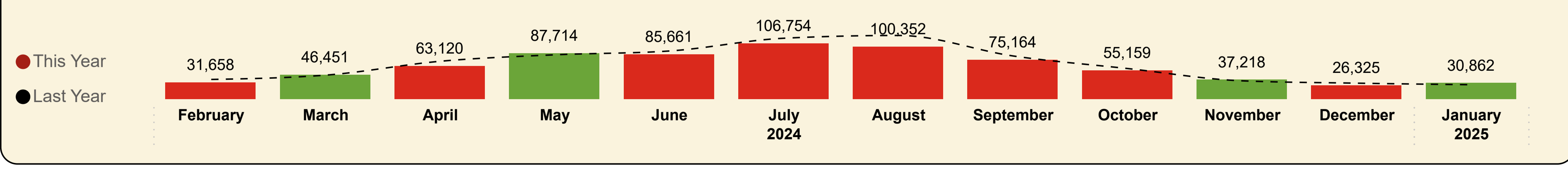
Tarbert LF - Lochranza



This Month YoY
343
LY: 409 (-16.14%)

YoY
1,635
LY: 1,528 (+7%)

Arran Total



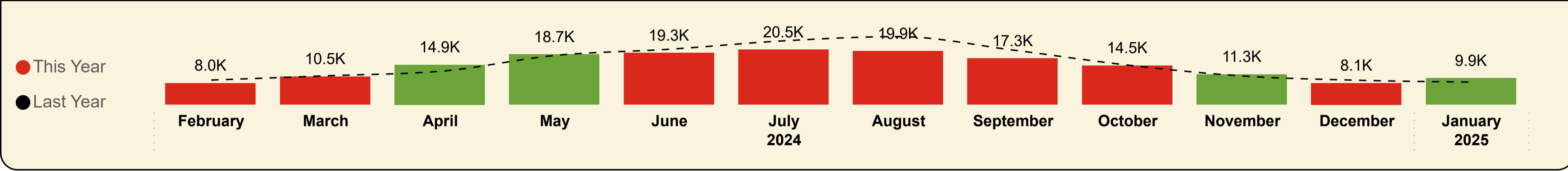
This Month YoY
30,862
LY: 27,374 (+12.74%)

YoY
746,438
LY: 804,013 (-7.16%)



Shipped Cars

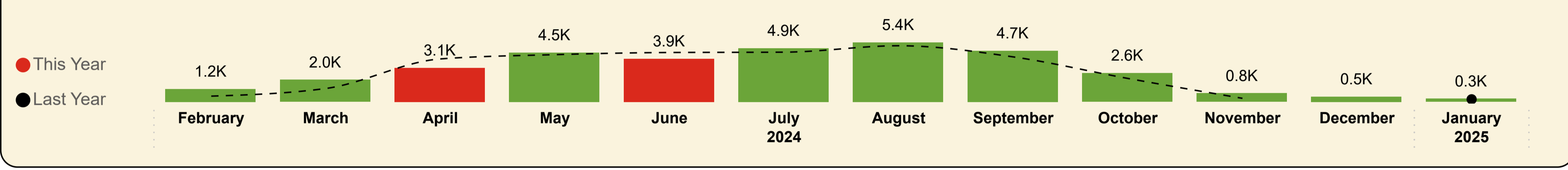
Ardrossan - Brodick



This Month YoY
9,895
LY: 8,414 (+17.6%)

YoY
172,850
LY: 183,755 (-5.93%)

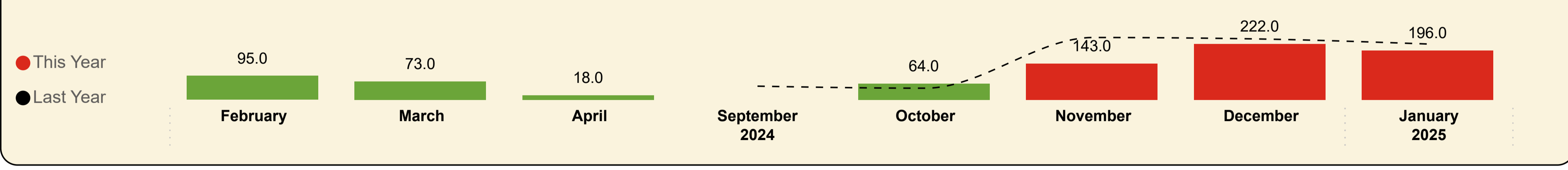
Claonaig - Lochranza



This Month YoY
293
LY: 230 (+27.39%)

YoY
33,800
LY: 30,856 (+9.54%)

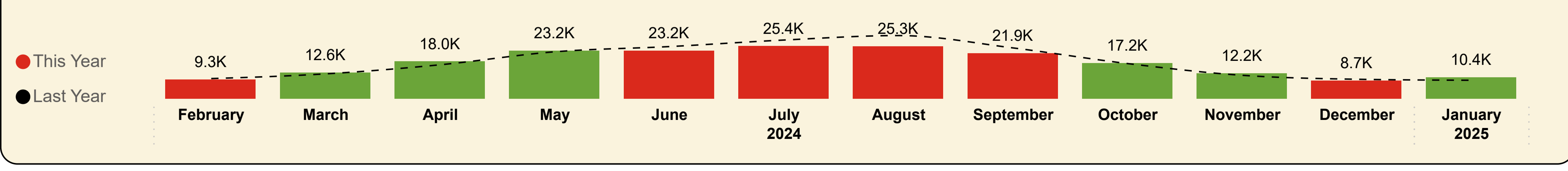
Tarbert LF - Lochranza



This Month YoY
196
LY: 221 (-11.31%)

YoY
811
LY: 809 (+0.25%)

Arran Total



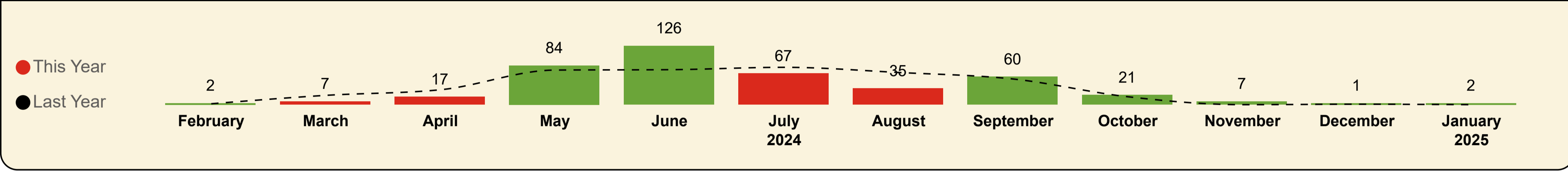
This Month YoY
10,384
LY: 8,865 (+17.13%)

YoY
207,461
LY: 215,421 (-3.69%)



Shipped Coaches

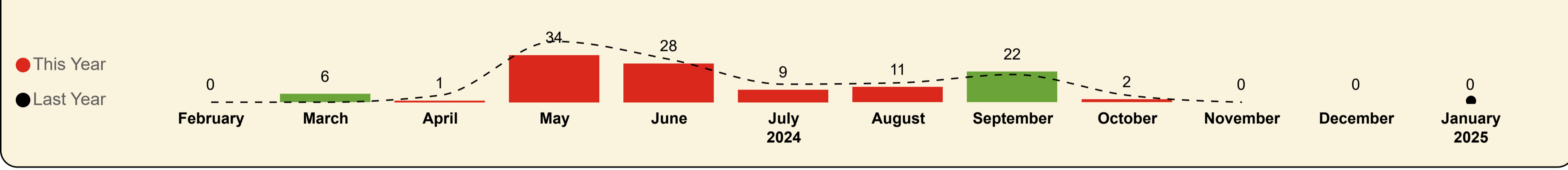
Ardrossan - Brodick



This Month YoY
2
LY: 0

YoY
429
LY: 425 (+0.88%)

Claonaig - Lochranza



This Month YoY
0
LY: 1 (-100%)

YoY
113
LY: 133 (-14.99%)

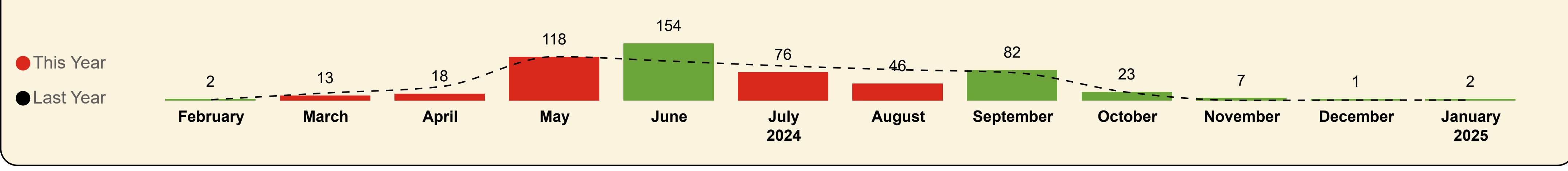
Tarbert LF - Lochranza



This Month YoY
0
LY: 0

YoY
0
LY: 0

Arran Total



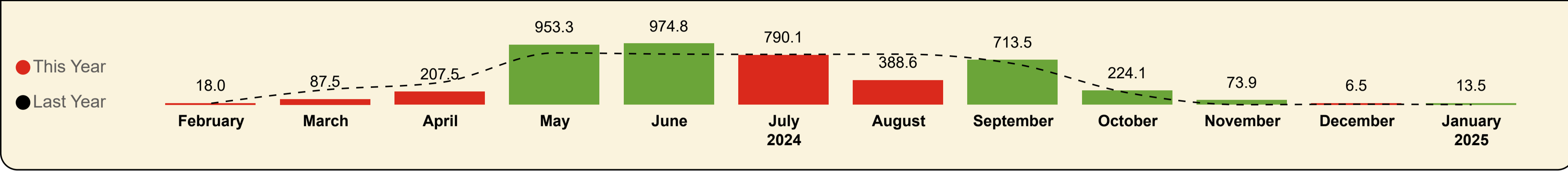
This Month YoY
2
LY: 1 (+100%)

YoY
542
LY: 558 (-2.9%)



Shipped Coach Metres

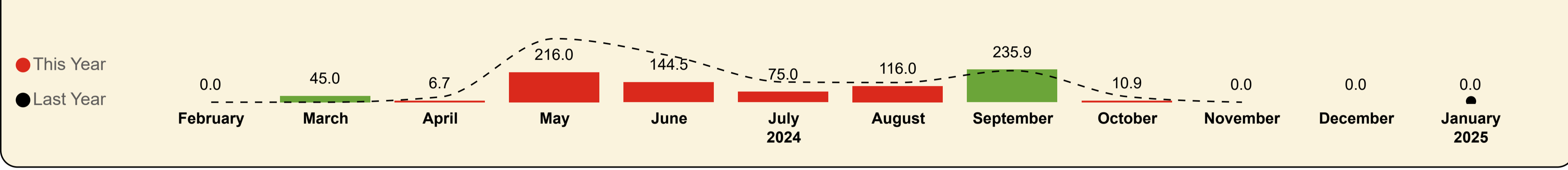
Ardrossan - Brodick



This Month YoY
13.5
LY: 0.0

YoY
4.5K
LY: 4.7K (-5.17%)

Claonaig - Lochranza



This Month YoY
0.0
LY: 7.0 (-100%)

YoY
850.0
LY: 1.4K (-39.16%)

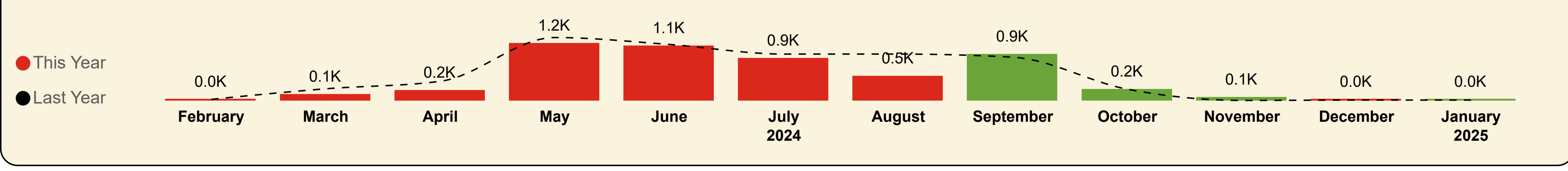
Tarbert LF - Lochranza



This Month YoY
0.0
LY: 0.0

YoY
0.0
LY: 0.0

Arran Total



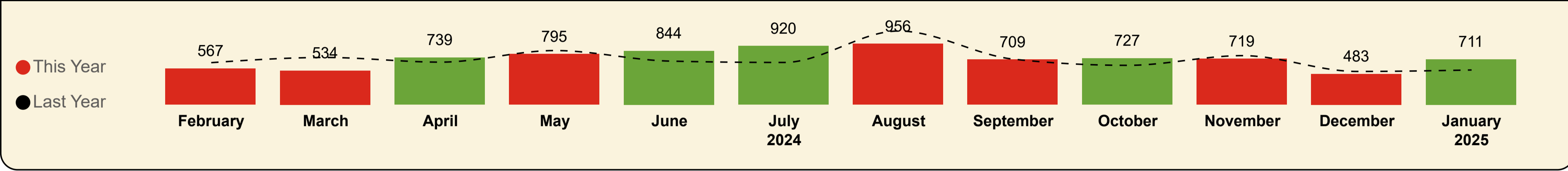
This Month YoY
13.5
LY: 7.0 (+92.86%)

YoY
5.3K
LY: 6.1K (-12.97%)



Shipped Commercial Vehicles

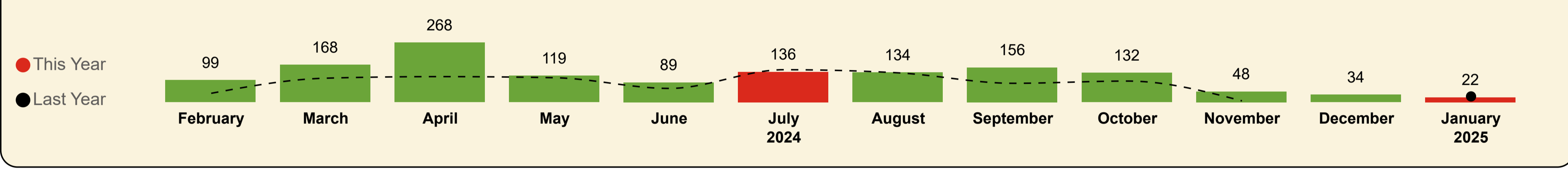
Ardrossan - Brodick



This Month YoY
711
LY: 544 (+30.7%)

YoY
8,704
LY: 8,580 (+1.44%)


Claonaig - Lochranza



This Month YoY
22
LY: 26 (-15.38%)

YoY
1,405
LY: 925 (+51.89%)

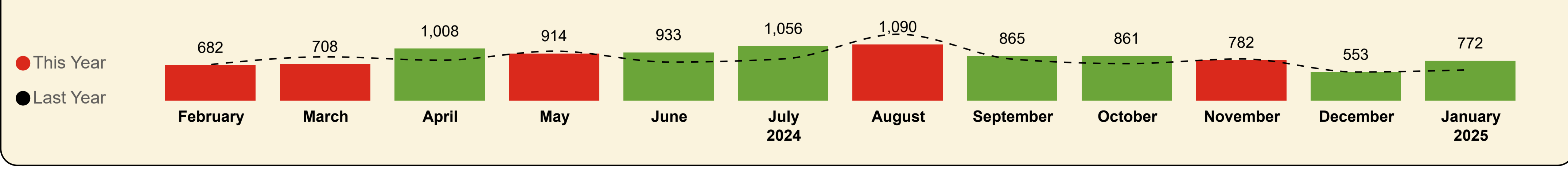
Tarbert LF - Lochranza



This Month YoY
39
LY: 26 (+50%)

YoY
115
LY: 97 (+18.56%)

Arran Total



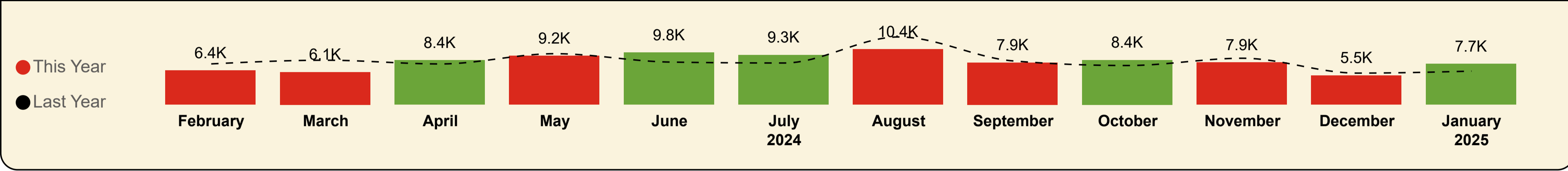
This Month YoY
772
LY: 596 (+29.53%)

YoY
10,224
LY: 9,602 (+6.48%)



Shipped Commercial Vehicle Metres


Ardrossan - Brodick



This Month YoY
7.7K
LY: 6.3K (+21.67%)

YoY
97.0K
LY: 98.4K (-1.36%)


Claonaig - Lochranza



This Month YoY
206.0
LY: 288.0 (-28.47%)

YoY
15.1K
LY: 10.1K (+50.54%)

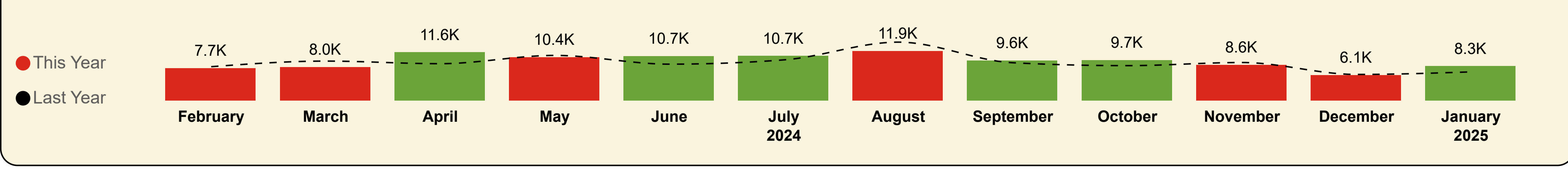
Tarbert LF - Lochranza



This Month YoY
376.0
LY: 275.0 (+36.73%)

YoY
1.1K
LY: 999.0 (+11.69%)

Arran Total



This Month YoY
8.3K
LY: 6.9K (+20.17%)

YoY
113.3K
LY: 109.4K (+3.53%)



Arran Total

Contractual Carrying Groups



This Month YoY

30,862

LY: 27,374 (+12.74%)

YoY

746,438

LY: 804,013 (-7.16%)



This Month YoY


10,384

LY: 8,865 (+17.13%)

YoY

207,461

LY: 215,421 (-3.69%)



This Month YoY

13.50

LY: 7.00 (+92.86%)

YoY

5.30K

LY: 6.09K (-12.97%)



This Month YoY

8.25K

LY: 6.87K (+20.17%)

YoY

113.29K

LY: 109.43K (+3.53%)

Passengers

Year	Month	Last Year	This Year	Variance %
2024	February	37,510	31,658	-15.6 %
2024	March	45,776	46,451	1.5 %
2024	April	72,365	63,120	-12.8 %
2024	May	84,720	87,714	3.5 %
2024	June	92,041	85,661	-6.9 %
2024	July	116,491	106,754	-8.4 %
2024	August	121,777	100,352	-17.6 %
2024	September	82,442	75,164	-8.8 %
2024	October	58,341	55,159	-5.5 %
2024	November	34,822	37,218	6.9 %
2024	December	30,354	26,325	-13.3 %
2025	January	27,374	30,862	12.7 %
Total		804,013	746,438	-7.2 %

Cars

Year	Month	Last Year	This Year	Variance %
2024	February	9,686	9,283	-4.2 %
2024	March	11,962	12,554	4.9 %
2024	April	16,361	17,987	9.9 %
2024	May	22,632	23,229	2.6 %
2024	June	25,147	23,185	-7.8 %
2024	July	28,310	25,399	-10.3 %
2024	August	30,463	25,346	-16.8 %
2024	September	24,477	21,906	-10.5 %
2024	October	16,917	17,228	1.8 %
2024	November	11,250	12,216	8.6 %
2024	December	9,350	8,744	-6.5 %
2025	January	8,865	10,384	17.1 %
Total		215,421	207,461	-3.7 %

Coach Metres

Year	Month	Last Year	This Year	Variance %
2024	February	22.0	18.0	-18.2 %
2024	March	237.5	132.5	-44.2 %
2024	April	390.4	214.2	-45.1 %
2024	May	1,282.8	1,169.3	-8.8 %
2024	June	1,142.0	1,119.3	-2.0 %
2024	July	945.8	865.1	-8.5 %
2024	August	945.9	504.6	-46.7 %
2024	September	881.4	949.4	7.7 %
2024	October	228.8	235.0	2.7 %
2024	November	0.0	73.9	0.0 %
2024	December	7.5	6.5	-13.3 %
2025	January	7.0	13.5	92.9 %
Total		6,091.1	5,301.2	-13.0 %

Commercial Vehicle Metres

Year	Month	Last Year	This Year	Variance %
2024	February	8,116.5	7,739.4	-4.6 %
2024	March	9,463.3	8,023.7	-15.2 %
2024	April	8,838.0	11,586.1	31.1 %
2024	May	10,829.0	10,384.5	-4.1 %
2024	June	8,727.2	10,666.1	22.2 %
2024	July	9,755.8	10,712.5	9.8 %
2024	August	14,023.3	11,894.6	-15.2 %
2024	September	9,066.5	9,603.9	5.9 %
2024	October	8,369.0	9,718.6	16.1 %
2024	November	9,119.8	8,574.2	-6.0 %
2024	December	6,252.0	6,130.9	-1.9 %
2025	January	6,867.7	8,252.8	20.2 %
Total		109,428.1	113,287.3	3.5 %



Ardrossan - Brodick (Route Total)

Contractual Carrying Groups



This Month YoY

30,026

LY: 26,514 (+13.25%)

YoY

660,379

LY: 723,623 (-8.74%)



This Month YoY

9,895

LY: 8,414 (+17.6%)

YoY

172,850

LY: 183,755 (-5.93%)



This Month YoY

13.50

LY: 0.00

YoY

4.45K

LY: 4.69K (-5.17%)



This Month YoY

7.67K

LY: 6.30K (+21.67%)

YoY

97.04K

LY: 98.38K (-1.36%)

Passengers

Year	Month	Last Year	This Year	Variance %
2024	February	36,525	29,239	-19.9 %
2024	March	43,411	42,018	-3.2 %
2024	April	63,190	55,884	-11.6 %
2024	May	73,798	75,841	2.8 %
2024	June	79,968	75,437	-5.7 %
2024	July	104,011	93,082	-10.5 %
2024	August	107,220	85,633	-20.1 %
2024	September	71,838	63,648	-11.4 %
2024	October	53,539	49,363	-7.8 %
2024	November	33,743	35,384	4.9 %
2024	December	29,866	24,824	-16.9 %
2025	January	26,514	30,026	13.2 %
Total		723,623	660,379	-8.7 %

Cars

Year	Month	Last Year	This Year	Variance %
2024	February	9,167	8,018	-12.5 %
2024	March	10,745	10,473	-2.5 %
2024	April	12,450	14,879	19.5 %
2024	May	18,333	18,737	2.2 %
2024	June	20,651	19,259	-6.7 %
2024	July	23,784	20,516	-13.7 %
2024	August	25,351	19,930	-21.4 %
2024	September	20,329	17,252	-15.1 %
2024	October	14,739	14,545	-1.3 %
2024	November	10,683	11,294	5.7 %
2024	December	9,109	8,052	-11.6 %
2025	January	8,414	9,895	17.6 %
Total		183,755	172,850	-5.9 %

Coach Metres

Year	Month	Last Year	This Year	Variance %
2024	February	22.0	18.0	-18.2 %
2024	March	237.5	87.5	-63.2 %
2024	April	352.5	207.5	-41.1 %
2024	May	823.5	953.3	15.8 %
2024	June	805.0	974.8	21.1 %
2024	July	799.8	790.1	-1.2 %
2024	August	803.9	388.6	-51.7 %
2024	September	653.5	713.5	9.2 %
2024	October	188.8	224.1	18.7 %
2024	November	0.0	73.9	0.0 %
2024	December	7.5	6.5	-13.3 %
2025	January	0.0	13.5	0.0 %
Total		4,694.0	4,451.2	-5.2 %

Commercial Vehicle Metres

Year	Month	Last Year	This Year	Variance %
2024	February	7,666.0	6,436.2	-16.0 %
2024	March	8,356.4	6,138.8	-26.5 %
2024	April	7,655.0	8,360.1	9.2 %
2024	May	9,581.0	9,191.0	-4.1 %
2024	June	8,010.2	9,789.6	22.2 %
2024	July	7,832.8	9,338.7	19.2 %
2024	August	12,728.3	10,402.2	-18.3 %
2024	September	8,221.5	7,915.9	-3.7 %
2024	October	7,360.2	8,382.1	13.9 %
2024	November	8,727.8	7,929.7	-9.1 %
2024	December	5,935.0	5,486.4	-7.6 %
2025	January	6,304.7	7,670.8	21.7 %
Total		98,378.9	97,041.5	-1.4 %



Sailings to/from Troon

Contractual Carrying Groups



This Month YoY

21,433

LY: 16 (+21,417)

YoY

217,342

LY: 16 (+217,326)

This Month YoY

7,473

LY: 1 (+7,472)

YoY

74,341

LY: 1 (+74,340)

This Month YoY

6.80

LY: (Blank) (+6.8)

YoY

266.90

LY: (Blank) (+266.9)

This Month YoY

6.08K

LY: 147.50 (+5.9K)

YoY

36.95K

LY: 147.50 (+36.8K)

Passengers

Year	Month	Last Year	This Year	Variance %
2024	February		5,794	
2024	March		5,484	
2024	April		18,250	
2024	May		24,222	
2024	June		20,684	
2024	July		27,154	
2024	August		31,621	
2024	September		30,101	
2024	October		19,829	
2024	November		6,211	
2024	December		6,559	
2025	January	16	21,433	133856.3 %
Total		16	217,342	1358287.5 %

Cars

Year	Month	Last Year	This Year	Variance %
2024	February		1,398	0.0 %
2024	March		1,473	0.0 %
2024	April		6,398	0.0 %
2024	May		8,096	0.0 %
2024	June		7,923	0.0 %
2024	July		9,251	0.0 %
2024	August		10,139	0.0 %
2024	September		9,816	0.0 %
2024	October		7,103	0.0 %
2024	November		2,690	0.0 %
2024	December		2,581	0.0 %
2025	January	1	7,473	747200.0 %
Total		1	74,341	7434000.0 %

Coach Metres

Year	Month	Last Year	This Year	Variance %
2024	February		7.0	0.0 %
2024	March		0.0	0.0 %
2024	April		36.0	0.0 %
2024	May		116.8	0.0 %
2024	June		7.0	0.0 %
2024	July		13.0	0.0 %
2024	August		16.5	0.0 %
2024	September		18.5	0.0 %
2024	October		38.8	0.0 %
2024	November		0.0	0.0 %
2024	December		6.5	0.0 %
2025	January		6.8	0.0 %
Total			266.9	0.0 %

Commercial Vehicle Metres

Year	Month	Last Year	This Year	Variance %
2024	February		2,117.2	0.0 %
2024	March		382.9	0.0 %
2024	April		3,192.0	0.0 %
2024	May		3,652.3	0.0 %
2024	June		3,692.8	0.0 %
2024	July		3,031.6	0.0 %
2024	August		3,647.0	0.0 %
2024	September		3,798.9	0.0 %
2024	October		3,646.6	0.0 %
2024	November		2,055.1	0.0 %
2024	December		1,649.7	0.0 %
2025	January	147.5	6,079.6	4021.8 %
Total		147.5	36,945.7	24947.9 %



Sailings to/from Ardrossan

Contractual Carrying Groups



This Month YoY

8,593

LY: 26,498 (-67.57%)

YoY

443,037

LY: 723,607 (-38.77%)



This Month YoY

2,422

LY: 8,413 (-71.21%)

YoY

98,509

LY: 183,754 (-46.39%)



This Month YoY

6.70

LY: 0.00

YoY

4.18K

LY: 4.69K (-10.86%)



This Month YoY

1.59K

LY: 6.16K (-74.16%)

YoY

60.10K

LY: 98.23K (-38.82%)

Passengers

Year	Month	Last Year	This Year	Variance %
2024	February	36,525	23,445	-35.8 %
2024	March	43,411	36,534	-15.8 %
2024	April	63,190	37,634	-40.4 %
2024	May	73,798	51,619	-30.1 %
2024	June	79,968	54,753	-31.5 %
2024	July	104,011	65,928	-36.6 %
2024	August	107,220	54,012	-49.6 %
2024	September	71,838	33,547	-53.3 %
2024	October	53,539	29,534	-44.8 %
2024	November	33,743	29,173	-13.5 %
2024	December	29,866	18,265	-38.8 %
2025	January	26,498	8,593	-67.6 %
Total		723,607	443,037	-38.8 %

Cars

Year	Month	Last Year	This Year	Variance %
2024	February	9,167	6,620	-27.8 %
2024	March	10,745	9,000	-16.2 %
2024	April	12,450	8,481	-31.9 %
2024	May	18,333	10,641	-42.0 %
2024	June	20,651	11,336	-45.1 %
2024	July	23,784	11,265	-52.6 %
2024	August	25,351	9,791	-61.4 %
2024	September	20,329	7,436	-63.4 %
2024	October	14,739	7,442	-49.5 %
2024	November	10,683	8,604	-19.5 %
2024	December	9,109	5,471	-39.9 %
2025	January	8,413	2,422	-71.2 %
Total		183,754	98,509	-46.4 %

Coach Metres

Year	Month	Last Year	This Year	Variance %
2024	February	22.0	11.0	-50.0 %
2024	March	237.5	87.5	-63.2 %
2024	April	352.5	171.5	-51.3 %
2024	May	823.5	836.5	1.6 %
2024	June	805.0	967.8	20.2 %
2024	July	799.8	777.1	-2.8 %
2024	August	803.9	372.1	-53.7 %
2024	September	653.5	695.0	6.4 %
2024	October	188.8	185.3	-1.9 %
2024	November	0.0	73.9	0.0 %
2024	December	7.5	0.0	-100.0 %
2025	January	0.0	6.7	0.0 %
Total		4,694.0	4,184.3	-10.9 %

Commercial Vehicle Metres

Year	Month	Last Year	This Year	Variance %
2024	February	7,666.0	4,319.0	-43.7 %
2024	March	8,356.4	5,755.9	-31.1 %
2024	April	7,655.0	5,168.1	-32.5 %
2024	May	9,581.0	5,538.7	-42.2 %
2024	June	8,010.2	6,096.8	-23.9 %
2024	July	7,832.8	6,307.1	-19.5 %
2024	August	12,728.3	6,755.2	-46.9 %
2024	September	8,221.5	4,117.0	-49.9 %
2024	October	7,360.2	4,735.5	-35.7 %
2024	November	8,727.8	5,874.6	-32.7 %
2024	December	5,935.0	3,836.7	-35.4 %
2025	January	6,157.2	1,591.2	-74.2 %
Total		98,231.4	60,095.8	-38.8 %



This Month YoY	YoY
493 LY: 451 (+9.31%)	84,424 LY: 78,862 (+7.05%)



This Month YoY	YoY
293 LY: 230 (+27.39%)	33,800 LY: 30,856 (+9.54%)



This Month YoY	YoY
0.00 LY: 7.00 (-100%)	850.00 LY: 1.40K (-39.16%)



This Month YoY	YoY
206.00 LY: 288.00 (-28.47%)	15.13K LY: 10.05K (+50.54%)

Passengers

Year	Month	Last Year	This Year	Variance %
2024	February	985	2,237	127.1 %
2024	March	2,365	4,278	80.9 %
2024	April	9,175	7,189	-21.6 %
2024	May	10,922	11,873	8.7 %
2024	June	12,073	10,224	-15.3 %
2024	July	12,480	13,672	9.6 %
2024	August	14,557	14,719	1.1 %
2024	September	10,514	11,516	9.5 %
2024	October	4,715	5,647	19.8 %
2024	November	625	1,562	149.9 %
2024	December		1,014	
2025	January	451	493	9.3 %
Total		78,862	84,424	7.1 %

Cars

Year	Month	Last Year	This Year	Variance %
2024	February	519	1,170	125.4 %
2024	March	1,217	2,008	65.0 %
2024	April	3,911	3,090	-21.0 %
2024	May	4,299	4,492	4.5 %
2024	June	4,496	3,926	-12.7 %
2024	July	4,526	4,883	7.9 %
2024	August	5,112	5,416	5.9 %
2024	September	4,094	4,654	13.7 %
2024	October	2,132	2,619	22.8 %
2024	November	320	779	143.4 %
2024	December		470	0.0 %
2025	January	230	293	27.4 %
Total		30,856	33,800	9.5 %

Coach Metres

Year	Month	Last Year	This Year	Variance %
2024	February	0.0	0.0	0.0 %
2024	March	0.0	45.0	0.0 %
2024	April	37.9	6.7	-82.3 %
2024	May	459.3	216.0	-53.0 %
2024	June	337.0	144.5	-57.1 %
2024	July	146.0	75.0	-48.6 %
2024	August	142.0	116.0	-18.3 %
2024	September	227.9	235.9	3.5 %
2024	October	40.0	10.9	-72.8 %
2024	November	0.0	0.0	0.0 %
2024	December		0.0	0.0 %
2025	January	7.0	0.0	-100.0 %
Total		1,397.1	850.0	-39.2 %

Commercial Vehicle Metres

Year	Month	Last Year	This Year	Variance %
2024	February	450.5	1,114.7	147.4 %
2024	March	1,106.9	1,826.4	65.0 %
2024	April	1,183.0	3,216.0	171.9 %
2024	May	1,248.0	1,193.5	-4.4 %
2024	June	717.0	876.5	22.2 %
2024	July	1,923.0	1,373.8	-28.6 %
2024	August	1,295.0	1,492.4	15.2 %
2024	September	805.0	1,688.0	109.7 %
2024	October	960.8	1,318.0	37.2 %
2024	November	73.0	506.0	593.2 %
2024	December		318.7	0.0 %
2025	January	288.0	206.0	-28.5 %
Total		10,050.2	15,130.0	50.5 %



This Month YoY
343
LY: 409 (-16.14%)

YoY
1,635
LY: 1,528 (+7%)



This Month YoY
196
LY: 221 (-11.31%)

YoY
811
LY: 809 (+0.25%)



This Month YoY
0.00
LY: 0.00

YoY
0.00
LY: 0.00



This Month YoY
376.00
LY: 275.00 (+36.73%)

YoY
1.12K
LY: 999.00 (+11.69%)

Passengers

Year	Month	Last Year	This Year	Variance %
2024	February		182	
2024	March		155	
2024	April		47	
2024	September	90		-100.0 %
2024	October	87	149	71.3 %
2024	November	454	272	-40.1 %
2024	December	488	487	-0.2 %
2025	January	409	343	-16.1 %
Total		1,528	1,635	7.0 %

Cars

Year	Month	Last Year	This Year	Variance %
2024	February		95	0.0 %
2024	March		73	0.0 %
2024	April		18	0.0 %
2024	September	54		-100.0 %
2024	October	46	64	39.1 %
2024	November	247	143	-42.1 %
2024	December	241	222	-7.9 %
2025	January	221	196	-11.3 %
Total		809	811	0.2 %

Coach Metres

Year	Month	Last Year	This Year	Variance %
2024	February		0.0	0.0 %
2024	March		0.0	0.0 %
2024	April		0.0	0.0 %
2024	September	0.0		0.0 %
2024	October	0.0	0.0	0.0 %
2024	November	0.0	0.0	0.0 %
2024	December	0.0	0.0	0.0 %
2025	January	0.0	0.0	0.0 %
Total		0.0	0.0	0.0 %

Commercial Vehicle Metres

Year	Month	Last Year	This Year	Variance %
2024	February		188.5	0.0 %
2024	March		58.5	0.0 %
2024	April		10.0	0.0 %
2024	September	40.0		-100.0 %
2024	October	48.0	18.5	-61.5 %
2024	November	319.0	138.5	-56.6 %
2024	December	317.0	325.8	2.8 %
2025	January	275.0	376.0	36.7 %
Total		999.0	1,115.8	11.7 %



Cars



Sailings to/from Troon

Year	Month	Last Year	This Year	Var %
2024	February		1,118	0.0 %
2024	March		1,371	0.0 %
2024	April		6,037	0.0 %
2024	May		7,790	0.0 %
2024	June		7,380	0.0 %
2024	July		8,696	0.0 %
2024	August		9,618	0.0 %
2024	September		8,872	0.0 %
2024	October		6,170	0.0 %
2024	November		2,208	0.0 %
2024	December		2,139	0.0 %
2025	January	0	6,244	0.0 %
Total		0	67,643	0.0 %

Sailings to/from Ardrossan

Year	Month	Last Year	This Year	Var %
2024	February	8,270	6,029	-27.1 %
2024	March	9,712	8,501	-12.5 %
2024	April	11,207	10,560	-5.8 %
2024	May	13,135	12,800	-2.6 %
2024	June	14,333	13,463	-6.1 %
2024	July	17,778	14,154	-20.4 %
2024	August	19,104	13,545	-29.1 %
2024	September	14,705	10,757	-26.8 %
2024	October	10,925	9,634	-11.8 %
2024	November	8,128	8,590	5.7 %
2024	December	7,197	5,749	-20.1 %
2025	January	6,548	5,244	-19.9 %
Total		141,042	119,026	-15.6 %

Claonaig - Lochranza

Year	Month	Last Year	This Year	Var %
2024	February	427	755	76.8 %
2024	March	964	1,055	9.4 %
2024	April	3,067	2,057	-32.9 %
2024	May	2,328	2,986	28.3 %
2024	June	2,032	2,947	45.0 %
2024	July	2,313	4,012	73.5 %
2024	August	2,529	4,475	76.9 %
2024	September	2,152	3,630	68.7 %
2024	October	1,201	2,046	70.4 %
2024	November	19	591	3010.5 %
2024	December		382	0.0 %
2025	January	63	231	266.7 %
Total		17,095	25,167	47.2 %

Tarbert LF - Lochranza

Year	Month	Last Year	This Year	Var %
2024	February		47	0.0 %
2024	March		52	0.0 %
2024	April		0	0.0 %
2024	September	26		-100.0 %
2024	October	23	42	82.6 %
2024	November	158	97	-38.6 %
2024	December	142	177	24.6 %
2025	January	125	116	-7.2 %
Total		474	531	12.0 %



LGVs



Sailings to/from Troon

Year	Month	Last Year	This Year	Var %
2024	February		96	0.0 %
2024	March		77	0.0 %
2024	April		575	0.0 %
2024	May		699	0.0 %
2024	June		564	0.0 %
2024	July		586	0.0 %
2024	August		535	0.0 %
2024	September		626	0.0 %
2024	October		648	0.0 %
2024	November		367	0.0 %
2024	December		282	0.0 %
2025	January	0	909	0.0 %
Total		0	5,964	0.0 %

Sailings to/from Ardrossan

Year	Month	Last Year	This Year	Var %
2024	February	625	551	-11.8 %
2024	March	685	767	12.0 %
2024	April	560	665	18.8 %
2024	May	814	733	-10.0 %
2024	June	1,080	760	-29.6 %
2024	July	972	707	-27.3 %
2024	August	1,106	631	-42.9 %
2024	September	925	578	-37.5 %
2024	October	731	604	-17.4 %
2024	November	821	914	11.3 %
2024	December	663	597	-10.0 %
2025	January	694	266	-61.7 %
Total		9,676	7,773	-19.7 %

Claonaig - Lochranza

Year	Month	Last Year	This Year	Var %
2024	February	58	79	36.2 %
2024	March	162	125	-22.8 %
2024	April	330	126	-61.8 %
2024	May	151	137	-9.3 %
2024	June	60	127	111.7 %
2024	July	69	239	246.4 %
2024	August	68	198	191.2 %
2024	September	54	255	372.2 %
2024	October	84	244	190.5 %
2024	November	0	86	0.0 %
2024	December		44	0.0 %
2025	January	9	44	388.9 %
Total		1,045	1,704	63.1 %

Tarbert LF - Lochranza

Year	Month	Last Year	This Year	Var %
2024	February		8	0.0 %
2024	March		10	0.0 %
2024	April		0	0.0 %
2024	September	0		0.0 %
2024	October	0	6	0.0 %
2024	November	21	28	33.3 %
2024	December	15	35	133.3 %
2025	January	20	63	215.0 %
Total		56	150	167.9 %



Motorhomes



Sailings to/from Troon

Year	Month	Last Year	This Year	Var %
2024	February		20	0.0 %
2024	March		22	0.0 %
2024	April		37	0.0 %
2024	May		52	0.0 %
2024	June		13	0.0 %
2024	July		163	0.0 %
2024	August		186	0.0 %
2024	September		336	0.0 %
2024	October		192	0.0 %
2024	November		52	0.0 %
2024	December		43	0.0 %
2025	January	0	118	0.0 %
Total		0	1,234	0.0 %

Sailings to/from Ardrossan

Year	Month	Last Year	This Year	Var %
2024	February	158	116	-26.6 %
2024	March	191	275	44.0 %
2024	April	513	514	0.2 %
2024	May	777	921	18.5 %
2024	June	813	828	1.8 %
2024	July	874	649	-25.7 %
2024	August	1,106	558	-49.5 %
2024	September	1,086	585	-46.1 %
2024	October	434	334	-23.0 %
2024	November	225	244	8.4 %
2024	December	177	136	-23.2 %
2025	January	140	58	-58.6 %
Total		6,494	5,218	-19.6 %

Claonaig - Lochranza


Year	Month	Last Year	This Year	Var %
2024	February	23	33	43.5 %
2024	March	62	64	3.2 %
2024	April	436	333	-23.6 %
2024	May	423	668	57.9 %
2024	June	338	568	68.0 %
2024	July	282	521	84.8 %
2024	August	326	559	71.5 %
2024	September	422	719	70.4 %
2024	October	144	251	74.3 %
2024	November	0	55	0.0 %
2024	December		20	0.0 %
2025	January	2	10	400.0 %
Total		2,458	3,801	54.6 %

Tarbert LF - Lochranza

Year	Month	Last Year	This Year	Var %
2024	February		3	0.0 %
2024	March		0	0.0 %
2024	April		0	0.0 %
2024	September	2		-100.0 %
2024	October	4	9	125.0 %
2024	November	9	7	-22.2 %
2024	December	9	6	-33.3 %
2025	January	4	7	75.0 %
Total		28	32	14.3 %



Reliability & Punctuality



Reliability							
Route		Ardrossan - Brodick		Claonaig - Lochranza		Tarbert LF - Lochranza	
Year	Month	Contractual	Actual	Contractual	Actual	Contractual	Actual
2024	February	99.6%	67.7%	100.0%	100.0%	100.0%	50.9%
	March	100.0%	80.7%	100.0%	100.0%	100.0%	10.7%
	April	100.0%	82.5%	100.0%	93.3%	100.0%	100.0%
	May	98.2%	93.2%	100.0%	100.0%	100.0%	100.0%
	June	99.5%	98.4%	100.0%	100.0%	100.0%	100.0%
	July	98.6%	95.7%	100.0%	100.0%	100.0%	100.0%
	August	93.2%	88.7%	100.0%	97.8%	100.0%	100.0%
	September	89.7%	79.0%	100.0%	99.6%	100.0%	100.0%
	October	96.0%	80.1%	100.0%	83.6%	100.0%	50.0%
	November	100.0%	89.0%	100.0%	100.0%	100.0%	73.3%
	December	99.6%	65.0%	100.0%	100.0%	100.0%	89.7%
	2025	January	99.5%	88.3%	100.0%	100.0%	100.0%
Total		97.9%	85.4%	100.0%	96.8%	100.0%	64.2%

Punctuality							
Route		Ardrossan - Brodick		Claonaig - Lochranza		Tarbert LF - Lochranza	
Year	Month	Contractual	Actual	Contractual	Actual	Contractual	Actual
2024	February	96.9%	39.8%	100.0%	100.0%	100.0%	93.1%
	March	96.9%	58.8%	100.0%	100.0%	100.0%	100.0%
	April	94.9%	68.6%	100.0%	90.5%	100.0%	100.0%
	May	94.9%	77.4%	99.2%	98.3%	100.0%	100.0%
	June	96.2%	83.7%	100.0%	94.3%	100.0%	100.0%
	July	89.1%	65.4%	100.0%	97.8%	100.0%	100.0%
	August	82.1%	54.0%	100.0%	91.3%	100.0%	100.0%
	September	93.0%	63.9%	98.9%	83.8%	100.0%	100.0%
	October	99.2%	83.5%	100.0%	92.4%	100.0%	100.0%
	November	98.8%	93.1%	100.0%	100.0%	100.0%	63.6%
	December	99.5%	83.7%	100.0%	100.0%	100.0%	57.7%
	2025	January	97.1%	90.9%	100.0%	100.0%	100.0%
Total		94.3%	72.6%	99.7%	93.0%	100.0%	64.1%



Reliability & Punctuality Summary

Summary of Scheduled, Operated, Cancelled & Diverted Sailings
by Route & Leg

Year	Month	Route	Leg	Operated Sailings	Scheduled Sailings	Additional Sailings	Cancelled Sailings	Diverted Sailings
2025	January	Ardrossan - Brodick	Ardrossan-Brodick	44	53	0	9	0
2025	January	Ardrossan - Brodick	Brodick-Ardrossan	44	49	0	5	0
2025	January	Ardrossan - Brodick	Brodick-Troon	128	144	0	16	4
2025	January	Ardrossan - Brodick	Troon-Brodick	130	140	5	15	0
2025	January	Claonaig - Lochranza	Claonaig-Lochranza	63		63	0	0
2025	January	Claonaig - Lochranza	Lochranza-Claonaig	63		63	0	0
2025	January	Tarbert LF - Lochranza	Lochranza-Tarbert (Loch Fyne)	34	29	6	1	0
2025	January	Tarbert LF - Lochranza	Tarbert (Loch Fyne)-Lochranza	34	29	6	1	0
Total				540	444	143	47	4

Summary of Cancellations, Lateness & Relief Events
by Route & Leg

Year	Month	Route	Leg	Cancelled Sailings	Cancelled (Relief)	Cancelled (No Relief)	On Time	Level 1 Late	Level 1 (Relief)	Level 1 (No Relief)	Level 2 Late	Level 2 (Relief)	Level 2 (No Relief)
2025	January	Ardrossan - Brodick	Ardrossan-Brodick	9	9	0	41	3	2	1	0	0	0
2025	January	Ardrossan - Brodick	Brodick-Ardrossan	5	5	0	43	1	1	0	0	0	0
2025	January	Ardrossan - Brodick	Brodick-Troon	16	15	1	116	6	4	2	6	5	1
2025	January	Ardrossan - Brodick	Troon-Brodick	15	14	1	110	8	3	5	7	6	1
2025	January	Claonaig - Lochranza	Claonaig-Lochranza	0	0	0	0	0	0	0	0	0	0
2025	January	Claonaig - Lochranza	Lochranza-Claonaig	0	0	0	0	0	0	0	0	0	0
2025	January	Tarbert LF - Lochranza	Lochranza-Tarbert (Loch Fyne)	1	1	0	0	0	0	0	28	28	0
2025	January	Tarbert LF - Lochranza	Tarbert (Loch Fyne)-Lochranza	1	1	0	27	0	0	0	1	1	0
Total				47	45	2	337	18	10	8	42	40	2