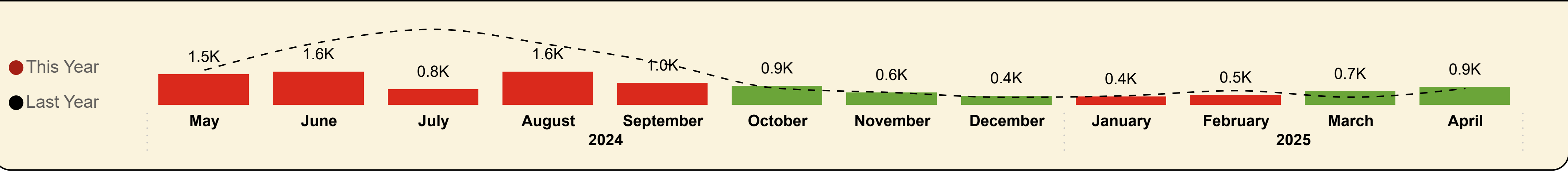




Shipped Passengers

Kennacraig - Islay/C'say/Oban



This Month YoY

860

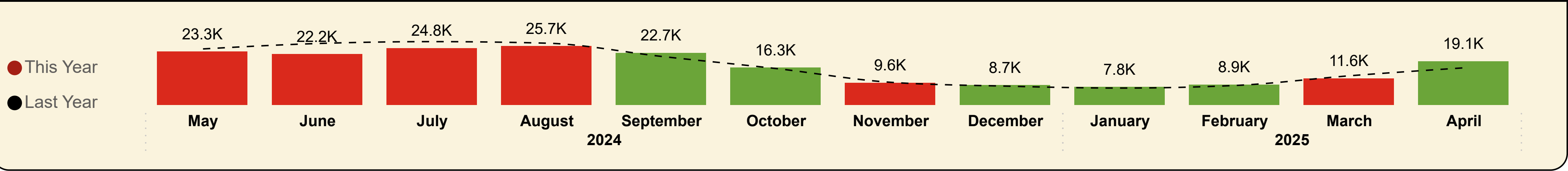
LY: 785 (+9.55%)

YoY

10,771

LY: 17,161 (-37.2%)

Kennacraig - Islay



This Month YoY

19,096

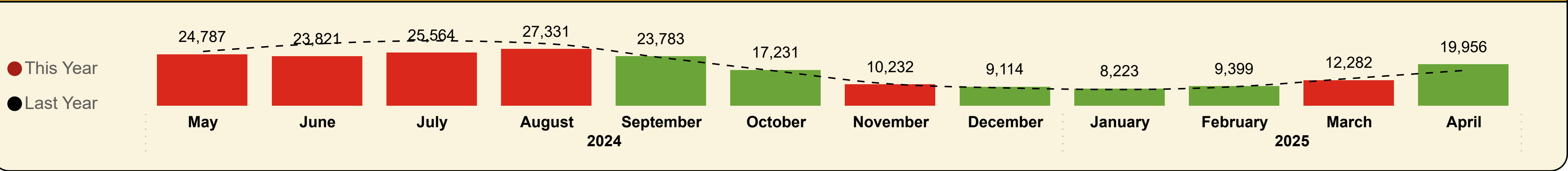
LY: 16,235 (+17.62%)

YoY

200,952

LY: 206,243 (-2.6%)

Islay Total



This Month YoY

19,956

LY: 17,020 (+17.25%)

YoY

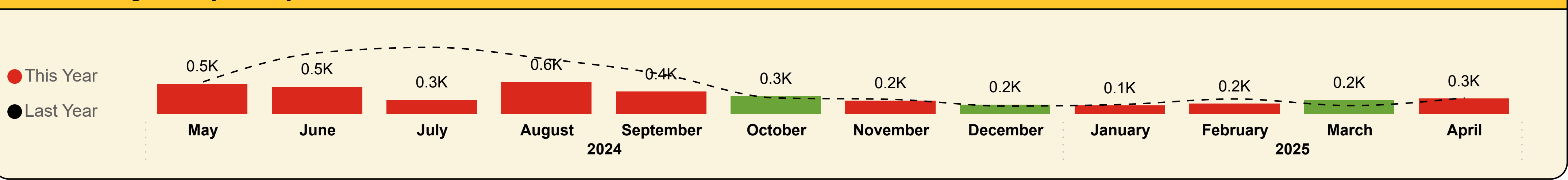
211,723

LY: 223,404 (-5.2%)



Shipped Cars

Kennacraig - Islay/C'say/Oban



This Month YoY

273

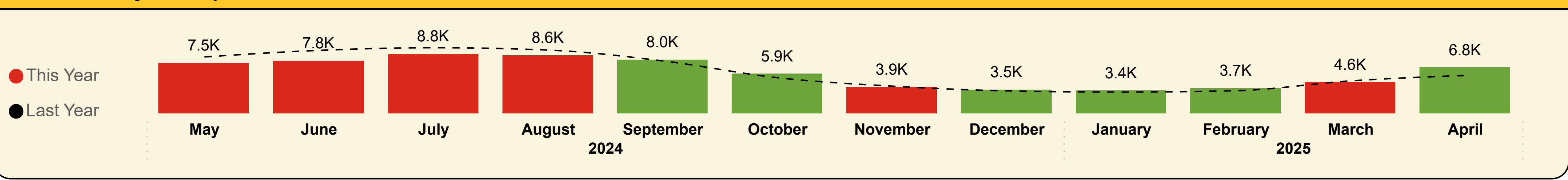
LY: 289 (-5.54%)

YoY

3,819

LY: 6,128 (-37.7%)

Kennacraig - Islay



This Month YoY

6,787

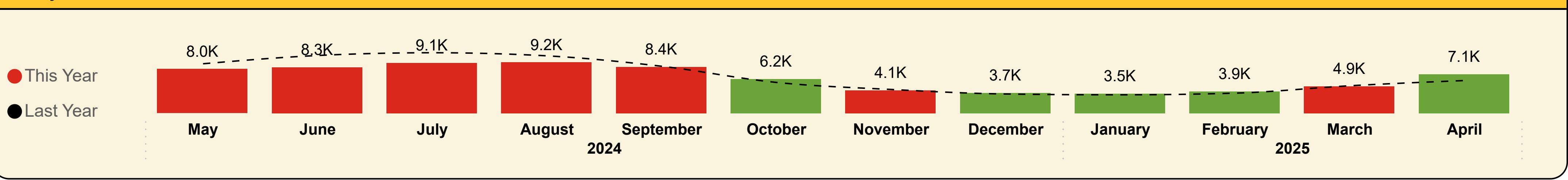
LY: 5,615 (+20.87%)

YoY

72,442

LY: 74,159 (-2.3%)

Islay Total



This Month YoY

7,060

LY: 5,904 (+19.58%)

YoY

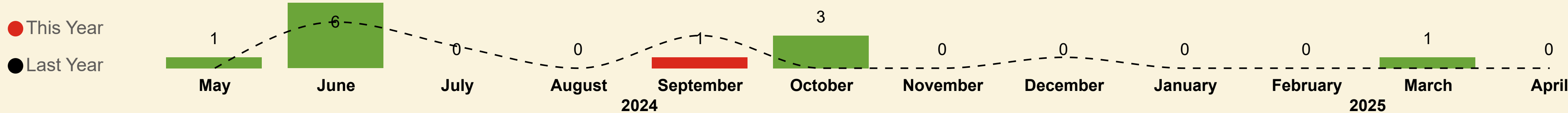
76,261

LY: 80,287 (-5%)



Shipped Coaches

Kennacraig - Islay/C'say/Oban



This Month YoY

0

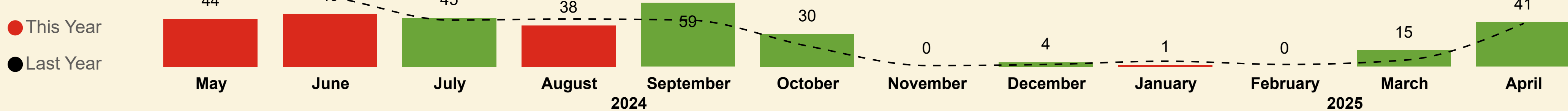
LY: 0

YoY

12

LY: 10 (+17.2%)

Kennacraig - Islay



This Month YoY

41

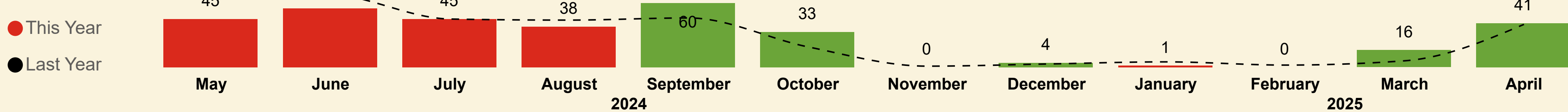
LY: 40 (+2.5%)

YoY

326

LY: 340 (-4.2%)

Islay Total



This Month YoY

41

LY: 40 (+2.5%)

YoY

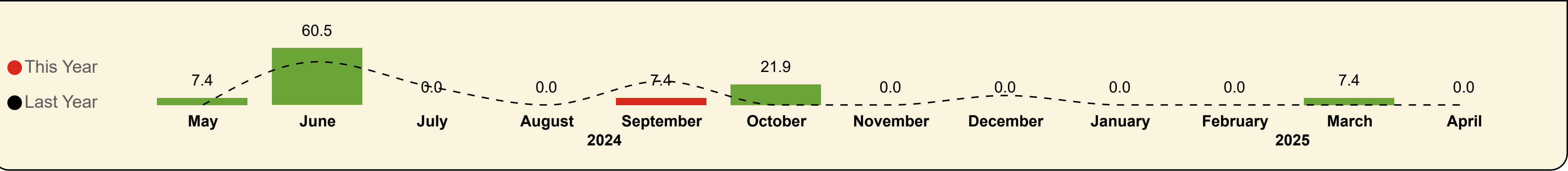
338

LY: 351 (-3.6%)



Shipped Coach Metres

Kennacraig - Islay/C'say/Oban



This Month YoY

0.0

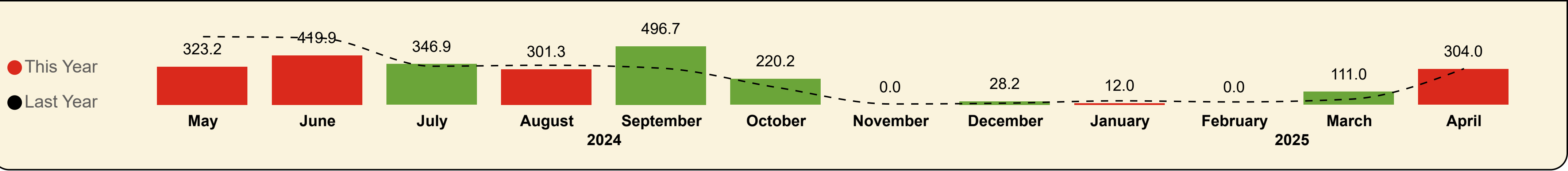
LY: 0.0

YoY

104.6

LY: 100.2 (+4.4%)

Kennacraig - Islay



This Month YoY

304.0

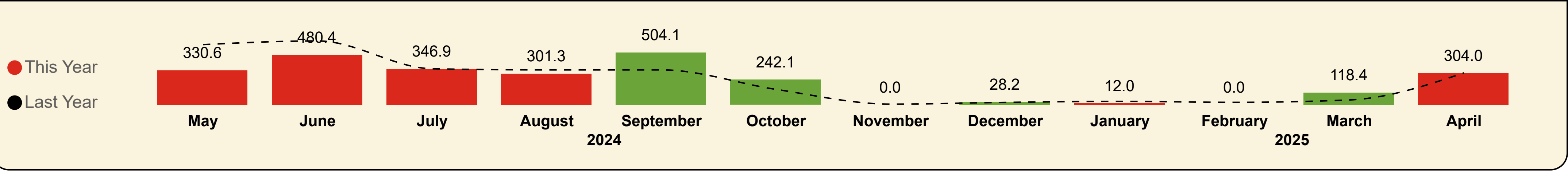
LY: 307.5 (-1.1%)

YoY

2.6K

LY: 2.7K (-5.2%)

Islay Total



This Month YoY

304.0

LY: 307.5 (-1.1%)

YoY

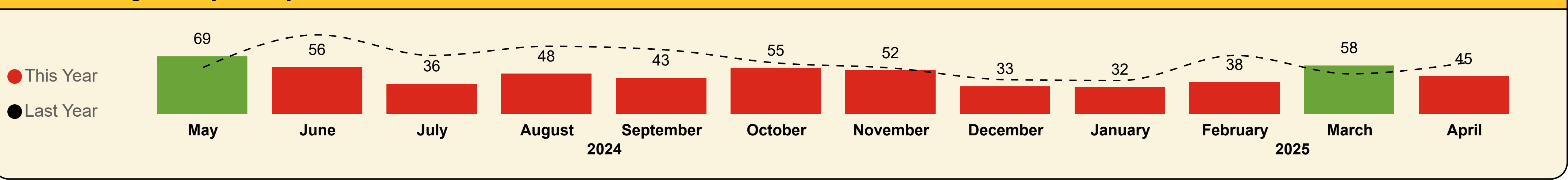
2.7K

LY: 2.8K (-4.8%)



Shipped Commercial Vehicles

Kennacraig - Islay/C'say/Oban



This Month YoY

45

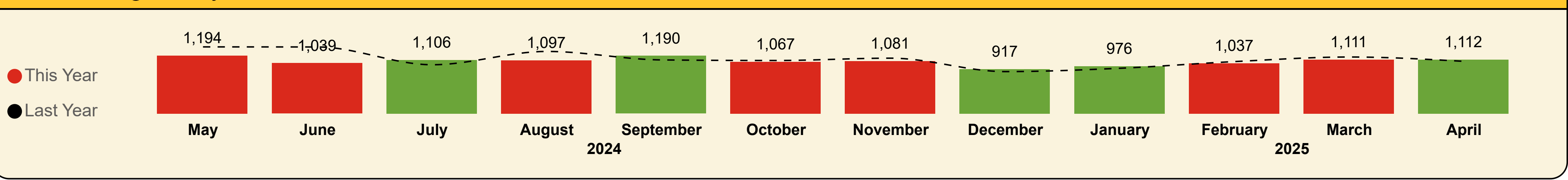
LY: 61 (-26.2%)

YoY

565

LY: 754 (-25.1%)

Kennacraig - Islay



This Month YoY

1,112

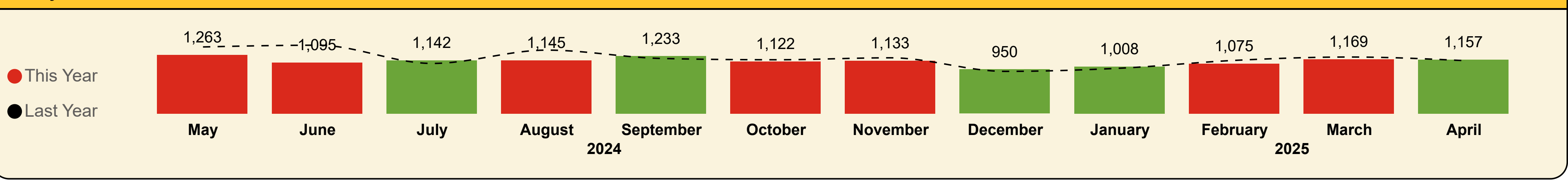
LY: 1,076 (+3.3%)

YoY

12,927

LY: 13,490 (-4.2%)

Islay Total



This Month YoY

1,157

LY: 1,137 (+1.8%)

YoY

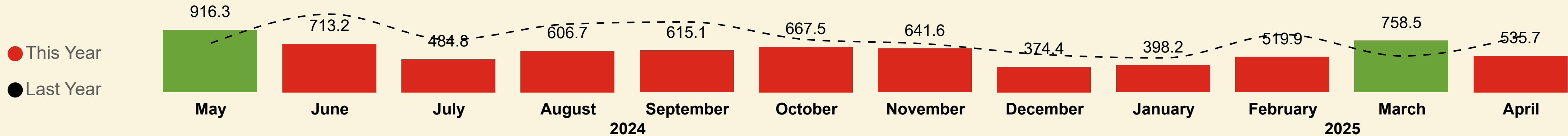
13,492

LY: 14,244 (-5.3%)



Shipped Commercial Vehicle Metres

Kennacraig - Islay/C'say/Oban



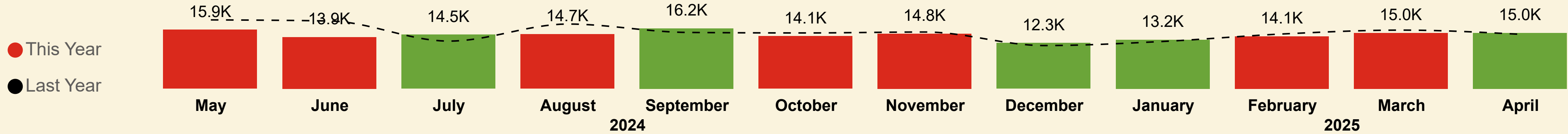
This Month YoY

535.7  
LY: 825.3 (-35.1%)

YoY

7.2K  
LY: 9.4K (-23.4%)

Kennacraig - Islay



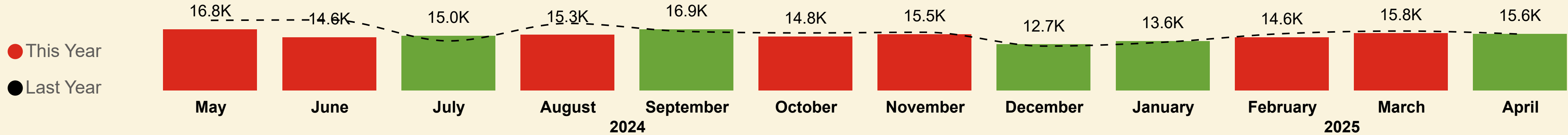
This Month YoY

15.0K  
LY: 14.7K (+2.6%)

YoY

173.9K  
LY: 182.0K (-4.5%)

Islay Total



This Month YoY

15.6K  
LY: 15.5K (+0.5%)

YoY

181.2K  
LY: 191.5K (-5.4%)





Islay TotalContractual Carrying Groups



This Month YoY

19,956

LY: 17,020 (+17.3%)

YoY

211,723

LY: 223,404 (-5.2%)



This Month YoY


7,060

LY: 5,904 (+19.6%)

YoY

76,261

LY: 80,287 (-5%)



This Month YoY

304.0

LY: 307.5 (-1.1%)

YoY

2.7K

LY: 2.8K (-4.8%)



This Month YoY

15.6K

LY: 15.5K (+0.5%)

YoY

181.2K

LY: 191.5K (-5.4%)

Passengers

Year	Month	Last Year	This Year	Variance %
2024	May	26,175	24,787	-5.3 %
2024	June	29,873	23,821	-20.3 %
2024	July	31,325	25,564	-18.4 %
2024	August	29,914	27,331	-8.6 %
2024	September	23,206	23,783	2.5 %
2024	October	16,713	17,231	3.1 %
2024	November	10,485	10,232	-2.4 %
2024	December	8,585	9,114	6.2 %
2025	January	7,810	8,223	5.3 %
2025	February	9,183	9,399	2.4 %
2025	March	13,116	12,282	-6.4 %
2025	April	17,020	19,956	17.3 %
Total		223,404	211,723	-5.2 %

Cars

Year	Month	Last Year	This Year	Variance %
2024	May	8,937	7,996	-10.5 %
2024	June	10,430	8,284	-20.6 %
2024	July	10,926	9,069	-17.0 %
2024	August	10,365	9,191	-11.3 %
2024	September	8,484	8,365	-1.4 %
2024	October	5,563	6,193	11.3 %
2024	November	4,292	4,113	-4.2 %
2024	December	3,471	3,680	6.0 %
2025	January	3,324	3,533	6.3 %
2025	February	3,627	3,909	7.8 %
2025	March	4,964	4,868	-1.9 %
2025	April	5,904	7,060	19.6 %
Total		80,287	76,261	-5.0 %

Coach Metres

Year	Month	Last Year	This Year	Variance %
2024	May	579.4	330.6	-42.9 %
2024	June	614.8	480.4	-21.9 %
2024	July	346.9	346.9	-0.0 %
2024	August	336.3	301.3	-10.4 %
2024	September	336.2	504.1	50.0 %
2024	October	148.3	242.1	63.3 %
2024	November	6.6	0.0	-100.0 %
2024	December	23.4	28.2	20.5 %
2025	January	33.3	12.0	-64.0 %
2025	February	24.0	0.0	-100.0 %
2025	March	46.9	118.4	152.5 %
2025	April	307.5	304.0	-1.1 %
Total		2,803.6	2,668.0	-4.8 %

Commercial Vehicle Metres

Year	Month	Last Year	This Year	Variance %
2024	May	19,268.4	16,802.2	-12.8 %
2024	June	19,388.9	14,638.5	-24.5 %
2024	July	13,604.6	15,033.3	10.5 %
2024	August	18,426.9	15,299.2	-17.0 %
2024	September	16,198.8	16,850.1	4.0 %
2024	October	15,800.5	14,813.7	-6.2 %
2024	November	15,986.7	15,478.0	-3.2 %
2024	December	12,177.9	12,682.3	4.1 %
2025	January	13,243.2	13,585.3	2.6 %
2025	February	15,595.6	14,627.8	-6.2 %
2025	March	16,319.6	15,801.7	-3.2 %
2025	April	15,475.5	15,560.0	0.5 %
Total		191,486.5	181,172.0	-5.4 %



Kennacraig - Islay/C'say/Oban

Contractual Carrying Groups



This Month YoY

860

LY: 785 (+9.6%)

YoY

10,771

LY: 17,161 (-37.2%)



This Month YoY

273

LY: 289 (-5.5%)

YoY

3,819

LY: 6,128 (-37.7%)



This Month YoY

0.0

LY: 0.0

YoY

104.6

LY: 100.2 (+4.4%)



This Month YoY

535.7

LY: 825.3 (-35.1%)

YoY

7.2K

LY: 9.4K (-23.4%)

Passengers

Year	Month	Last Year	This Year	Variance %
2024	May	1,667	1,475	-11.5 %
2024	June	2,996	1,587	-47.0 %
2024	July	3,628	753	-79.2 %
2024	August	2,901	1,599	-44.9 %
2024	September	1,985	1,047	-47.3 %
2024	October	792	906	14.4 %
2024	November	587	589	0.3 %
2024	December	355	437	23.1 %
2025	January	427	398	-6.8 %
2025	February	675	468	-30.7 %
2025	March	364	652	79.1 %
2025	April	785	860	9.6 %
Total		17,161	10,771	-37.2 %

Cars

Year	Month	Last Year	This Year	Variance %
2024	May	575	539	-6.2 %
2024	June	1,097	489	-55.4 %
2024	July	1,196	251	-79.0 %
2024	August	987	570	-42.2 %
2024	September	712	399	-44.0 %
2024	October	286	320	11.9 %
2024	November	261	238	-8.8 %
2024	December	140	164	17.1 %
2025	January	168	149	-11.3 %
2025	February	268	182	-32.1 %
2025	March	149	245	64.4 %
2025	April	289	273	-5.5 %
Total		6,128	3,819	-37.7 %

Coach Metres

Year	Month	Last Year	This Year	Variance %
2024	May	0.0	7.4	0.0 %
2024	June	45.9	60.5	31.9 %
2024	July	19.0	0.0	-100.0 %
2024	August	0.0	0.0	0.0 %
2024	September	25.3	7.4	-70.8 %
2024	October	0.0	21.9	0.0 %
2024	November	0.0	0.0	0.0 %
2024	December	10.0	0.0	-100.0 %
2025	January	0.0	0.0	0.0 %
2025	February	0.0	0.0	0.0 %
2025	March	0.0	7.4	0.0 %
2025	April	0.0	0.0	0.0 %
Total		100.2	104.6	4.4 %

Commercial Vehicle Metres

Year	Month	Last Year	This Year	Variance %
2024	May	722.0	916.3	26.9 %
2024	June	1,148.6	713.2	-37.9 %
2024	July	774.6	484.8	-37.4 %
2024	August	1,003.5	606.7	-39.5 %
2024	September	1,034.7	615.1	-40.6 %
2024	October	775.3	667.5	-13.9 %
2024	November	712.0	641.6	-9.9 %
2024	December	553.7	374.4	-32.4 %
2025	January	505.6	398.2	-21.2 %
2025	February	849.0	519.9	-38.8 %
2025	March	534.4	758.5	41.9 %
2025	April	825.3	535.7	-35.1 %
Total		9,438.8	7,231.9	-23.4 %





Kennacraig - Islay

Contractual Carrying Groups



This Month YoY

19,096

LY: 16,235 (+17.6%)

YoY

200,952

LY: 206,243 (-2.6%)



This Month YoY

6,787

LY: 5,615 (+20.9%)

YoY

72,442

LY: 74,159 (-2.3%)



This Month YoY

304.0

LY: 307.5 (-1.1%)

YoY

2.6K

LY: 2.7K (-5.2%)



This Month YoY

15.0K

LY: 14.7K (+2.6%)

YoY

173.9K

LY: 182.0K (-4.5%)

Passengers

Year	Month	Last Year	This Year	Variance %
2024	May	24,508	23,312	-4.9 %
2024	June	26,877	22,234	-17.3 %
2024	July	27,697	24,811	-10.4 %
2024	August	27,013	25,732	-4.7 %
2024	September	21,221	22,736	7.1 %
2024	October	15,921	16,325	2.5 %
2024	November	9,898	9,643	-2.6 %
2024	December	8,230	8,677	5.4 %
2025	January	7,383	7,825	6.0 %
2025	February	8,508	8,931	5.0 %
2025	March	12,752	11,630	-8.8 %
2025	April	16,235	19,096	17.6 %
Total		206,243	200,952	-2.6 %

Cars

Year	Month	Last Year	This Year	Variance %
2024	May	8,362	7,457	-10.8 %
2024	June	9,333	7,795	-16.5 %
2024	July	9,730	8,818	-9.4 %
2024	August	9,378	8,621	-8.1 %
2024	September	7,772	7,966	2.5 %
2024	October	5,277	5,873	11.3 %
2024	November	4,031	3,875	-3.9 %
2024	December	3,331	3,516	5.6 %
2025	January	3,156	3,384	7.2 %
2025	February	3,359	3,727	11.0 %
2025	March	4,815	4,623	-4.0 %
2025	April	5,615	6,787	20.9 %
Total		74,159	72,442	-2.3 %

Coach Metres

Year	Month	Last Year	This Year	Variance %
2024	May	579.4	323.2	-44.2 %
2024	June	568.9	419.9	-26.2 %
2024	July	327.9	346.9	5.8 %
2024	August	336.3	301.3	-10.4 %
2024	September	310.9	496.7	59.8 %
2024	October	148.3	220.2	48.5 %
2024	November	6.6	0.0	-100.0 %
2024	December	13.4	28.2	110.4 %
2025	January	33.3	12.0	-64.0 %
2025	February	24.0	0.0	-100.0 %
2025	March	46.9	111.0	136.7 %
2025	April	307.5	304.0	-1.1 %
Total		2,703.5	2,563.4	-5.2 %

Commercial Vehicle Metres

Year	Month	Last Year	This Year	Variance %
2024	May	18,546.4	15,885.9	-14.3 %
2024	June	18,240.2	13,925.3	-23.7 %
2024	July	12,829.9	14,548.5	13.4 %
2024	August	17,423.4	14,692.6	-15.7 %
2024	September	15,164.1	16,235.0	7.1 %
2024	October	15,025.2	14,146.2	-5.9 %
2024	November	15,274.7	14,836.4	-2.9 %
2024	December	11,624.2	12,307.9	5.9 %
2025	January	12,737.6	13,187.1	3.5 %
2025	February	14,746.6	14,107.9	-4.3 %
2025	March	15,785.2	15,043.2	-4.7 %
2025	April	14,650.2	15,024.3	2.6 %
Total		182,047.7	173,940.1	-4.5 %



Cars




Kennacraig - Islay/C'say/Oban				
Year	Month	Last Year	This Year	Var %
2024	May	240	277	15.4 %
2024	June	198	332	67.7 %
2024	July	434	194	-55.3 %
2024	August	419	301	-28.2 %
2024	September	288	192	-33.3 %
2024	October	110	115	4.5 %
2024	November	72	83	15.3 %
2024	December	74	103	39.2 %
2025	January	27	49	81.5 %
2025	February	85	95	11.8 %
2025	March	63	150	138.1 %
2025	April	141	169	19.9 %
Total		2,151	2,060	-4.2 %

Kennacraig - Islay				
Year	Month	Last Year	This Year	Var %
2024	May	5,195	5,882	13.2 %
2024	June	3,540	6,368	79.9 %
2024	July	6,261	7,099	13.4 %
2024	August	6,416	7,080	10.3 %
2024	September	5,939	6,496	9.4 %
2024	October	4,052	4,556	12.4 %
2024	November	3,096	2,985	-3.6 %
2024	December	2,634	2,880	9.3 %
2025	January	2,332	2,581	10.7 %
2025	February	2,640	2,894	9.6 %
2025	March	3,751	3,674	-2.1 %
2025	April	4,556	5,531	21.4 %
Total		50,412	58,026	15.1 %



LGVs



Kennacraig - Islay/C'say/Oban				
Year	Month	Last Year	This Year	Var %
2024	May	27	33	22.2 %
2024	June	15	33	120.0 %
2024	July	43	17	-60.5 %
2024	August	38	24	-36.8 %
2024	September	18	18	0.0 %
2024	October	15	19	26.7 %
2024	November	11	16	45.5 %
2024	December	4	3	-25.0 %
2025	January	2	10	400.0 %
2025	February	6	13	116.7 %
2025	March	7	18	157.1 %
2025	April	22	25	13.6 %
Total		208	229	10.1 %

Kennacraig - Islay				
Year	Month	Last Year	This Year	Var %
2024	May	509	542	6.5 %
2024	June	363	619	70.5 %
2024	July	503	798	58.6 %
2024	August	480	685	42.7 %
2024	September	480	662	37.9 %
2024	October	337	660	95.8 %
2024	November	427	665	55.7 %
2024	December	374	472	26.2 %
2025	January	404	582	44.1 %
2025	February	482	653	35.5 %
2025	March	700	717	2.4 %
2025	April	559	776	38.8 %
Total		5,618	7,831	39.4 %



Motorhomes



Kennacraig - Islay/C'say/Oban				
Year	Month	Last Year	This Year	Var %
2024	May	24	42	75.0 %
2024	June	5	22	340.0 %
2024	July	29	14	-51.7 %
2024	August	22	25	13.6 %
2024	September	23	21	-8.7 %
2024	October	6	5	-16.7 %
2024	November	3	1	-66.7 %
2024	December	0	4	0.0 %
2025	January	2	1	-50.0 %
2025	February	4	4	0.0 %
2025	March	3	2	-33.3 %
2025	April	13	11	-15.4 %
Total		134	152	13.4 %

Kennacraig - Islay				
Year	Month	Last Year	This Year	Var %
2024	May	371	528	42.3 %
2024	June	200	438	119.0 %
2024	July	326	366	12.3 %
2024	August	406	410	1.0 %
2024	September	385	486	26.2 %
2024	October	107	196	83.2 %
2024	November	83	74	-10.8 %
2024	December	37	48	29.7 %
2025	January	28	44	57.1 %
2025	February	28	53	89.3 %
2025	March	153	117	-23.5 %
2025	April	238	336	41.2 %
Total		2,362	3,096	31.1 %



Reliability & Punctuality



Reliability

Route		Kennacraig - Islay		Kennacraig - Islay/C'say/Oban	
Year	Month	Contractual	Actual	Contractual	Actual
2024	May	99.2%	93.9%	86.0%	62.0%
	June	100.0%	85.1%	100.0%	57.1%
	July	100.0%	80.7%	100.0%	57.9%
	August	95.5%	92.9%	89.8%	65.3%
	September	100.0%	93.7%	100.0%	65.9%
	October	94.3%	88.7%	100.0%	53.1%
	November	100.0%	95.4%	100.0%	80.0%
	December	100.0%	89.8%	100.0%	62.5%
2025	January	100.0%	94.2%	100.0%	75.0%
	February	98.6%	93.8%	100.0%	75.0%
	March	100.0%	100.0%	100.0%	93.8%
	April	100.0%	97.7%	100.0%	100.0%

Punctuality

Route		Kennacraig - Islay		Kennacraig - Islay/C'say/Oban	
Year	Month	Contractual	Actual	Contractual	Actual
2024	May	98.8%	75.2%	100.0%	54.8%
	June	99.1%	92.0%	96.4%	67.9%
	July	99.5%	89.4%	100.0%	72.7%
	August	99.6%	95.6%	100.0%	87.5%
	September	99.6%	94.1%	100.0%	82.8%
	October	98.5%	91.2%	100.0%	70.6%
	November	99.3%	95.1%	100.0%	75.0%
	December	98.5%	90.2%	100.0%	70.0%
2025	January	95.9%	94.6%	100.0%	50.0%
	February	96.3%	82.2%	100.0%	50.0%
	March	99.4%	93.1%	86.7%	46.7%
	April	98.8%	95.0%	100.0%	100.0%





Reliability & Punctuality Summary

Summary of Scheduled, Operated, Cancelled & Diverted Sailings by Route and Leg

Year	Month	Route	Leg	Operated Sailings	Scheduled Sailings	Additional Sailings	Cancelled Sailings	Diverted Sailings
2025	April	Kennacraig - Islay	Kennacraig-Port Askaig	65	66	1	2	2
2025	April	Kennacraig - Islay	Kennacraig-Port Ellen	66	64	3	1	1
2025	April	Kennacraig - Islay	Port Askaig-Kennacraig	68	67	2	1	0
2025	April	Kennacraig - Islay	Port Ellen-Kennacraig	68	67	3	2	0
2025	April	Kennacraig - Islay/C'say/Oban	Colonsay-Oban	5	5	0	0	0
2025	April	Kennacraig - Islay/C'say/Oban	Colonsay-Port Askaig	6	5	1	0	0
2025	April	Kennacraig - Islay/C'say/Oban	Kennacraig-Port Askaig	6	5	1	0	0
2025	April	Kennacraig - Islay/C'say/Oban	Oban-Colonsay	5	5	0	0	0
2025	April	Kennacraig - Islay/C'say/Oban	Port Askaig-Colonsay	6	5	1	0	0
2025	April	Kennacraig - Islay/C'say/Oban	Port Askaig-Kennacraig	2	2	0	0	0
Total				297	291	12	6	3

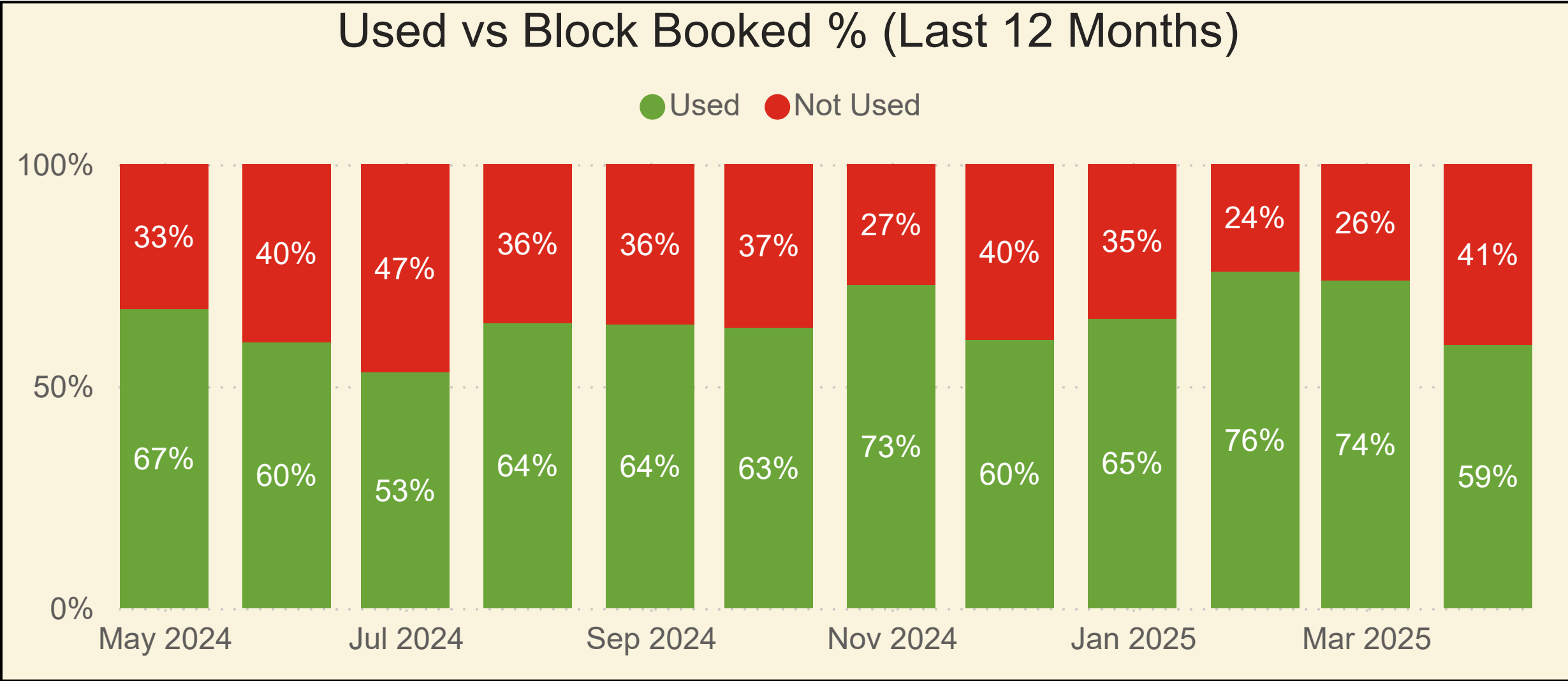
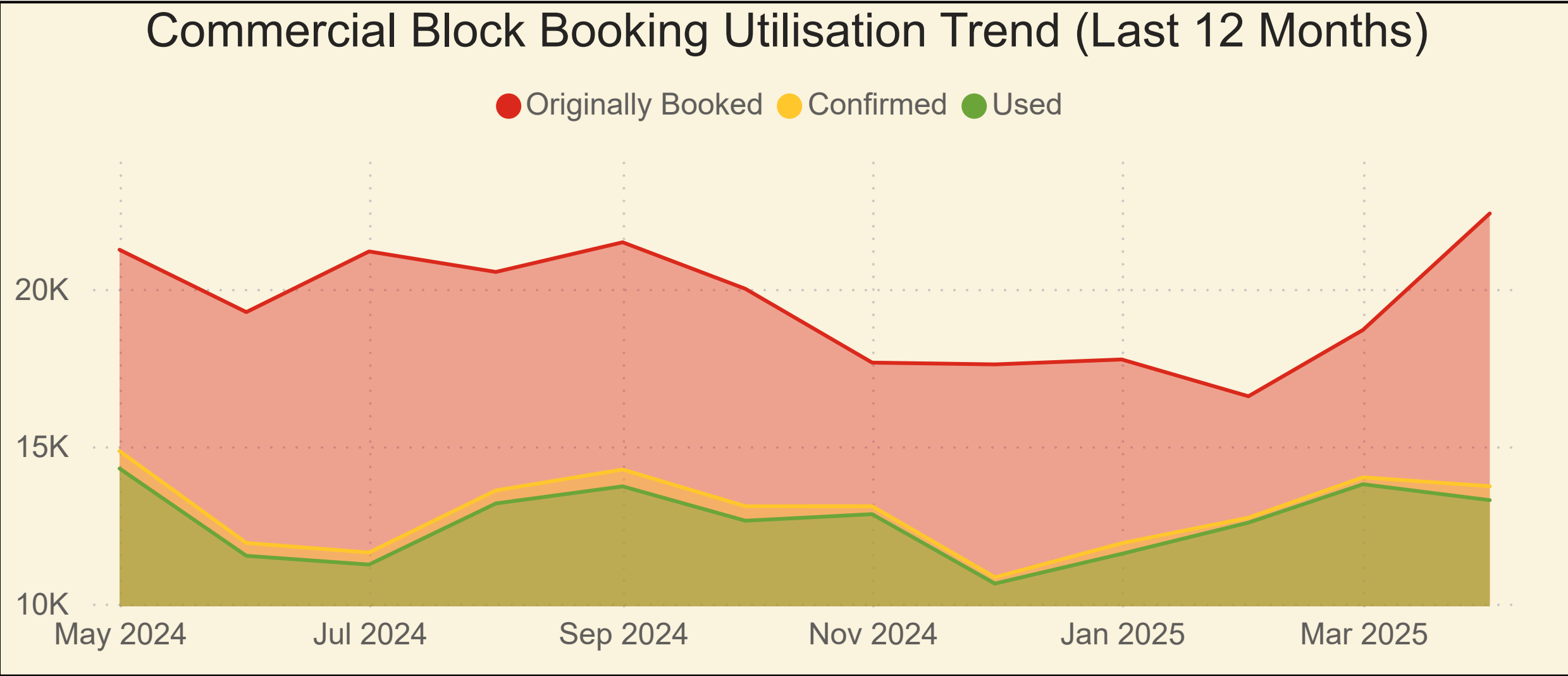
Summary of Cancellations, Lateness & Relief Events by Route and Leg

Year	Month	Route	Leg	Cancelled Sailings	Cancelled (Relief)	Cancelled (No Relief)	On Time	Level 1 Late	Level 1 (Relief)	Level 1 (No Relief)	Level 2 Late	Level 2 (Relief)	Level 2 (No Relief)
2025	April	Kennacraig - Islay	Kennacraig-Port Askaig	2	2	0	58	5	2	3	1	1	0
2025	April	Kennacraig - Islay	Kennacraig-Port Ellen	1	1	0	61	0	0	0	2	2	0
2025	April	Kennacraig - Islay	Port Askaig-Kennacraig	1	1	0	61	2	2	0	3	3	0
2025	April	Kennacraig - Islay	Port Ellen-Kennacraig	2	2	0	65	0	0	0	0	0	0
2025	April	Kennacraig - Islay/C'say/Oban	Colonsay-Oban	0	0	0	5	0	0	0	0	0	0
2025	April	Kennacraig - Islay/C'say/Oban	Colonsay-Port Askaig	0	0	0	5	0	0	0	0	0	0
2025	April	Kennacraig - Islay/C'say/Oban	Kennacraig-Port Askaig	0	0	0	5	0	0	0	0	0	0
2025	April	Kennacraig - Islay/C'say/Oban	Oban-Colonsay	0	0	0	5	0	0	0	0	0	0
2025	April	Kennacraig - Islay/C'say/Oban	Port Askaig-Colonsay	0	0	0	5	0	0	0	0	0	0
2025	April	Kennacraig - Islay/C'say/Oban	Port Askaig-Kennacraig	0	0	0	2	0	0	0	0	0	0
Total				6	6	0	272	7	4	3	6	6	0



Block Booked vs Utilised

Route Name	Month Year	Originally Booked	Booked 24hrs Prior	Confirmed	No Show	Used	Confirmed vs Block Booked	Used vs Confirmed	Used vs Block Booked
Kennacraig - Islay	May-2024	21,241	16,523	14,845	554	14,291	70%	96%	67%
Kennacraig - Islay	Jun-2024	19,261	13,493	11,926	408	11,518	62%	97%	60%
Kennacraig - Islay	Jul-2024	21,188	13,721	11,622	383	11,239	55%	97%	53%
Kennacraig - Islay	Aug-2024	20,537	15,362	13,595	414	13,181	66%	97%	64%
Kennacraig - Islay	Sep-2024	21,479	15,712	14,260	536	13,724	66%	96%	64%
Kennacraig - Islay	Oct-2024	20,001	14,595	13,094	461	12,633	65%	96%	63%
Kennacraig - Islay	Nov-2024	17,656	13,629	13,093	253	12,840	74%	98%	73%
Kennacraig - Islay	Dec-2024	17,600	11,720	10,835	200	10,635	62%	98%	60%
Kennacraig - Islay	Jan-2025	17,756	12,622	11,918	337	11,581	67%	97%	65%
Kennacraig - Islay	Feb-2025	16,587	13,489	12,729	157	12,572	77%	99%	76%
Kennacraig - Islay	Mar-2025	18,695	14,947	14,011	220	13,791	75%	98%	74%
Kennacraig - Islay	Apr-2025	22,395	15,043	13,729	443	13,286	61%	97%	59%
Total		234,395	170,855	155,658	4,365	151,293	66%	97%	65%



**Note:** This report shows block bookings made by block booking customers for any commercial vehicle over 6 metres in length or any LGV that consumes High Lane Metreage. It does not include any bookings on sailings that were cancelled by CalMac. High Lane Metreage refers to deck meterage for high vehicles such as Commercials or LGVs.