







OBAN – LOCHBOISDALE (OBA – LBO)

Table 20A

						
DAY	Train arrives Oban	Oban Depart	Lochboisdale Arrive	Lochboisdale Depart	Oban Arrive	Train departs Oban
<b>OPERATES 3 – 22 APRIL</b>						
<b>MON</b>	1349	1500	2035	0755	1330	1447
<b>TUE</b>	1349	1500	2035	0755	1330	1447
<b>WED</b>	1349	1500	2035	0755	1330	1447
<b>THU</b>	1349	1500	2035	0755	1330	1447
<b>FRI</b>	1349	1500	2035	0755	1330	1447
<b>SAT</b>	1349	1445	2020	0800	1335	1605
<b>SUN</b>	1305	1330	1905	0720	1255	1605

**TIDAL AMENDMENTS**

Timing may vary according to tidal conditions and in some circumstances may differ from the published timetable on the following dates: March: 29, 30, 31; April: 1, 2, 12, 14, 26, 27, 28, 29, 30; May: 12, 23, 26, 27, 28, 29; June: 26, 27, 30; July: 17, 25, 26; August: 9, 10, 14, 23, 24, 25; September: 7, 8, 9, 10, 21, 22, 23; October: 6, 7, 8, 9. For more information before travelling during these dates, please check [www.calmac.co.uk/service-changes](http://www.calmac.co.uk/service-changes)

**NOTE**

All vehicle drivers and their passengers must be in possession of a valid travel ticket and be available for boarding no later than 45 minutes before departure otherwise travel cannot be guaranteed. Foot passenger check-in closes 30 minutes before departure

Commercial vehicle bookings are handled at individual ports. When calling your selected port to make a commercial vehicle booking, please select option 2 on a touch-tone phone. Contact Mallaig port office on 01687 310240 or Lochboisdale on 01878 790218

An amended timetable will operate on Monday 14 July 2025 due to TMF. Please see [www.calmac.co.uk/service-changes](http://www.calmac.co.uk/service-changes) for details

Train connections are not guaranteed as some trains arrive/depart with less than the necessary transfer time. Please visit [www.scotrail.co.uk](http://www.scotrail.co.uk) for the latest info before travelling

Train times displayed are valid from 23 March 2025

Groups of 6 or more pedal cycles must inform the relevant port office in advance of travel. It should be noted that as we may not be able to offer the first sailing of choice, therefore groups may not always be able to travel together

Light goods vehicles exceeding 6 metres in length or 3.5 tonnes in weight, or 3 metres in height, or 2.3 metres in width are charged at commercial vehicle rate