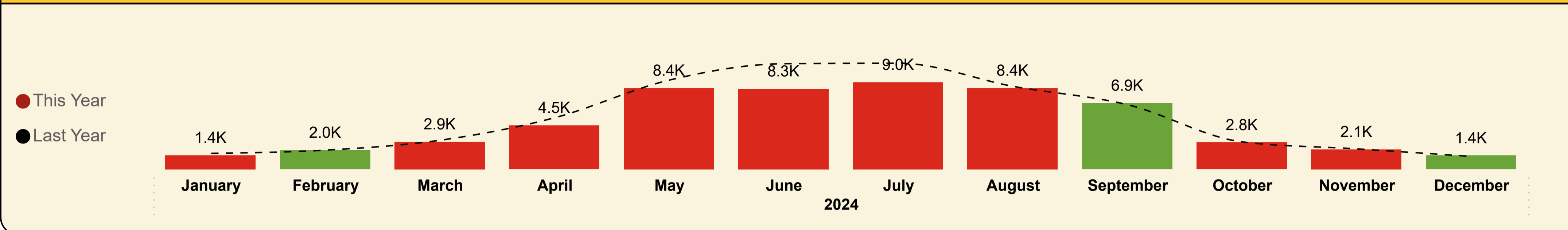




Shipped Passengers

Ardmhor (Barra) - Eriskay



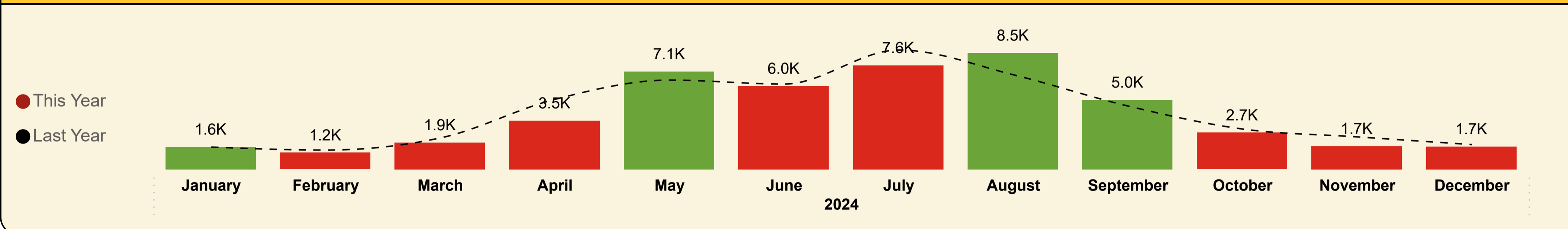
This Month YoY

1,426
LY: 1,331 (+7.14%)

YoY

58,169
LY: 64,746 (-10.16%)

Oban - Castlebay/Lochboisdale



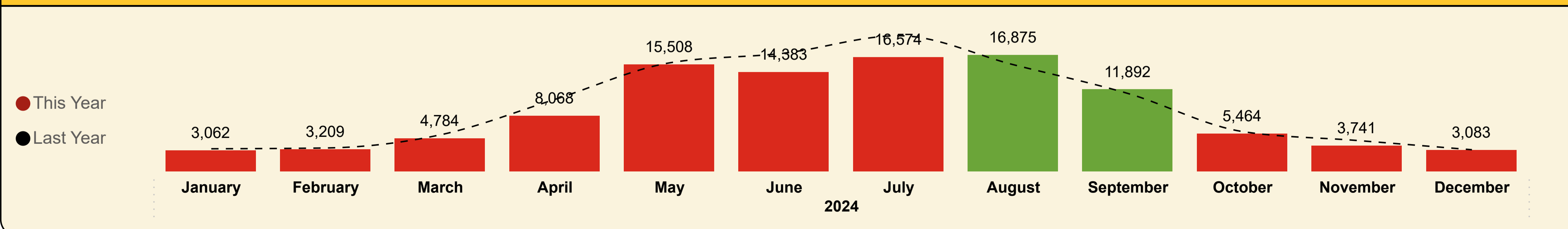
This Month YoY

1,657
LY: 1,796 (-7.74%)

YoY

48,474
LY: 50,232 (-3.5%)

Barra Total



This Month YoY

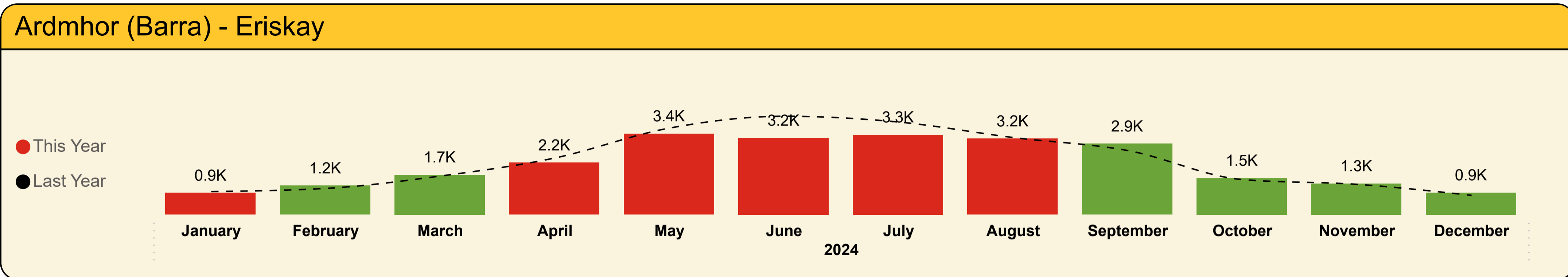
3,083
LY: 3,127 (-1.41%)

YoY

106,643
LY: 114,978 (-7.25%)



Shipped Cars

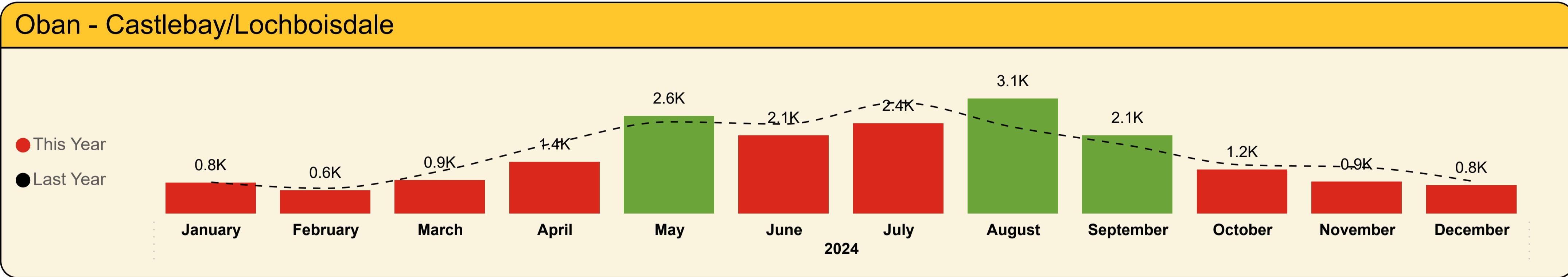


This Month YoY

909
LY: 801 (+13.48%)

YoY

25,638
LY: 26,943 (-4.84%)

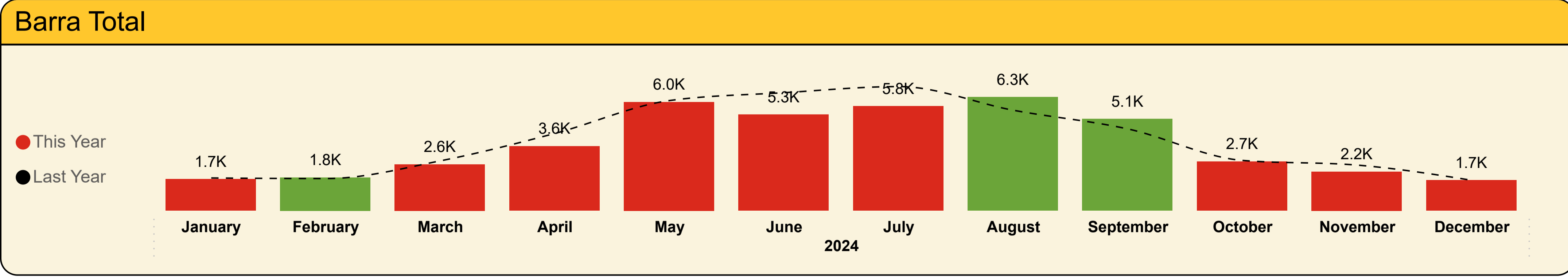


This Month YoY

767
LY: 876 (-12.44%)

YoY

18,984
LY: 20,104 (-5.57%)



This Month YoY

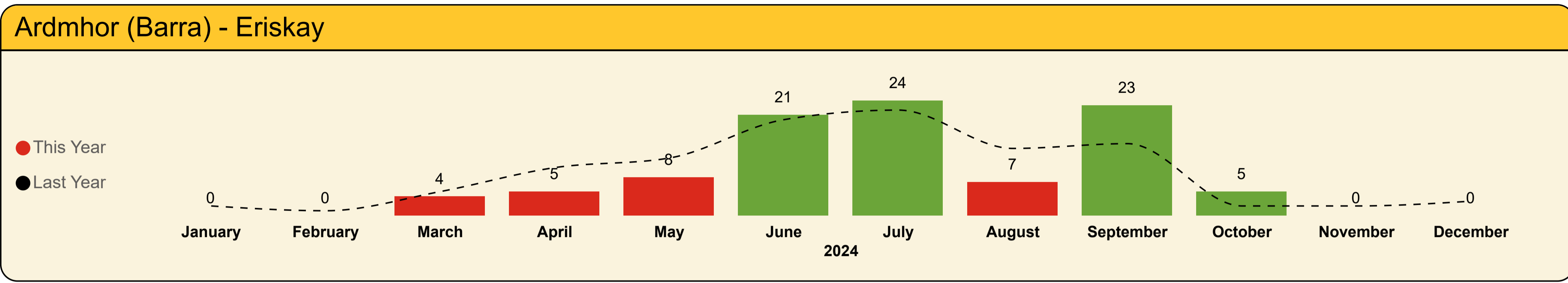
1,676
LY: 1,677 (-0.06%)

YoY

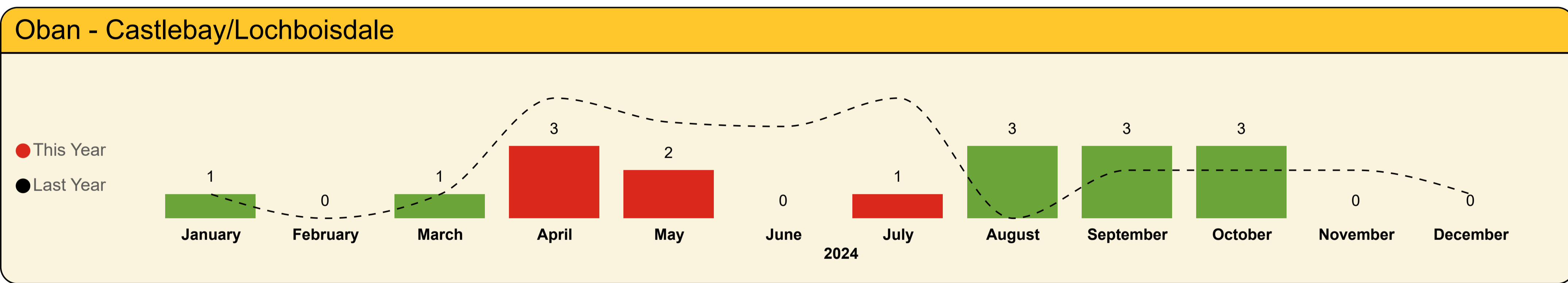
44,622
LY: 47,047 (-5.16%)



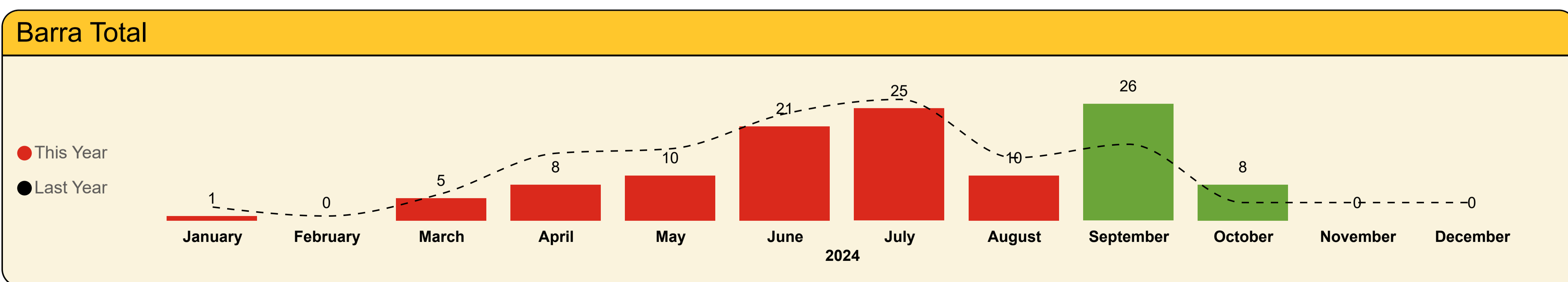
Shipped Coaches



This Month YoY
0 LY: 3 (-100%)
YoY
97 LY: 108 (-10.19%)



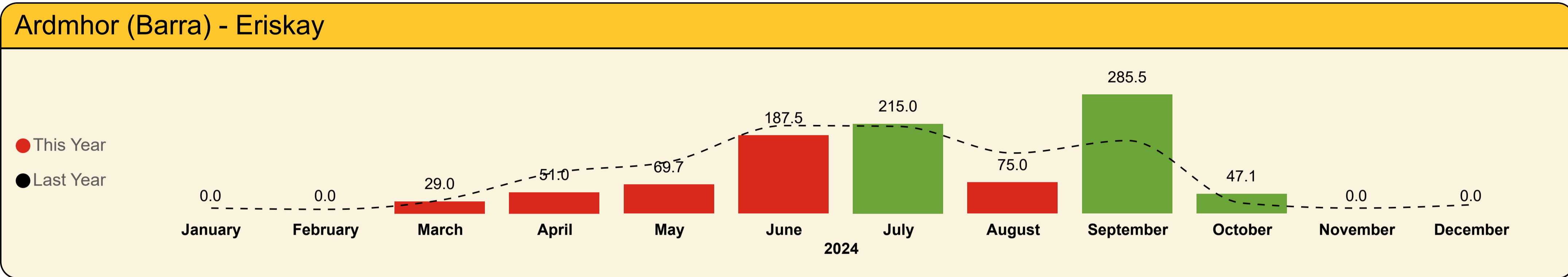
This Month YoY
0 LY: 1 (-100%)
YoY
17 LY: 27 (-36.61%)



This Month YoY
0 LY: 4 (-100%)
YoY
114 LY: 135 (-15.44%)



Shipped Coach Metres

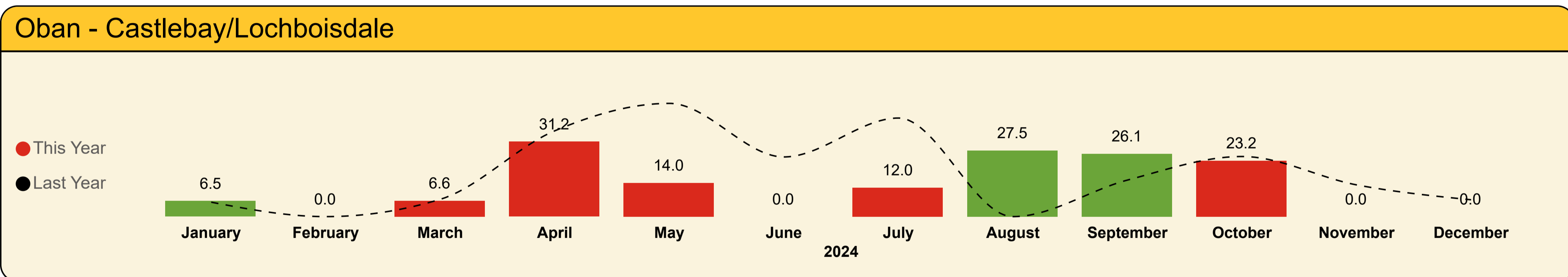


This Month YoY

0.0
LY: 21.0 (-100%)

YoY

959.8
LY: 1.1K (-10.85%)

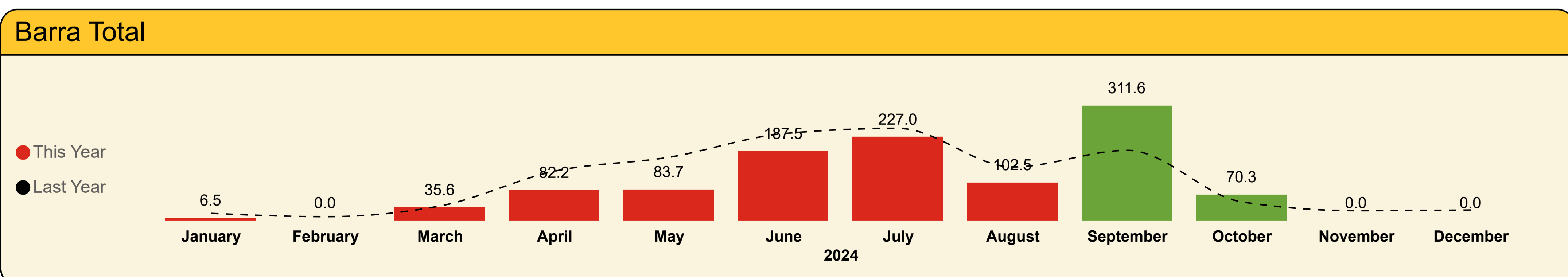


This Month YoY

0.0
LY: 7.0 (-100%)

YoY

147.1
LY: 222.2 (-33.8%)



This Month YoY

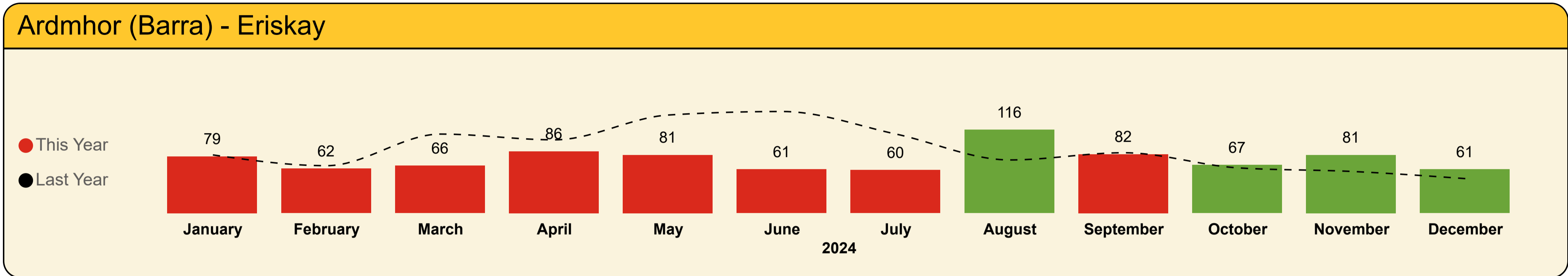
0.0
LY: 28.0 (-100%)

YoY

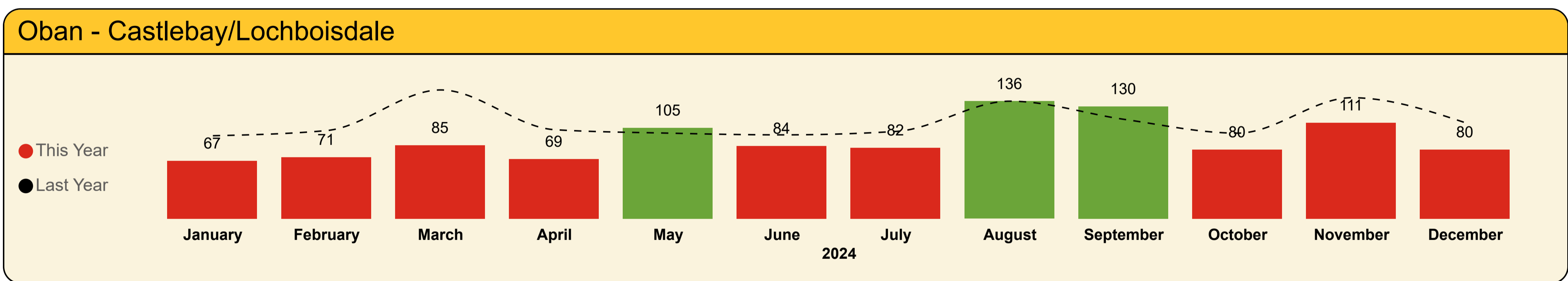
1.1K
LY: 1.3K (-14.78%)



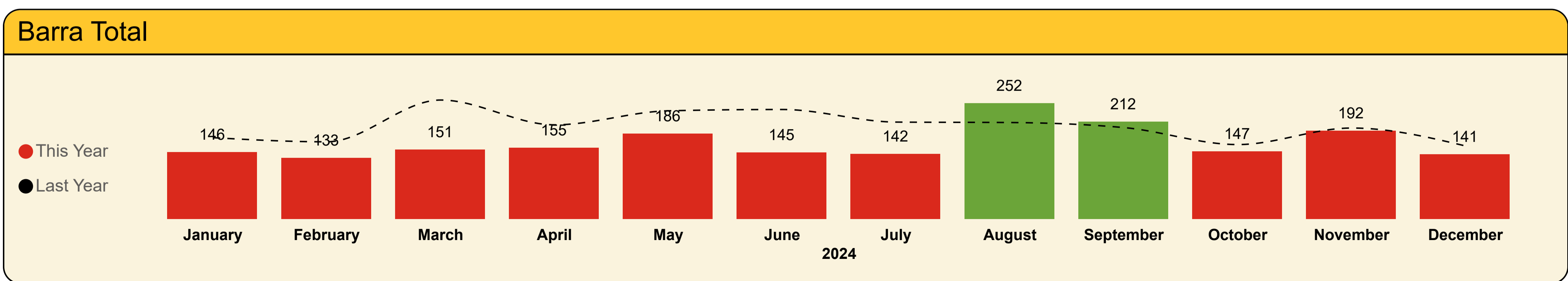
Shipped Commercial Vehicles



This Month YoY
61 LY: 48 (+27.08%)
YoY
902 LY: 1,074 (-16.01%)



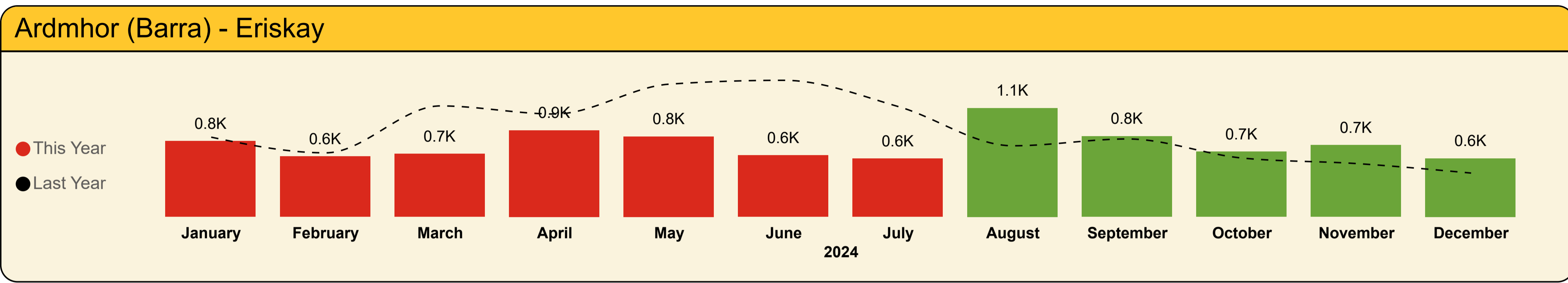
This Month YoY
80 LY: 111 (-27.93%)
YoY
1,100 LY: 1,348 (-18.4%)



This Month YoY
141 LY: 159 (-11.32%)
YoY
2,002 LY: 2,422 (-17.34%)



Shipped Commercial Vehicle Metres

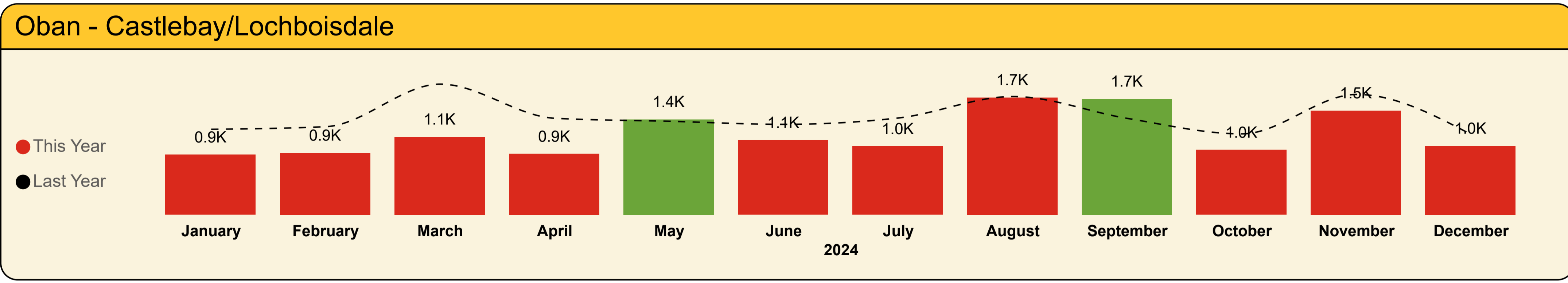


This Month YoY

606.5
LY: 454.5 (+33.44%)

YoY

9.0K
LY: 10.8K (-16.4%)

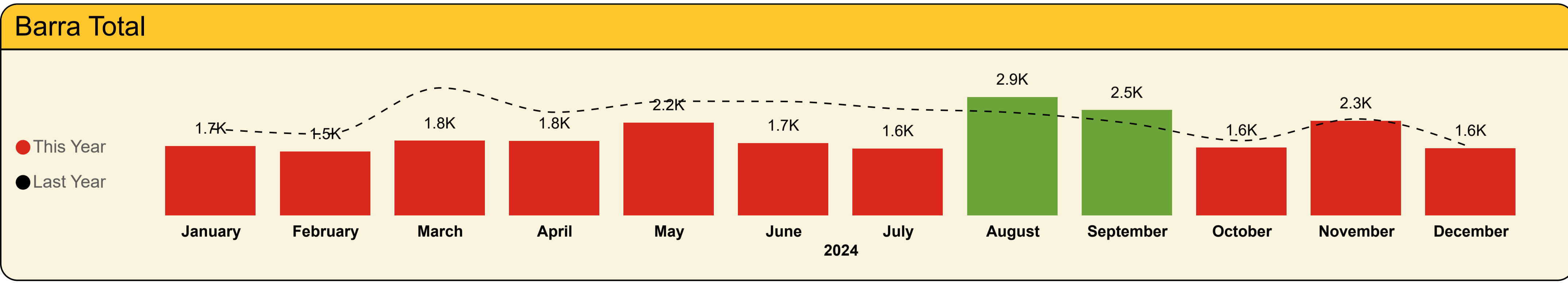


This Month YoY

1.0K
LY: 1.2K (-14.65%)

YoY

14.3K
LY: 17.4K (-17.68%)



This Month YoY

1.6K
LY: 1.6K (-1.33%)

YoY

23.4K
LY: 28.2K (-17.19%)



Barra Total

Contractual Carrying Groups




This Month YoY
3,083
LY: 3,127 (-1.41%)

YoY
106,643
LY: 114,978 (-7.25%)



This Month YoY
1,676
LY: 1,677 (-0.06%)

YoY
44,622
LY: 47,047 (-5.16%)



This Month YoY
0.0
LY: 28.0 (-100%)

YoY
1.1K
LY: 1.3K (-14.78%)



This Month YoY
1.6K
LY: 1.6K (-1.33%)

YoY
23.4K
LY: 28.2K (-17.19%)

Passengers

Year	Month	Last Year	This Year	Variance %
2024	January	3,266	3,062	-6.2 %
2024	February	3,384	3,209	-5.2 %
2024	March	5,293	4,784	-9.6 %
2024	April	10,434	8,068	-22.7 %
2024	May	15,727	15,508	-1.4 %
2024	June	17,132	14,383	-16.0 %
2024	July	19,655	16,574	-15.7 %
2024	August	15,454	16,875	9.2 %
2024	September	11,278	11,892	5.4 %
2024	October	5,760	5,464	-5.1 %
2024	November	4,467	3,741	-16.3 %
2024	December	3,127	3,083	-1.4 %
Total		114,978	106,643	-7.2 %

Cars

Year	Month	Last Year	This Year	Variance %
2024	January	1,805	1,738	-3.7 %
2024	February	1,772	1,836	3.6 %
2024	March	2,752	2,558	-7.0 %
2024	April	4,266	3,557	-16.6 %
2024	May	6,079	5,997	-1.3 %
2024	June	6,512	5,301	-18.6 %
2024	July	6,849	5,762	-15.9 %
2024	August	5,541	6,270	13.2 %
2024	September	4,508	5,061	12.3 %
2024	October	2,772	2,712	-2.2 %
2024	November	2,515	2,154	-14.4 %
2024	December	1,677	1,676	-0.1 %
Total		47,047	44,622	-5.2 %

Coach Metres

Year	Month	Last Year	This Year	Variance %
2024	January	19.0	6.5	-65.8 %
2024	February	10.0	0.0	-100.0 %
2024	March	39.2	35.6	-9.2 %
2024	April	133.7	82.2	-38.5 %
2024	May	171.6	83.7	-51.2 %
2024	June	235.8	187.5	-20.5 %
2024	July	250.0	227.0	-9.2 %
2024	August	145.1	102.5	-29.4 %
2024	September	190.2	311.6	63.8 %
2024	October	50.0	70.3	40.6 %
2024	November	26.2	0.0	-100.0 %
2024	December	28.0	0.0	-100.0 %
Total		1,298.8	1,106.9	-14.8 %

Commercial Vehicle Metres

Year	Month	Last Year	This Year	Variance %
2024	January	2,090.1	1,674.4	-19.9 %
2024	February	1,965.9	1,540.1	-21.7 %
2024	March	3,080.9	1,803.1	-41.5 %
2024	April	2,493.2	1,798.2	-27.9 %
2024	May	2,758.9	2,243.6	-18.7 %
2024	June	2,753.4	1,743.6	-36.7 %
2024	July	2,574.3	1,616.9	-37.2 %
2024	August	2,484.4	2,859.6	15.1 %
2024	September	2,231.8	2,545.3	14.0 %
2024	October	1,806.2	1,634.8	-9.5 %
2024	November	2,330.5	2,282.3	-2.1 %
2024	December	1,641.7	1,619.8	-1.3 %
Total		28,211.2	23,361.7	-17.2 %



This Month YoY

1,426

LY: 1,331 (+7.14%)

YoY

58,169

LY: 64,746 (-10.16%)



This Month YoY


909

LY: 801 (+13.48%)

YoY

25,638

LY: 26,943 (-4.84%)



This Month YoY

0.0

LY: 21.0 (-100%)

YoY

959.8

LY: 1.1K (-10.85%)



This Month YoY

606.5

LY: 454.5 (+33.44%)

YoY

9.0K

LY: 10.8K (-16.4%)

Passengers

Year	Month	Last Year	This Year	Variance %
2024	January	1,650	1,441	-12.7 %
2024	February	1,986	1,996	0.5 %
2024	March	3,012	2,852	-5.3 %
2024	April	5,352	4,541	-15.2 %
2024	May	9,250	8,418	-9.0 %
2024	June	10,943	8,344	-23.8 %
2024	July	10,994	9,019	-18.0 %
2024	August	8,594	8,424	-2.0 %
2024	September	6,685	6,853	2.5 %
2024	October	2,836	2,795	-1.4 %
2024	November	2,112	2,060	-2.5 %
2024	December	1,331	1,426	7.1 %
Total		64,746	58,169	-10.2 %

Cars

Year	Month	Last Year	This Year	Variance %
2024	January	959	904	-5.7 %
2024	February	1,090	1,209	10.9 %
2024	March	1,605	1,656	3.2 %
2024	April	2,357	2,162	-8.3 %
2024	May	3,600	3,362	-6.6 %
2024	June	4,092	3,187	-22.1 %
2024	July	3,851	3,324	-13.7 %
2024	August	3,206	3,161	-1.4 %
2024	September	2,665	2,947	10.6 %
2024	October	1,458	1,522	4.4 %
2024	November	1,259	1,295	2.9 %
2024	December	801	909	13.5 %
Total		26,943	25,638	-4.8 %

Coach Metres

Year	Month	Last Year	This Year	Variance %
2024	January	13.0	0.0	-100.0 %
2024	February	10.0	0.0	-100.0 %
2024	March	32.0	29.0	-9.4 %
2024	April	98.0	51.0	-48.0 %
2024	May	124.5	69.7	-44.0 %
2024	June	211.0	187.5	-11.1 %
2024	July	209.0	215.0	2.9 %
2024	August	145.1	75.0	-48.3 %
2024	September	175.0	285.5	63.1 %
2024	October	25.0	47.1	88.4 %
2024	November	13.0	0.0	-100.0 %
2024	December	21.0	0.0	-100.0 %
Total		1,076.6	959.8	-10.8 %

Commercial Vehicle Metres

Year	Month	Last Year	This Year	Variance %
2024	January	827.0	786.0	-5.0 %
2024	February	664.5	628.0	-5.5 %
2024	March	1,151.5	654.0	-43.2 %
2024	April	1,067.5	898.5	-15.8 %
2024	May	1,377.5	835.0	-39.4 %
2024	June	1,417.4	639.5	-54.9 %
2024	July	1,144.3	604.5	-47.2 %
2024	August	737.7	1,130.2	53.2 %
2024	September	808.5	836.5	3.5 %
2024	October	610.5	676.6	10.8 %
2024	November	553.0	745.0	34.7 %
2024	December	454.5	606.5	33.4 %
Total		10,813.8	9,040.3	-16.4 %



Oban - Castlebay/Lochboisdale

Contractual Carrying Groups



This Month YoY

1,657

LY: 1,796 (-7.74%)

YoY

48,474

LY: 50,232 (-3.5%)



This Month YoY


767

LY: 876 (-12.44%)

YoY

18,984

LY: 20,104 (-5.57%)



This Month YoY

0.0

LY: 7.0 (-100%)

YoY

147.1

LY: 222.2 (-33.8%)



This Month YoY

1.0K

LY: 1.2K (-14.65%)

YoY

14.3K

LY: 17.4K (-17.68%)

Passengers

Year	Month	Last Year	This Year	Variance %
2024	January	1,616	1,621	0.3 %
2024	February	1,398	1,213	-13.2 %
2024	March	2,281	1,932	-15.3 %
2024	April	5,082	3,527	-30.6 %
2024	May	6,477	7,090	9.5 %
2024	June	6,189	6,039	-2.4 %
2024	July	8,661	7,555	-12.8 %
2024	August	6,860	8,451	23.2 %
2024	September	4,593	5,039	9.7 %
2024	October	2,924	2,669	-8.7 %
2024	November	2,355	1,681	-28.6 %
2024	December	1,796	1,657	-7.7 %
Total		50,232	48,474	-3.5 %

Cars

Year	Month	Last Year	This Year	Variance %
2024	January	846	834	-1.4 %
2024	February	682	627	-8.1 %
2024	March	1,147	902	-21.4 %
2024	April	1,909	1,395	-26.9 %
2024	May	2,478	2,635	6.3 %
2024	June	2,420	2,114	-12.6 %
2024	July	2,998	2,438	-18.7 %
2024	August	2,335	3,109	33.1 %
2024	September	1,843	2,114	14.7 %
2024	October	1,314	1,190	-9.4 %
2024	November	1,256	859	-31.6 %
2024	December	876	767	-12.4 %
Total		20,104	18,984	-5.6 %

Coach Metres

Year	Month	Last Year	This Year	Variance %
2024	January	6.0	6.5	8.3 %
2024	February	0.0	0.0	0.0 %
2024	March	7.2	6.6	-8.3 %
2024	April	35.7	31.2	-12.6 %
2024	May	47.1	14.0	-70.3 %
2024	June	24.8	0.0	-100.0 %
2024	July	41.0	12.0	-70.7 %
2024	August	0.0	27.5	0.0 %
2024	September	15.2	26.1	71.7 %
2024	October	25.0	23.2	-7.2 %
2024	November	13.2	0.0	-100.0 %
2024	December	7.0	0.0	-100.0 %
Total		222.2	147.1	-33.8 %

Commercial Vehicle Metres

Year	Month	Last Year	This Year	Variance %
2024	January	1,263.1	888.4	-29.7 %
2024	February	1,301.4	912.1	-29.9 %
2024	March	1,929.4	1,149.1	-40.4 %
2024	April	1,425.7	899.7	-36.9 %
2024	May	1,381.4	1,408.6	2.0 %
2024	June	1,336.0	1,104.1	-17.4 %
2024	July	1,430.0	1,012.4	-29.2 %
2024	August	1,746.7	1,729.4	-1.0 %
2024	September	1,423.3	1,708.8	20.1 %
2024	October	1,195.7	958.2	-19.9 %
2024	November	1,777.5	1,537.3	-13.5 %
2024	December	1,187.2	1,013.3	-14.6 %
Total		17,397.4	14,321.4	-17.7 %



Cars



Ardmhor (Barra) - Eriskay

Year	Month	Last Year	This Year	Var %
2024	January	741	467	-37.0 %
2024	February	897	530	-40.9 %
2024	March	1,236	776	-37.2 %
2024	April	1,829	1,234	-32.5 %
2024	May	1,680	1,453	-13.5 %
2024	June	1,571	1,684	7.2 %
2024	July	1,293	1,732	34.0 %
2024	August	1,385	2,110	52.3 %
2024	September	1,039	1,491	43.5 %
2024	October	598	837	40.0 %
2024	November	561	680	21.2 %
2024	December	355	362	2.0 %
Total		13,185	13,356	1.3 %

Oban - Castlebay/Lochboisdale

Year	Month	Last Year	This Year	Var %
2024	January	669	690	3.1 %
2024	February	516	528	2.3 %
2024	March	863	745	-13.7 %
2024	April	1,377	1,319	-4.2 %
2024	May	1,271	2,070	62.9 %
2024	June	1,156	1,875	62.2 %
2024	July	1,987	2,265	14.0 %
2024	August	1,315	2,408	83.1 %
2024	September	1,182	1,534	29.8 %
2024	October	1,012	924	-8.7 %
2024	November	972	622	-36.0 %
2024	December	748	635	-15.1 %
Total		13,068	15,615	19.5 %



LGVs



Ardmhor (Barra) - Eriskay				
Year	Month	Last Year	This Year	Var %
2024	January	189	138	-27.0 %
2024	February	174	158	-9.2 %
2024	March	321	218	-32.1 %
2024	April	328	203	-38.1 %
2024	May	272	165	-39.3 %
2024	June	166	167	0.6 %
2024	July	126	185	46.8 %
2024	August	145	211	45.5 %
2024	September	103	211	104.9 %
2024	October	105	151	43.8 %
2024	November	165	157	-4.8 %
2024	December	119	99	-16.8 %
Total		2,213	2,063	-6.8 %

Oban - Castlebay/Lochboisdale				
Year	Month	Last Year	This Year	Var %
2024	January	151	79	-47.7 %
2024	February	139	88	-36.7 %
2024	March	231	109	-52.8 %
2024	April	260	139	-46.5 %
2024	May	206	194	-5.8 %
2024	June	140	153	9.3 %
2024	July	163	160	-1.8 %
2024	August	129	144	11.6 %
2024	September	117	183	56.4 %
2024	October	129	126	-2.3 %
2024	November	151	135	-10.6 %
2024	December	86	98	14.0 %
Total		1,902	1,608	-15.5 %



Motorhomes



Ardmhor (Barra) - Eriskay


Year	Month	Last Year	This Year	Var %
2024	January	2	13	550.0 %
2024	February	1	8	700.0 %
2024	March	20	51	155.0 %
2024	April	137	212	54.7 %
2024	May	265	513	93.6 %
2024	June	358	415	15.9 %
2024	July	210	358	70.5 %
2024	August	234	390	66.7 %
2024	September	256	416	62.5 %
2024	October	49	69	40.8 %
2024	November	13	18	38.5 %
2024	December	3	10	233.3 %
Total		1,548	2,473	59.8 %

Oban - Castlebay/Lochboisdale

Year	Month	Last Year	This Year	Var %
2024	January	11	17	54.5 %
2024	February	8	15	87.5 %
2024	March	23	49	113.0 %
2024	April	236	245	3.8 %
2024	May	383	697	82.0 %
2024	June	244	459	88.1 %
2024	July	307	416	35.5 %
2024	August	236	449	90.3 %
2024	September	281	385	37.0 %
2024	October	64	80	25.0 %
2024	November	26	23	-11.5 %
2024	December	11	7	-36.4 %
Total		1,830	2,842	55.3 %



Reliability & Punctuality



Reliability					
Route		Ardmhor (Barra) - Eriskay		Oban - Castlebay/Lochboisdale	
Year	Month	Contractual	Actual	Contractual	Actual
2024	January	100.0%	84.7%	100.0%	62.8%
	February	97.7%	89.5%	81.7%	58.5%
	March	100.0%	90.8%	100.0%	60.0%
	April	100.0%	92.5%	86.7%	76.7%
	May	98.7%	98.7%	100.0%	100.0%
	June	96.6%	95.3%	100.0%	96.7%
	July	95.8%	95.5%	100.0%	96.8%
	August	98.7%	94.7%	100.0%	96.8%
	September	98.6%	91.9%	100.0%	96.7%
	October	98.3%	81.0%	100.0%	80.4%
	November	100.0%	87.7%	56.4%	43.6%
	December	99.6%	77.1%	100.0%	84.1%
Total		98.6%	90.2%	92.7%	77.2%

Punctuality					
Route		Ardmhor (Barra) - Eriskay		Oban - Castlebay/Lochboisdale	
Year	Month	Contractual	Actual	Contractual	Actual
2024	January	100.0%	98.7%	90.7%	81.5%
	February	99.2%	97.5%	100.0%	79.2%
	March	99.2%	97.3%	95.2%	45.2%
	April	100.0%	99.6%	93.5%	89.1%
	May	99.3%	98.0%	100.0%	96.8%
	June	99.6%	99.3%	96.6%	84.5%
	July	98.0%	95.6%	93.3%	83.3%
	August	100.0%	100.0%	96.7%	85.0%
	September	100.0%	100.0%	100.0%	93.1%
	October	100.0%	98.8%	100.0%	84.4%
	November	100.0%	98.8%	97.1%	97.1%
	December	99.5%	97.5%	94.6%	70.3%
Total		99.6%	98.4%	96.5%	83.3%



Reliability & Punctuality Summary

Summary of Scheduled, Operated, Cancelled & Diverted Sailings
by Route & Leg

Year	Month	Route	Leg	Operated Sailings	Scheduled Sailings	Additional Sailings	Cancelled Sailings	Diverted Sailings
2024	December	Ardmhor (Barra) - Eriskay	Ardmhor-Eriskay	109	131	8	30	0
2024	December	Ardmhor (Barra) - Eriskay	Eriskay-Ardmhor	109	131	8	30	0
2024	December	Oban - Castlebay/Lochboisdale	Castlebay-Lochboisdale	1		1	0	0
2024	December	Oban - Castlebay/Lochboisdale	Castlebay-Oban	19	22	1	4	0
2024	December	Oban - Castlebay/Lochboisdale	Lochboisdale-Castlebay	1		1	0	0
2024	December	Oban - Castlebay/Lochboisdale	Oban-Castlebay	20	22	1	3	0
2024	December	Oban - Castlebay/Lochboisdale	Oban-Lochboisdale	4		4	0	0
Total				263	306	24	67	0

Summary of Cancellations, Lateness & Relief Events
by Route & Leg

Year	Month	Route	Leg	Cancelled Sailings	Cancelled (Relief)	Cancelled (No Relief)	On Time	Level 1 Late	Level 1 (Relief)	Level 1 (No Relief)	Level 2 Late	Level 2 (Relief)	Level 2 (No Relief)
2024	December	Ardmhor (Barra) - Eriskay	Ardmhor-Eriskay	30	30	0	98	0	0	0	3	2	1
2024	December	Ardmhor (Barra) - Eriskay	Eriskay-Ardmhor	30	29	1	99	0	0	0	2	2	0
2024	December	Oban - Castlebay/Lochboisdale	Castlebay-Lochboisdale	0	0	0	0	0	0	0	0	0	0
2024	December	Oban - Castlebay/Lochboisdale	Castlebay-Oban	4	4	0	15	2	1	1	1	1	0
2024	December	Oban - Castlebay/Lochboisdale	Lochboisdale-Castlebay	0	0	0	0	0	0	0	0	0	0
2024	December	Oban - Castlebay/Lochboisdale	Oban-Castlebay	3	3	0	11	5	5	0	3	2	1
2024	December	Oban - Castlebay/Lochboisdale	Oban-Lochboisdale	0	0	0	0	0	0	0	0	0	0
Total				67	66	1	223	7	6	1	9	7	2