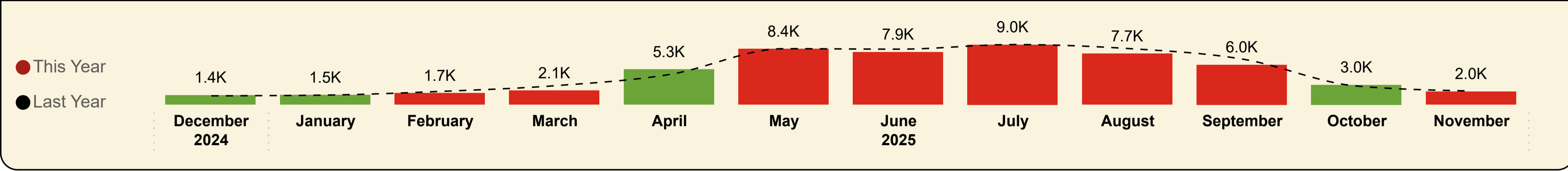




Shipped Passengers

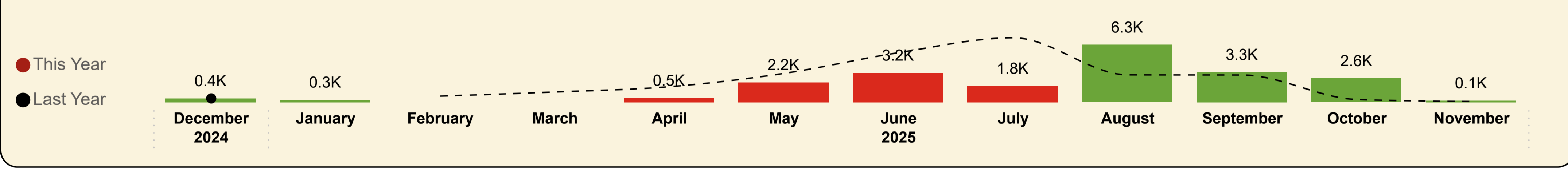
Ardmhor (Barra) - Eriskay



This Month YoY
1,971
LY: 2,060 (-4.32%)

YoY
55,983
LY: 58,112 (-3.7%)

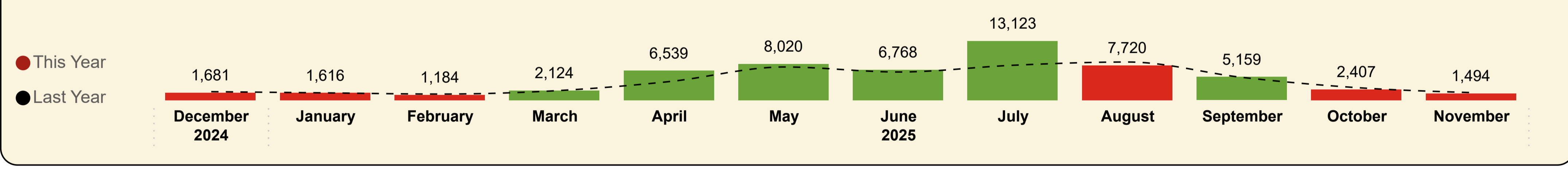
Mallaig - Lochboisdale



This Month YoY
144
LY: 82 (+75.61%)

YoY
20,697
LY: 26,036 (-20.5%)

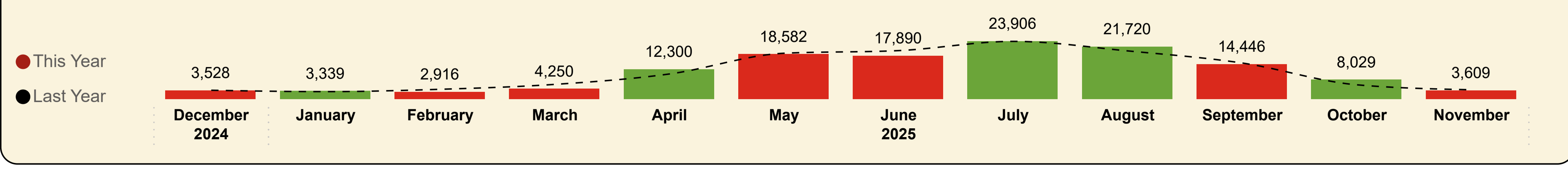
Oban - Castlebay/Lochboisdale



This Month YoY
1,494
LY: 1,681 (-11.12%)

YoY
57,835
LY: 50,345 (+14.9%)

South Uist Total



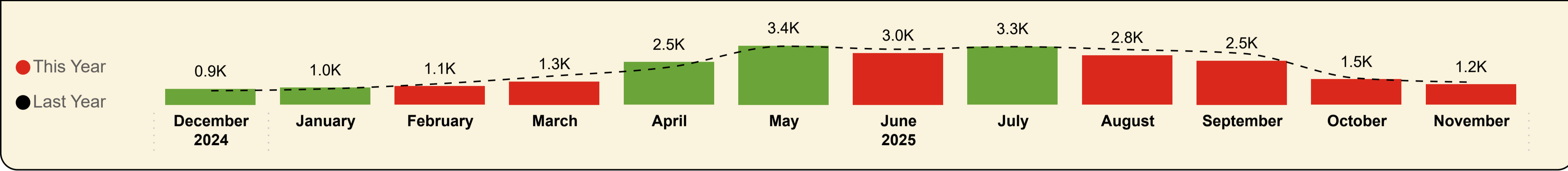
This Month YoY
3,609
LY: 3,823 (-5.6%)

YoY
134,515
LY: 134,493 (+0%)



Shipped Cars

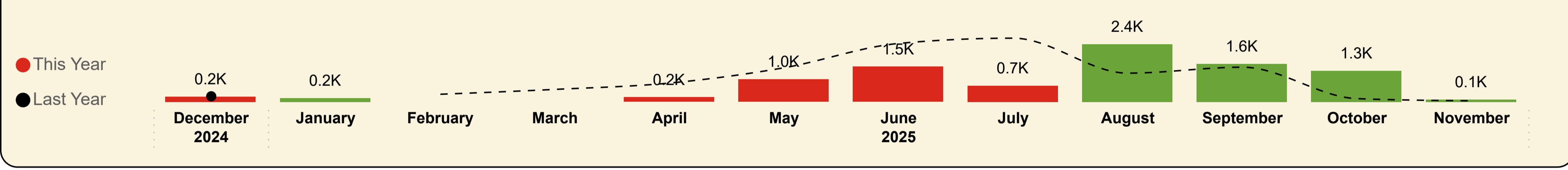
Ardmhor (Barra) - Eriskay



This Month YoY
1,173
LY: 1,295 (-9.42%)

YoY
24,430
LY: 25,553 (-4.4%)

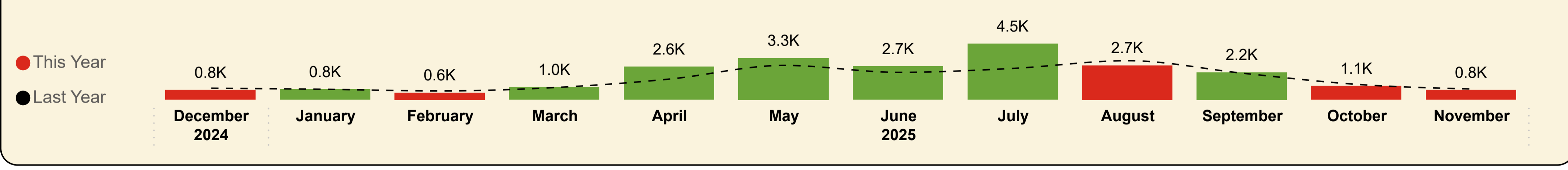
Mallaig - Lochboisdale



This Month YoY
99
LY: 44 (+125%)

YoY
9,154
LY: 11,337 (-19.3%)

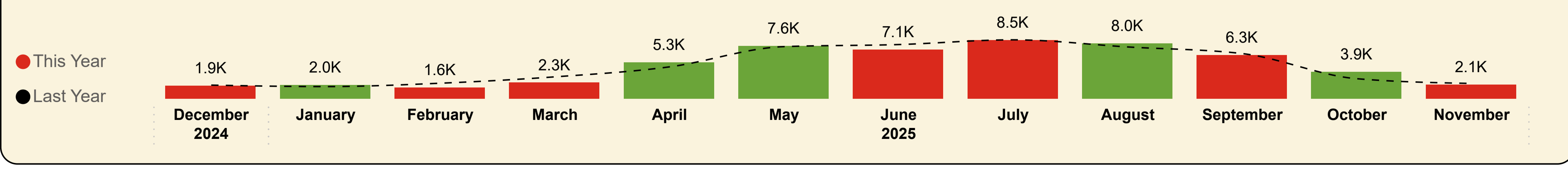
Oban - Castlebay/Lochboisdale



This Month YoY
778
LY: 859 (-9.43%)

YoY
23,017
LY: 19,803 (+16.2%)

South Uist Total



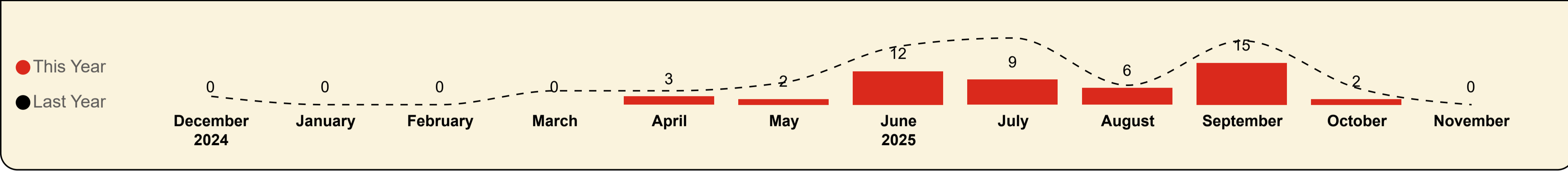
This Month YoY
2,050
LY: 2,198 (-6.73%)

YoY
56,601
LY: 56,693 (-0.2%)



Shipped Coaches

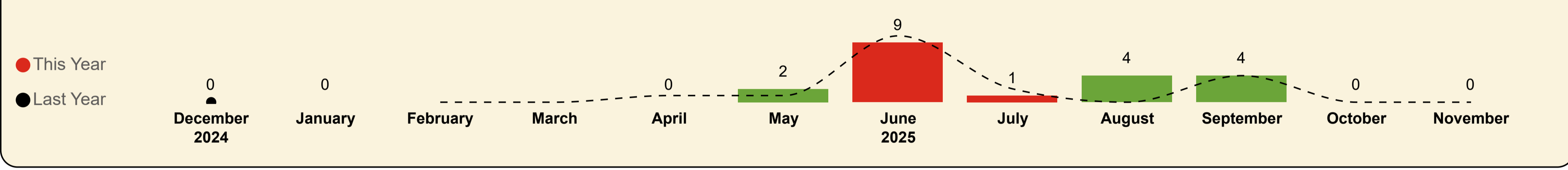
Ardmhor (Barra) - Eriskay



This Month YoY
0
LY: 0

YoY
49
LY: 102 (-52%)

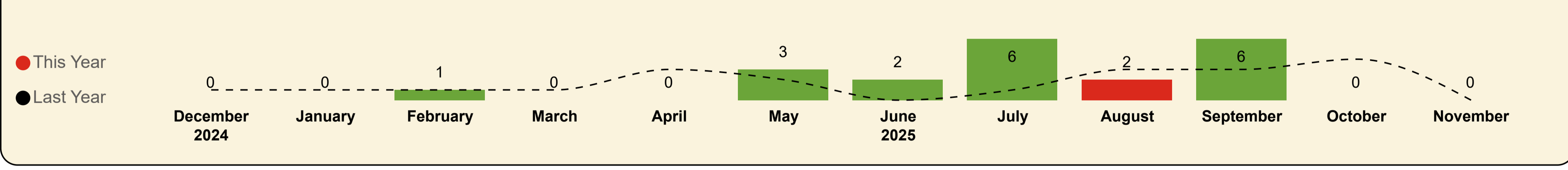
Mallaig - Lochboisdale



This Month YoY
0
LY: 0

YoY
20
LY: 18 (+11.1%)

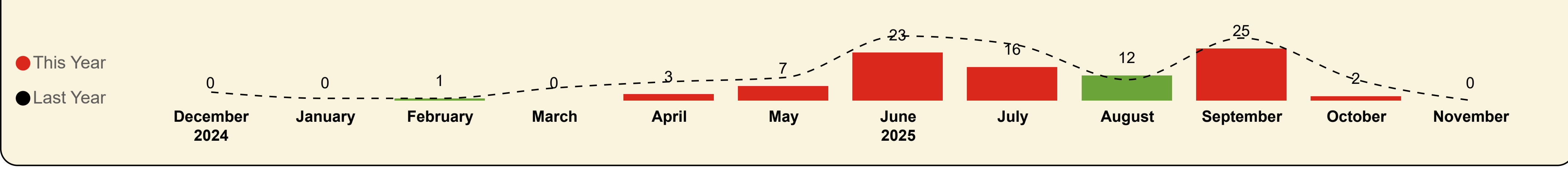
Oban - Castlebay/Lochboisdale



This Month YoY
0
LY: 0

YoY
20
LY: 20 (+0%)

South Uist Total



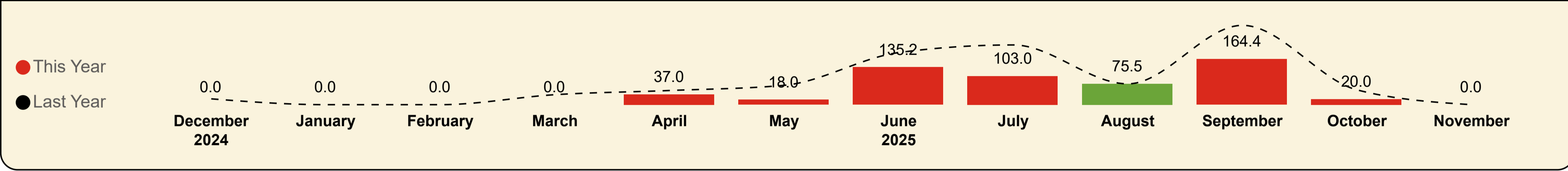
This Month YoY
0
LY: 0

YoY
89
LY: 140 (-36.4%)



Shipped Coach Metres

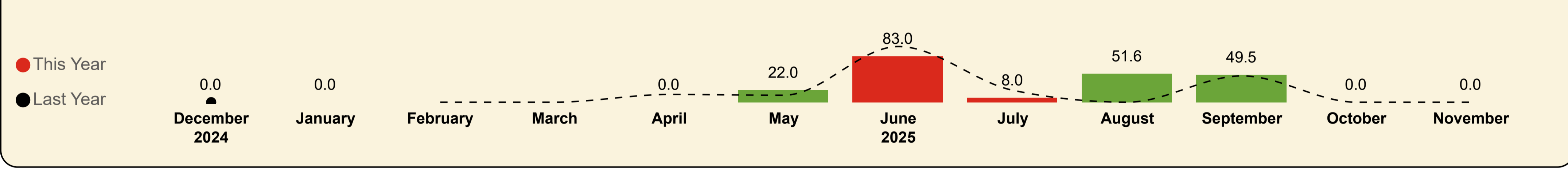
Ardmhor (Barra) - Eriskay



This Month YoY
0.0
LY: 0.0

YoY
553.1
LY: 994.0 (-44.4%)

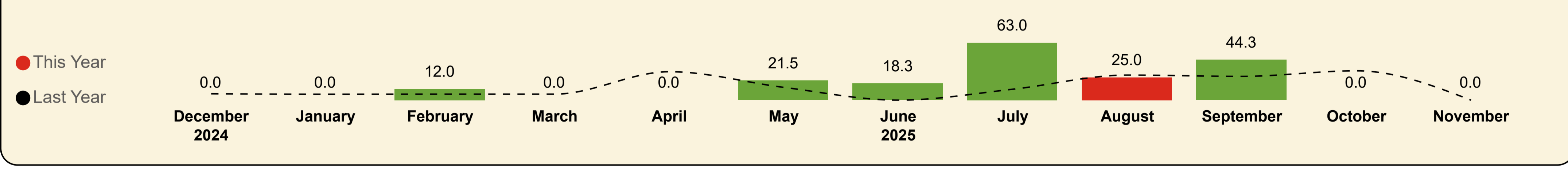
Mallaig - Lochboisdale



This Month YoY
0.0
LY: 0.0

YoY
214.1
LY: 196.2 (+9.1%)

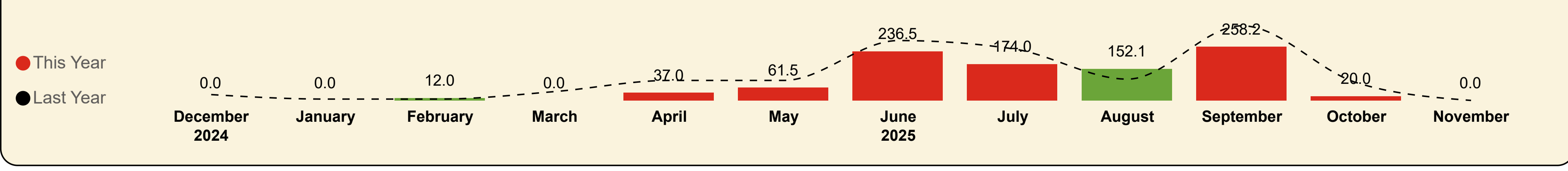
Oban - Castlebay/Lochboisdale



This Month YoY
0.0
LY: 0.0

YoY
184.1
LY: 169.7 (+8.5%)

South Uist Total



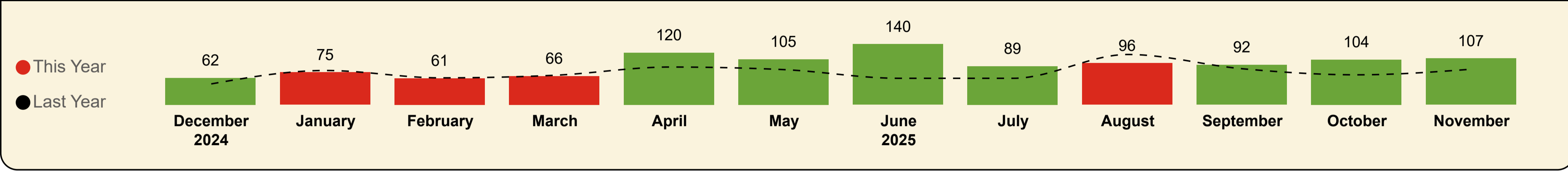
This Month YoY
0.0
LY: 0.0

YoY
951.3
LY: 1.4K (-30%)



Shipped Commercial Vehicles

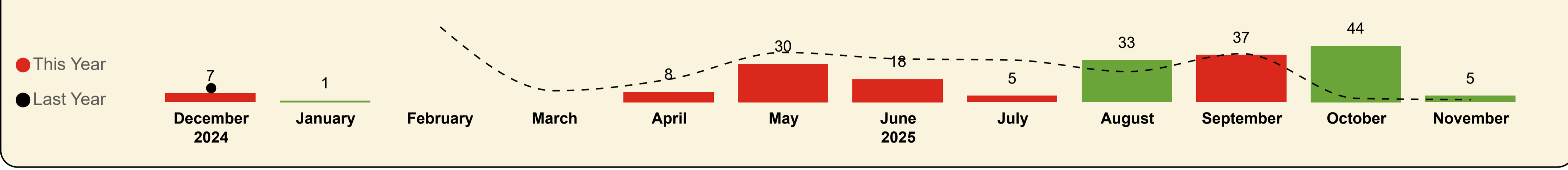
Ardmhor (Barra) - Eriskay



This Month YoY
107
LY: 82 (+30.5%)

YoY
1,117
LY: 897 (+24.5%)

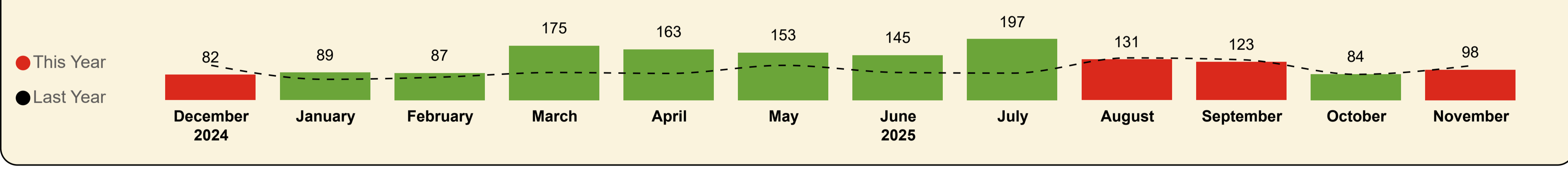
Mallaig - Lochboisdale



This Month YoY
5
LY: 2 (+150%)

YoY
188
LY: 270 (-30.4%)

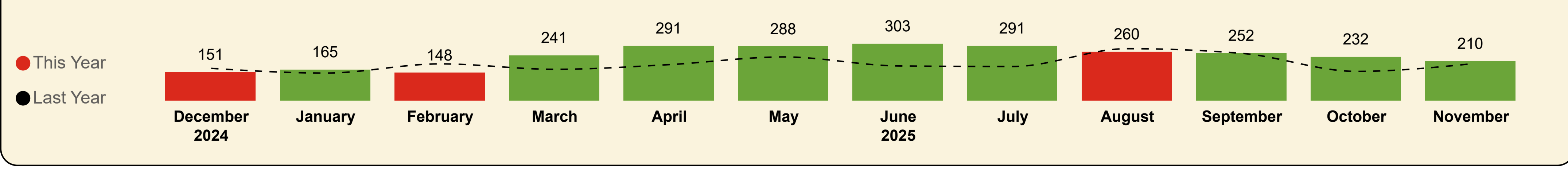
Oban - Castlebay/Lochboisdale



This Month YoY
98
LY: 111 (-11.7%)

YoY
1,527
LY: 1,176 (+29.8%)

South Uist Total



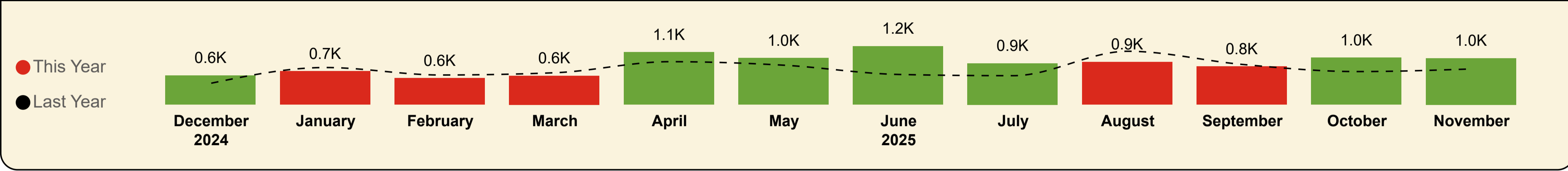
This Month YoY
210
LY: 195 (+7.7%)

YoY
2,832
LY: 2,343 (+20.9%)



Shipped Commercial Vehicle Metres

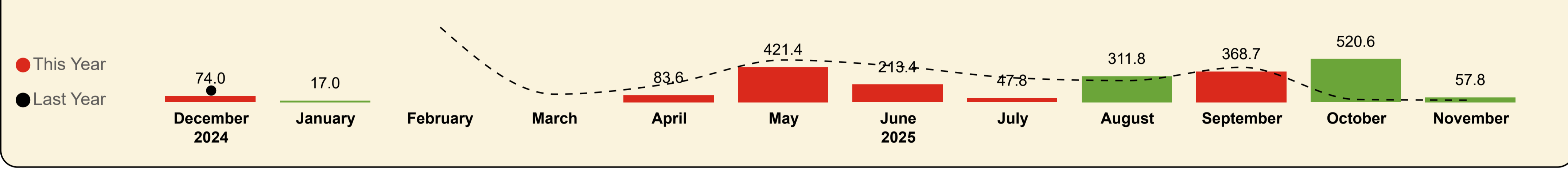
Ardmhor (Barra) - Eriskay



This Month YoY
983.0
LY: 756.0 (+30%)

YoY
10.4K
LY: 9.0K (+15.8%)

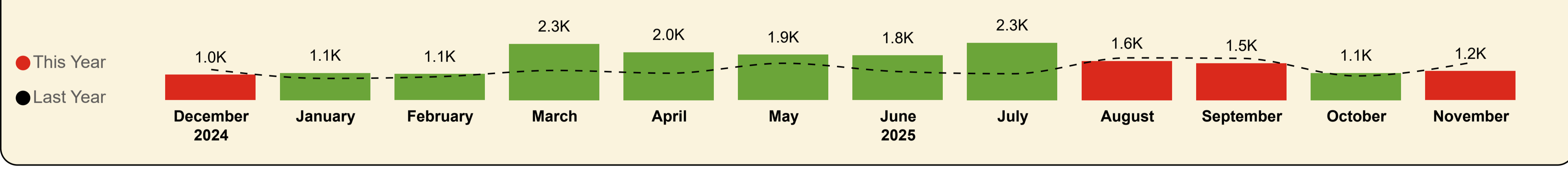
Mallaig - Lochboisdale



This Month YoY
57.8
LY: 24.0 (+140.6%)

YoY
2.1K
LY: 3.3K (-36.5%)

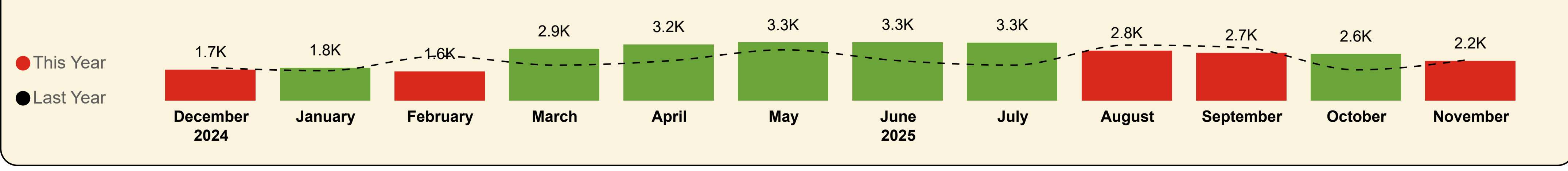
Oban - Castlebay/Lochboisdale



This Month YoY
1.2K
LY: 1.5K (-22.5%)

YoY
18.9K
LY: 15.1K (+24.9%)

South Uist Total



This Month YoY
2.2K
LY: 2.3K (-3.7%)

YoY
31.4K
LY: 27.5K (+14.5%)



South Uist Total

Contractual Carrying Groups



This Month YoY
3,609
LY: 3,823 (-5.6%)

YoY
134,515
LY: 134,493 (+0%)



This Month YoY
2,050
LY: 2,198 (-6.7%)

YoY
56,601
LY: 56,693 (-0.2%)



This Month YoY
0.00
LY: 0.00

YoY
951.30
LY: 1.36K (-30%)



This Month YoY
2.23K
LY: 2.32K (-3.7%)

YoY
31.43K
LY: 27.46K (+14.5%)

Passengers

Year	Month	Last Year	This Year	Variance %
2024	December	3,629	3,528	-2.8 %
2025	January	3,062	3,339	9.0 %
2025	February	4,027	2,916	-27.6 %
2025	March	6,064	4,250	-29.9 %
2025	April	10,372	12,300	18.6 %
2025	May	18,946	18,582	-1.9 %
2025	June	20,040	17,890	-10.7 %
2025	July	23,863	23,906	0.2 %
2025	August	19,908	21,720	9.1 %
2025	September	14,885	14,446	-2.9 %
2025	October	5,874	8,029	36.7 %
2025	November	3,823	3,609	-5.6 %
Total		134,493	134,515	0.0 %

Cars

Year	Month	Last Year	This Year	Variance %
2024	December	1,956	1,901	-2.8 %
2025	January	1,744	1,970	13.0 %
2025	February	2,233	1,632	-26.9 %
2025	March	3,157	2,333	-26.1 %
2025	April	4,604	5,284	14.8 %
2025	May	7,540	7,647	1.4 %
2025	June	7,839	7,122	-9.1 %
2025	July	8,524	8,478	-0.5 %
2025	August	7,490	8,001	6.8 %
2025	September	6,526	6,311	-3.3 %
2025	October	2,882	3,872	34.4 %
2025	November	2,198	2,050	-6.7 %
Total		56,693	56,601	-0.2 %

Coach Metres

Year	Month	Last Year	This Year	Variance %
2024	December	28.0	0.0	-100.0 %
2025	January	6.5	0.0	-100.0 %
2025	February	6.6	12.0	81.8 %
2025	March	42.6	0.0	-100.0 %
2025	April	96.2	37.0	-61.5 %
2025	May	96.3	61.5	-36.1 %
2025	June	288.1	236.5	-17.9 %
2025	July	248.5	174.0	-30.0 %
2025	August	102.5	152.1	48.4 %
2025	September	359.1	258.2	-28.1 %
2025	October	85.5	20.0	-76.6 %
2025	November	0.0	0.0	0.0 %
Total		1,359.9	951.3	-30.0 %

Commercial Vehicle Metres

Year	Month	Last Year	This Year	Variance %
2024	December	1,846.8	1,731.4	-6.2 %
2025	January	1,674.4	1,836.8	9.7 %
2025	February	2,492.6	1,634.0	-34.4 %
2025	March	1,988.0	2,914.5	46.6 %
2025	April	2,235.0	3,151.5	41.0 %
2025	May	2,852.0	3,268.2	14.6 %
2025	June	2,240.0	3,279.7	46.4 %
2025	July	1,988.5	3,265.9	64.2 %
2025	August	3,119.8	2,812.9	-9.8 %
2025	September	2,980.4	2,686.6	-9.9 %
2025	October	1,724.6	2,618.6	51.8 %
2025	November	2,317.3	2,232.4	-3.7 %
Total		27,459.4	31,432.4	14.5 %



Ardmhor (Barra) - Eriskay

Contractual Carrying Groups



This Month YoY
1,971
LY: 2,060 (-4.3%)

YoY
55,983
LY: 58,112 (-3.7%)



This Month YoY
1,173
LY: 1,295 (-9.4%)

YoY
24,430
LY: 25,553 (-4.4%)



This Month YoY
0.00
LY: 0.00

YoY
553.10
LY: 994.00 (-44.4%)



This Month YoY
983.00
LY: 756.00 (+30%)

YoY
10.40K
LY: 8.98K (+15.8%)

Passengers

Year	Month	Last Year	This Year	Variance %
2024	December	1,331	1,426	7.1 %
2025	January	1,441	1,470	2.0 %
2025	February	1,996	1,732	-13.2 %
2025	March	2,852	2,126	-25.5 %
2025	April	4,541	5,302	16.8 %
2025	May	8,418	8,380	-0.5 %
2025	June	8,344	7,910	-5.2 %
2025	July	9,036	9,020	-0.2 %
2025	August	8,443	7,672	-9.1 %
2025	September	6,853	5,992	-12.6 %
2025	October	2,797	2,982	6.6 %
2025	November	2,060	1,971	-4.3 %
Total		58,112	55,983	-3.7 %

Cars

Year	Month	Last Year	This Year	Variance %
2024	December	801	909	13.5 %
2025	January	910	976	7.3 %
2025	February	1,209	1,067	-11.7 %
2025	March	1,656	1,325	-20.0 %
2025	April	2,162	2,454	13.5 %
2025	May	3,362	3,390	0.8 %
2025	June	3,187	2,971	-6.8 %
2025	July	3,334	3,339	0.1 %
2025	August	3,168	2,837	-10.4 %
2025	September	2,947	2,529	-14.2 %
2025	October	1,522	1,460	-4.1 %
2025	November	1,295	1,173	-9.4 %
Total		25,553	24,430	-4.4 %

Coach Metres

Year	Month	Last Year	This Year	Variance %
2024	December	21.0	0.0	-100.0 %
2025	January	0.0	0.0	0.0 %
2025	February	0.0	0.0	0.0 %
2025	March	36.0	0.0	-100.0 %
2025	April	51.0	37.0	-27.5 %
2025	May	69.7	18.0	-74.2 %
2025	June	187.5	135.2	-27.9 %
2025	July	215.0	103.0	-52.1 %
2025	August	75.0	75.5	0.7 %
2025	September	285.5	164.4	-42.4 %
2025	October	53.3	20.0	-62.5 %
2025	November	0.0	0.0	0.0 %
Total		994.0	553.1	-44.4 %

Commercial Vehicle Metres

Year	Month	Last Year	This Year	Variance %
2024	December	454.5	617.5	35.9 %
2025	January	786.0	707.5	-10.0 %
2025	February	628.0	561.7	-10.6 %
2025	March	676.0	611.9	-9.5 %
2025	April	909.5	1,109.7	22.0 %
2025	May	835.0	985.8	18.1 %
2025	June	639.5	1,237.3	93.5 %
2025	July	613.5	874.7	42.6 %
2025	August	1,130.2	904.0	-20.0 %
2025	September	851.5	809.8	-4.9 %
2025	October	700.6	994.1	41.9 %
2025	November	756.0	983.0	30.0 %
Total		8,980.3	10,397.0	15.8 %



Mallaig - Lochboisdale

Contractual Carrying Groups



This Month YoY

144

LY: 82 (+75.6%)

YoY

20,697

LY: 26,036 (-20.5%)



This Month YoY

99

LY: 44 (+125%)

YoY

9,154

LY: 11,337 (-19.3%)



This Month YoY

0.0

LY: 0.0

YoY

214.1

LY: 196.2 (+9.1%)



This Month YoY

57.8

LY: 24.0 (+140.6%)

YoY

2.1K

LY: 3.3K (-36.5%)

Passengers

Year	Month	Last Year	This Year	Variance %
2024	December	417	421	1.0 %
2025	January		253	
2025	February	674		-100.0 %
2025	March	1,126		-100.0 %
2025	April	1,707	459	-73.1 %
2025	May	3,176	2,182	-31.3 %
2025	June	5,456	3,212	-41.1 %
2025	July	7,091	1,763	-75.1 %
2025	August	3,014	6,328	110.0 %
2025	September	2,993	3,295	10.1 %
2025	October	300	2,640	780.0 %
2025	November	82	144	75.6 %
Total		26,036	20,697	-20.5 %

Cars

Year	Month	Last Year	This Year	Variance %
2024	December	234	216	-7.7 %
2025	January		156	0.0 %
2025	February	321		-100.0 %
2025	March	526		-100.0 %
2025	April	794	198	-75.1 %
2025	May	1,442	953	-33.9 %
2025	June	2,470	1,489	-39.7 %
2025	July	2,693	681	-74.7 %
2025	August	1,213	2,438	101.0 %
2025	September	1,465	1,608	9.8 %
2025	October	135	1,316	874.8 %
2025	November	44	99	125.0 %
Total		11,337	9,154	-19.3 %

Coach Metres

Year	Month	Last Year	This Year	Variance %
2024	December	0.0	0.0	0.0 %
2025	January		0.0	0.0 %
2025	February	0.0		0.0 %
2025	March	0.0		0.0 %
2025	April	14.0	0.0	-100.0 %
2025	May	12.6	22.0	74.6 %
2025	June	100.6	83.0	-17.5 %
2025	July	21.5	8.0	-62.8 %
2025	August	0.0	51.6	0.0 %
2025	September	47.5	49.5	4.2 %
2025	October	0.0	0.0	0.0 %
2025	November	0.0	0.0	0.0 %
Total		196.2	214.1	9.1 %

Commercial Vehicle Metres

Year	Month	Last Year	This Year	Variance %
2024	December	140.2	74.0	-47.2 %
2025	January		17.0	0.0 %
2025	February	902.5		-100.0 %
2025	March	96.4		-100.0 %
2025	April	223.0	83.6	-62.5 %
2025	May	508.4	421.4	-17.1 %
2025	June	432.4	213.4	-50.6 %
2025	July	294.1	47.8	-83.7 %
2025	August	260.2	311.8	19.8 %
2025	September	420.1	368.7	-12.2 %
2025	October	32.8	520.6	1489.6 %
2025	November	24.0	57.8	140.6 %
Total		3,334.1	2,116.0	-36.5 %



Oban - Castlebay/Lochboisdale

Contractual Carrying Groups



This Month YoY
1,494
LY: 1,681 (-11.1%)

YoY
57,835
LY: 50,345 (+14.9%)



This Month YoY
778
LY: 859 (-9.4%)

YoY
23,017
LY: 19,803 (+16.2%)



This Month YoY
0.0
LY: 0.0

YoY
184.1
LY: 169.7 (+8.5%)



This Month YoY
1.2K
LY: 1.5K (-22.5%)

YoY
18.9K
LY: 15.1K (+24.9%)

Passengers

Year	Month	Last Year	This Year	Variance %
2024	December	1,881	1,681	-10.6 %
2025	January	1,621	1,616	-0.3 %
2025	February	1,357	1,184	-12.7 %
2025	March	2,086	2,124	1.8 %
2025	April	4,124	6,539	58.6 %
2025	May	7,352	8,020	9.1 %
2025	June	6,240	6,768	8.5 %
2025	July	7,736	13,123	69.6 %
2025	August	8,451	7,720	-8.6 %
2025	September	5,039	5,159	2.4 %
2025	October	2,777	2,407	-13.3 %
2025	November	1,681	1,494	-11.1 %
Total		50,345	57,835	14.9 %

Cars

Year	Month	Last Year	This Year	Variance %
2024	December	921	776	-15.7 %
2025	January	834	838	0.5 %
2025	February	703	565	-19.6 %
2025	March	975	1,008	3.4 %
2025	April	1,648	2,632	59.7 %
2025	May	2,736	3,304	20.8 %
2025	June	2,182	2,662	22.0 %
2025	July	2,497	4,458	78.5 %
2025	August	3,109	2,726	-12.3 %
2025	September	2,114	2,174	2.8 %
2025	October	1,225	1,096	-10.5 %
2025	November	859	778	-9.4 %
Total		19,803	23,017	16.2 %

Coach Metres

Year	Month	Last Year	This Year	Variance %
2024	December	7.0	0.0	-100.0 %
2025	January	6.5	0.0	-100.0 %
2025	February	6.6	12.0	81.8 %
2025	March	6.6	0.0	-100.0 %
2025	April	31.2	0.0	-100.0 %
2025	May	14.0	21.5	53.6 %
2025	June	0.0	18.3	0.0 %
2025	July	12.0	63.0	425.0 %
2025	August	27.5	25.0	-9.1 %
2025	September	26.1	44.3	69.7 %
2025	October	32.2	0.0	-100.0 %
2025	November	0.0	0.0	0.0 %
Total		169.7	184.1	8.5 %

Commercial Vehicle Metres

Year	Month	Last Year	This Year	Variance %
2024	December	1,252.1	1,039.9	-16.9 %
2025	January	888.4	1,112.3	25.2 %
2025	February	962.1	1,072.3	11.5 %
2025	March	1,215.6	2,302.6	89.4 %
2025	April	1,102.5	1,958.2	77.6 %
2025	May	1,508.6	1,861.0	23.4 %
2025	June	1,168.1	1,829.0	56.6 %
2025	July	1,080.9	2,343.4	116.8 %
2025	August	1,729.4	1,597.1	-7.7 %
2025	September	1,708.8	1,508.1	-11.7 %
2025	October	991.2	1,103.9	11.4 %
2025	November	1,537.3	1,191.6	-22.5 %
Total		15,145.0	18,919.4	24.9 %



Cars



Ardmhor (Barra) - Eriskay

Year	Month	Last Year	This Year	Var %
2024	December	355	360	1.4 %
2025	January	466	616	32.2 %
2025	February	527	700	32.8 %
2025	March	761	866	13.8 %
2025	April	1,158	1,536	32.6 %
2025	May	1,292	1,908	47.7 %
2025	June	1,528	1,869	22.3 %
2025	July	1,592	2,150	35.1 %
2025	August	1,939	1,806	-6.9 %
2025	September	1,389	1,410	1.5 %
2025	October	822	1,021	24.2 %
2025	November	672	878	30.7 %
Total		12,501	15,120	21.0 %

Mallaig - Lochboisdale

Year	Month	Last Year	This Year	Var %
2024	December	184	187	1.6 %
2025	January		137	0.0 %
2025	February	294		-100.0 %
2025	March	423		-100.0 %
2025	April	662	160	-75.8 %
2025	May	1,087	748	-31.2 %
2025	June	1,889	1,160	-38.6 %
2025	July	2,272	540	-76.2 %
2025	August	978	1,976	102.0 %
2025	September	1,131	1,224	8.2 %
2025	October	106	1,047	887.7 %
2025	November	33	81	145.5 %
Total		9,059	7,260	-19.9 %

Oban - Castlebay/Lochboisdale

Year	Month	Last Year	This Year	Var %
2024	December	741	627	-15.4 %
2025	January	688	619	-10.0 %
2025	February	519	415	-20.0 %
2025	March	727	732	0.7 %
2025	April	1,223	1,855	51.7 %
2025	May	1,792	2,109	17.7 %
2025	June	1,664	1,819	9.3 %
2025	July	2,030	3,362	65.6 %
2025	August	2,179	1,889	-13.3 %
2025	September	1,410	1,491	5.7 %
2025	October	896	822	-8.3 %
2025	November	615	570	-7.3 %
Total		14,484	16,310	12.6 %



LGVs



Ardmhor (Barra) - Eriskay

Year	Month	Last Year	This Year	Var %
2024	December	119	99	-16.8 %
2025	January	138	178	29.0 %
2025	February	158	203	28.5 %
2025	March	218	248	13.8 %
2025	April	203	279	37.4 %
2025	May	165	228	38.2 %
2025	June	167	234	40.1 %
2025	July	185	266	43.8 %
2025	August	211	288	36.5 %
2025	September	211	222	5.2 %
2025	October	151	247	63.6 %
2025	November	158	265	67.7 %
Total		2,084	2,757	32.3 %

Mallaig - Lochboisdale

Year	Month	Last Year	This Year	Var %
2024	December	23	14	-39.1 %
2025	January		5	0.0 %
2025	February	42		-100.0 %
2025	March	51		-100.0 %
2025	April	56	11	-80.4 %
2025	May	102	53	-48.0 %
2025	June	183	81	-55.7 %
2025	July	146	40	-72.6 %
2025	August	66	128	93.9 %
2025	September	114	122	7.0 %
2025	October	10	144	1340.0 %
2025	November	9	8	-11.1 %
Total		802	606	-24.4 %

Oban - Castlebay/Lochboisdale

Year	Month	Last Year	This Year	Var %
2024	December	86	98	14.0 %
2025	January	79	123	55.7 %
2025	February	88	81	-8.0 %
2025	March	109	141	29.4 %
2025	April	139	233	67.6 %
2025	May	194	200	3.1 %
2025	June	153	168	9.8 %
2025	July	160	238	48.8 %
2025	August	144	176	22.2 %
2025	September	183	134	-26.8 %
2025	October	126	107	-15.1 %
2025	November	135	116	-14.1 %
Total		1,596	1,815	13.7 %



Motorhomes



Ardmhor (Barra) - Eriskay

Year	Month	Last Year	This Year	Var %
2024	December	3	10	233.3 %
2025	January	13	4	-69.2 %
2025	February	8	11	37.5 %
2025	March	51	38	-25.5 %
2025	April	212	322	51.9 %
2025	May	513	775	51.1 %
2025	June	415	544	31.1 %
2025	July	358	470	31.3 %
2025	August	390	393	0.8 %
2025	September	416	419	0.7 %
2025	October	69	115	66.7 %
2025	November	18	11	-38.9 %
Total		2,466	3,112	26.2 %

Mallaig - Lochboisdale


Year	Month	Last Year	This Year	Var %
2024	December	4	6	50.0 %
2025	January		6	0.0 %
2025	February	1		-100.0 %
2025	March	27		-100.0 %
2025	April	37	16	-56.8 %
2025	May	144	116	-19.4 %
2025	June	226	165	-27.0 %
2025	July	205	66	-67.8 %
2025	August	76	224	194.7 %
2025	September	151	184	21.9 %
2025	October	6	76	1166.7 %
2025	November	3	4	33.3 %
Total		880	863	-1.9 %

Oban - Castlebay/Lochboisdale

Year	Month	Last Year	This Year	Var %
2024	December	11	7	-36.4 %
2025	January	17	10	-41.2 %
2025	February	15	12	-20.0 %
2025	March	49	52	6.1 %
2025	April	245	418	70.6 %
2025	May	697	791	13.5 %
2025	June	459	529	15.3 %
2025	July	416	579	39.2 %
2025	August	449	425	-5.3 %
2025	September	385	428	11.2 %
2025	October	80	96	20.0 %
2025	November	23	19	-17.4 %
Total		2,846	3,366	18.3 %



Reliability & Punctuality



Reliability

Route		Ardmhor (Barra) - Eriskay		Mallaig - Lochboisdale		Oban - Castlebay/Lochboisdale	
Year	Month	Contractual	Actual	Contractual	Actual	Contractual	Actual
2024	December	99.6%	77.1%	59.5%	28.6%	100.0%	84.1%
2025	January	98.5%	88.8%	100.0%	75.0%	100.0%	81.3%
	February	99.2%	75.8%	100.0%	100.0%	85.5%	47.4%
	March	89.8%	82.7%	100.0%	0.0%	100.0%	55.7%
	April	100.0%	99.3%	63.2%	31.6%	100.0%	98.9%
	May	100.0%	98.1%	100.0%	63.0%	96.7%	90.0%
	June	100.0%	95.2%	96.4%	82.1%	94.9%	92.3%
	July	100.0%	100.0%	100.0%	95.0%	100.0%	100.0%
	August	99.4%	88.3%	100.0%	84.5%	100.0%	93.5%
	September	100.0%	81.9%	97.6%	67.1%	100.0%	90.0%
	October	100.0%	88.6%	100.0%	76.5%	100.0%	75.0%
	November	100.0%	91.9%	100.0%	50.0%	95.8%	69.0%
Total		98.9%	89.3%	92.3%	67.0%	97.7%	81.9%

Punctuality

Route		Ardmhor (Barra) - Eriskay		Mallaig - Lochboisdale		Oban - Castlebay/Lochboisdale	
Year	Month	Contractual	Actual	Contractual	Actual	Contractual	Actual
2024	December	99.5%	97.5%	100.0%	66.7%	94.6%	70.3%
2025	January	99.6%	98.3%	100.0%	100.0%	96.9%	75.4%
	February	100.0%	97.9%	100.0%	100.0%	88.9%	55.6%
	March	99.6%	97.4%	100.0%	100.0%	100.0%	55.1%
	April	99.7%	98.6%	100.0%	33.3%	95.6%	86.8%
	May	100.0%	100.0%	100.0%	51.7%	92.6%	86.4%
	June	100.0%	99.6%	100.0%	91.3%	97.2%	91.7%
	July	99.3%	97.7%	100.0%	78.9%	100.0%	83.3%
	August	100.0%	98.9%	94.4%	78.9%	94.8%	82.8%
	September	100.0%	100.0%	96.4%	70.9%	96.3%	74.1%
	October	99.2%	97.0%	96.2%	80.8%	92.9%	78.6%
	November	100.0%	99.2%	75.0%	75.0%	93.9%	75.5%
Total		99.7%	98.6%	97.0%	74.9%	95.8%	78.8%



Reliability & Punctuality Summary

Summary of Scheduled, Operated, Cancelled & Diverted Sailings
by Route & Leg

Year	Month	Route	Leg	Operated Sailings	Scheduled Sailings	Additional Sailings	Cancelled Sailings	Diverted Sailings
2025	November	Ardmhor (Barra) - Eriskay	Ardmhor-Eriskay	127	135	3	11	0
2025	November	Ardmhor (Barra) - Eriskay	Eriskay-Ardmhor	127	135	3	11	0
2025	November	Mallaig - Lochboisdale	Lochboisdale-Mallaig	3	4	1	2	0
2025	November	Mallaig - Lochboisdale	Mallaig-Lochboisdale	3	4	1	2	0
2025	November	Oban - Castlebay/Lochboisdale	Castlebay-Lochboisdale	3	3	1	1	0
2025	November	Oban - Castlebay/Lochboisdale	Castlebay-Oban	15	19	0	4	0
2025	November	Oban - Castlebay/Lochboisdale	Lochboisdale-Oban	9	15	0	6	0
2025	November	Oban - Castlebay/Lochboisdale	Oban-Castlebay	18	22	2	6	0
2025	November	Oban - Castlebay/Lochboisdale	Oban-Craignure	1	1	0	0	1
2025	November	Oban - Castlebay/Lochboisdale	Oban-Lochboisdale	6	11	0	5	0
Total				312	349	11	48	1



Reliability & Punctuality Summary

Summary of Cancellations, Lateness & Relief Events
by Route & Leg

Year	Month	Route	Leg	Cancelled Sailings	Cancelled (Relief)	Cancelled (No Relief)	On Time	Level 1 Late	Level 1 (Relief)	Level 1 (No Relief)	Level 2 Late	Level 2 (Relief)	Level 2 (No Relief)
2025	November	Ardmhor (Barra) - Eriskay	Ardmhor-Eriskay	11	11	0	123	0	0	0	1	1	0
2025	November	Ardmhor (Barra) - Eriskay	Eriskay-Ardmhor	11	11	0	123	0	0	0	1	1	0
2025	November	Mallaig - Lochboisdale	Lochboisdale-Mallaig	2	2	0	2	0	0	0	0	0	0
2025	November	Mallaig - Lochboisdale	Mallaig-Lochboisdale	2	2	0	1	0	0	0	1	0	1
2025	November	Oban - Castlebay/Lochboisdale	Castlebay-Lochboisdale	1	1	0	1	0	0	0	1	1	0
2025	November	Oban - Castlebay/Lochboisdale	Castlebay-Oban	4	4	0	11	1	1	0	3	2	1
2025	November	Oban - Castlebay/Lochboisdale	Lochboisdale-Oban	6	4	2	6	1	1	0	2	1	1
2025	November	Oban - Castlebay/Lochboisdale	Oban-Castlebay	6	6	0	13	1	1	0	2	1	1
2025	November	Oban - Castlebay/Lochboisdale	Oban-Craignure	0	0	0	1	0	0	0	0	0	0
2025	November	Oban - Castlebay/Lochboisdale	Oban-Lochboisdale	5	4	1	5	1	1	0	0	0	0
Total				48	45	3	286	4	4	0	11	7	4