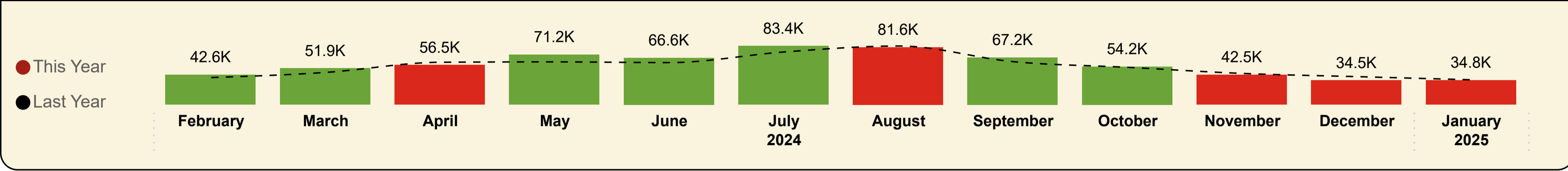




Shipped Passengers

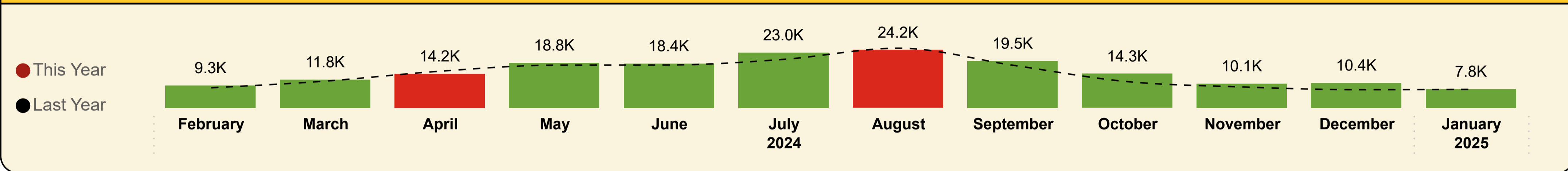
Wemyss Bay - Rothesay



This Month YoY
34,810
LY: 35,374 (-1.59%)

YoY
686,999
LY: 657,690 (+4.46%)

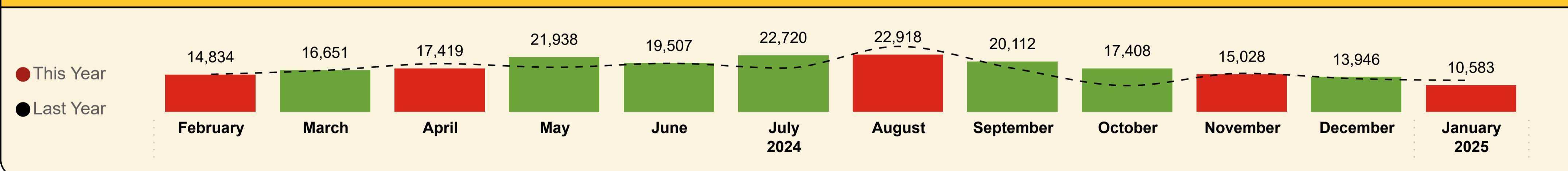
Colintraive - Rhubodach



This Month YoY
7,795
LY: 7,727 (+0.88%)

YoY
181,837
LY: 168,536 (+7.89%)

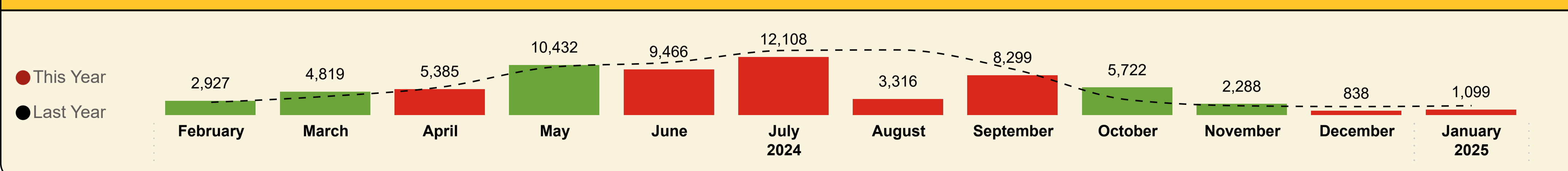
Gourock - Dunoon



This Month YoY
10,583
LY: 12,571 (-15.81%)

YoY
213,064
LY: 201,035 (+5.98%)

Tarbert LF - Portavadie

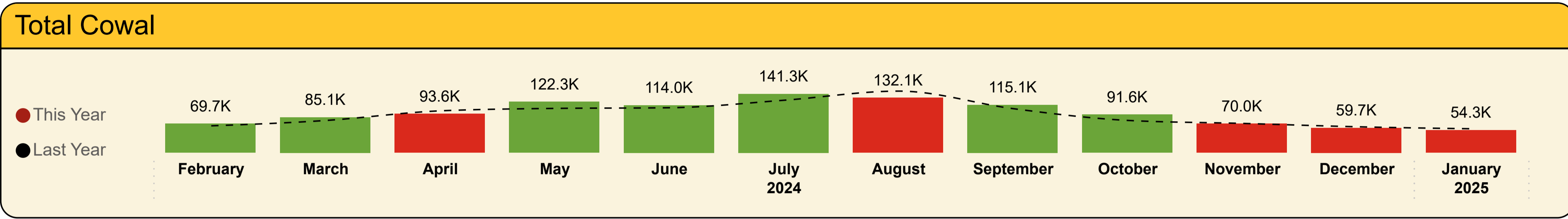


This Month YoY
1,099
LY: 1,924 (-42.88%)

YoY
66,699
LY: 78,507 (-15.04%)



Shipped Passengers

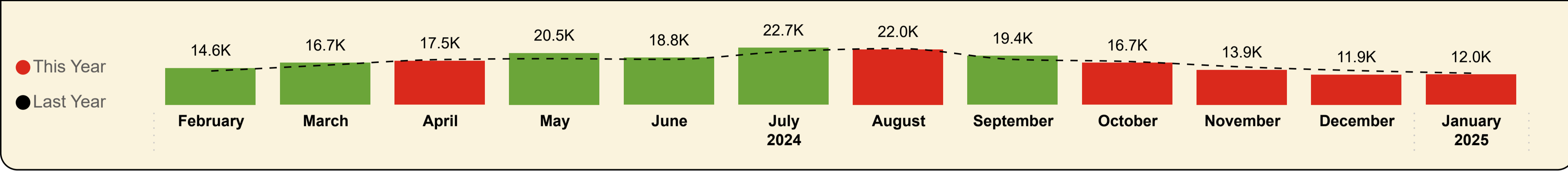


This Month YoY
54,287 LY: 57,596 (-5.75%)
YoY
1,148,599 LY: 1,105,768 (+3.87%)



Shipped Cars

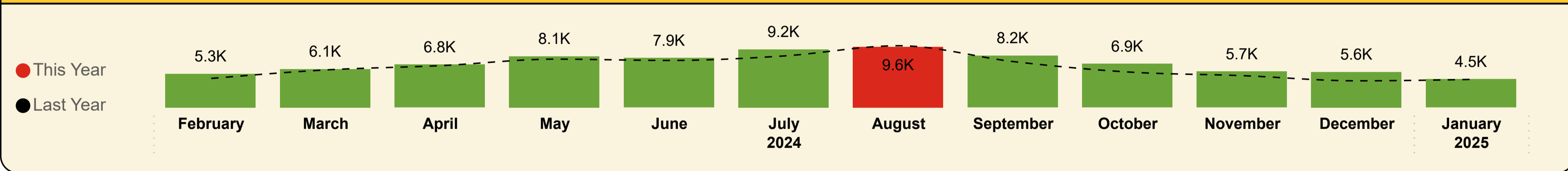
Wemyss Bay - Rothesay



This Month YoY
12,044
LY: 12,544 (-3.99%)

YoY
206,724
LY: 203,438 (+1.62%)

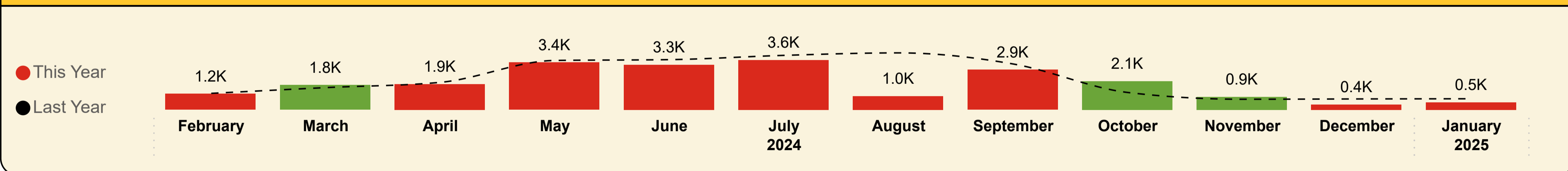
Colintraive - Rhubodach



This Month YoY
4,509
LY: 4,460 (+1.1%)

YoY
84,115
LY: 77,037 (+9.19%)

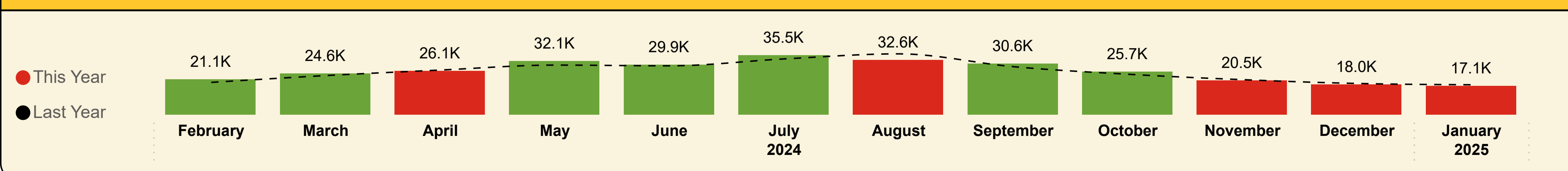
Tarbert LF - Portavadie



This Month YoY
539
LY: 796 (-32.29%)

YoY
22,919
LY: 26,984 (-15.06%)

Cowal Total



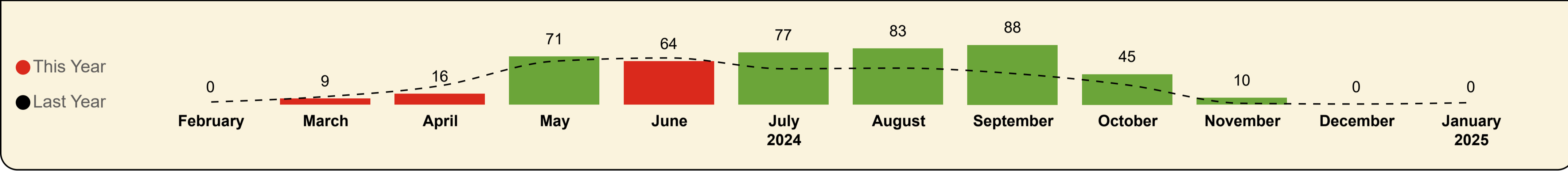
This Month YoY
17,092
LY: 17,800 (-3.98%)

YoY
313,758
LY: 307,458 (+2.05%)



Shipped Coaches

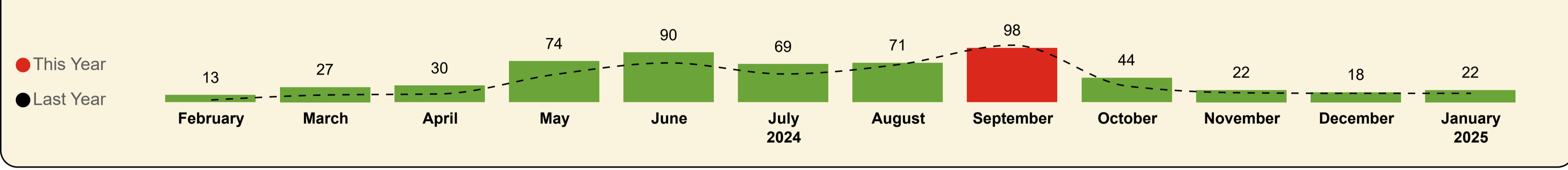
Wemyss Bay - Rothesay



This Month YoY
0
LY: 3 (-100%)

YoY
463
LY: 365 (+26.75%)

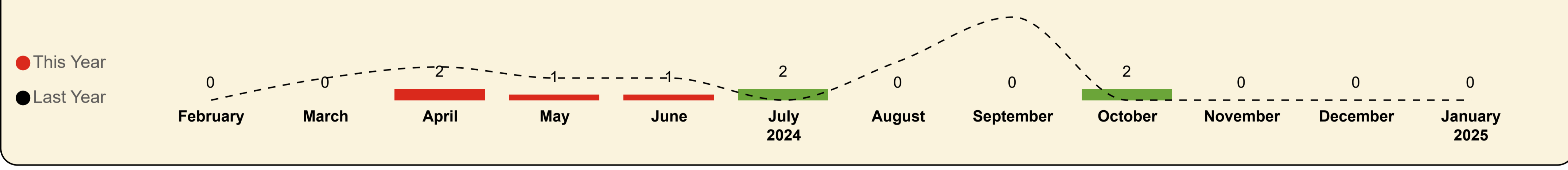
Colintraive - Rhubodach



This Month YoY
22
LY: 16 (+37.5%)

YoY
578
LY: 453 (+27.57%)


Tarbert LF - Portavadie



This Month YoY
0
LY: 0

YoY
8
LY: 40 (-80%)

Cowal Total

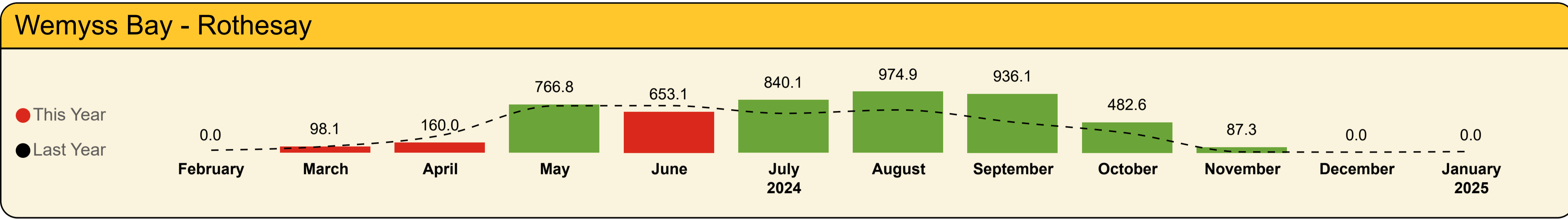


This Month YoY
22
LY: 19 (+15.79%)

YoY
1049
LY: 858 (+22.21%)

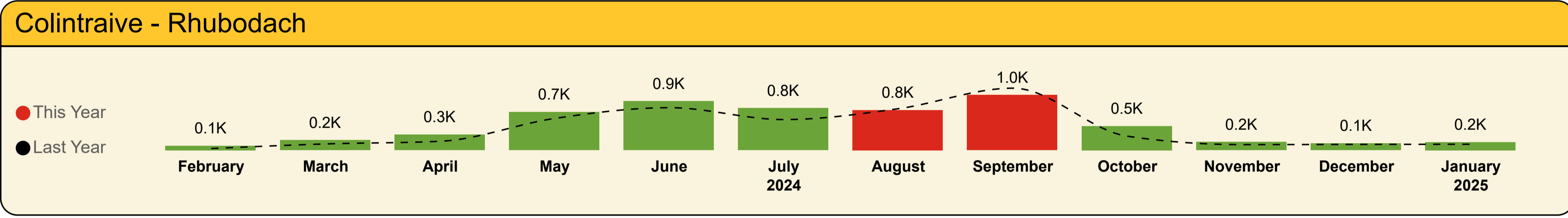


Shipped Coach Metres



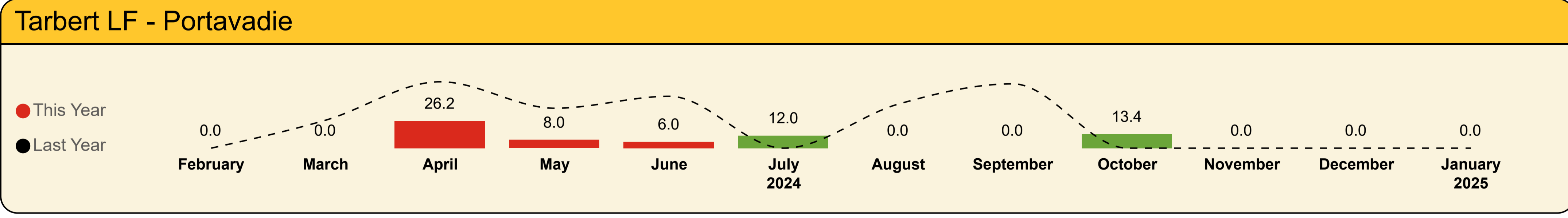
This Month YoY
0.0
LY: 19.5 (-100%)

YoY
5.0K
LY: 4.1K (+23%)



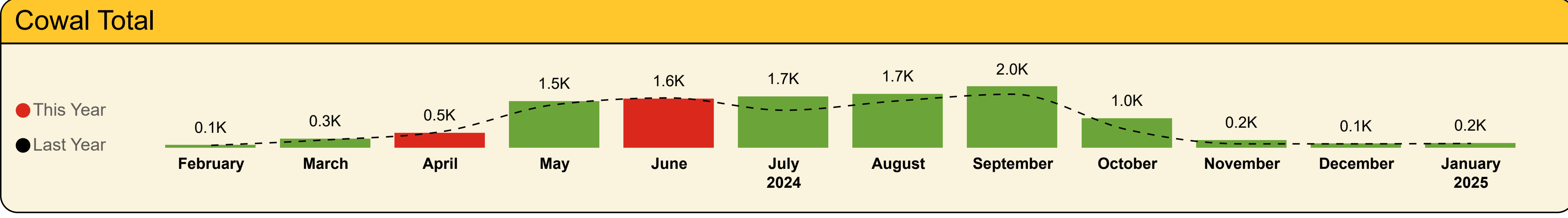
This Month YoY
152.9
LY: 113.0 (+35.31%)

YoY
5.7K
LY: 4.9K (+17.67%)



This Month YoY
0.0
LY: 0.0

YoY
65.6
LY: 284.0 (-76.9%)

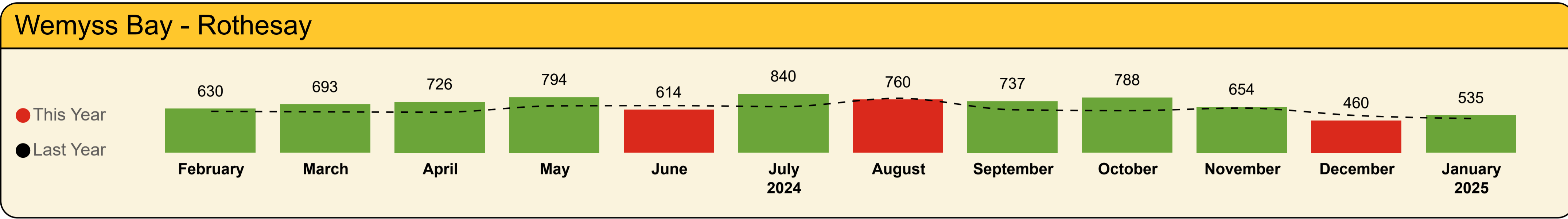


This Month YoY
152.9
LY: 132.5 (+15.4%)

YoY
10.8K
LY: 9.2K (+17.1%)

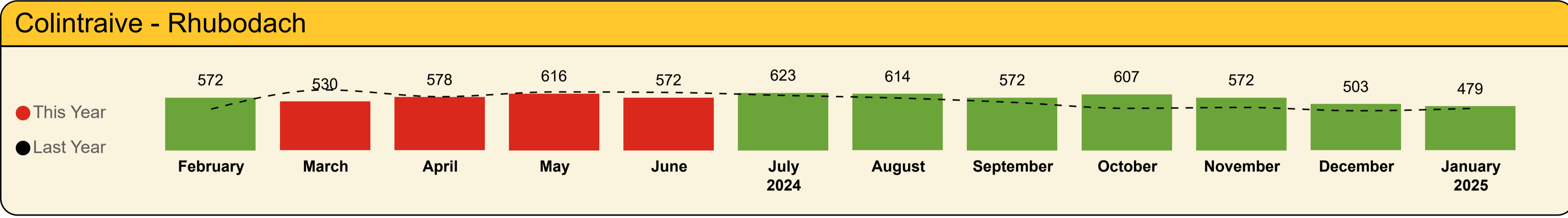


Shipped Commercial Vehicles



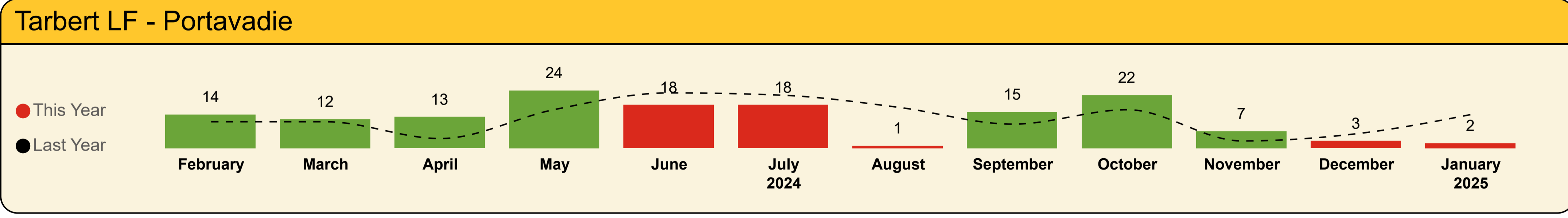
This Month YoY
535
LY: 489 (+9.41%)

YoY
8,231
LY: 7,417 (+10.97%)



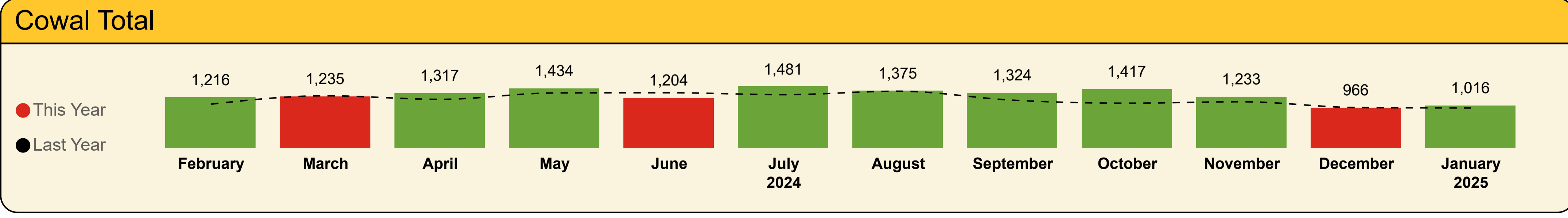
This Month YoY
479
LY: 455 (+5.27%)

YoY
6,838
LY: 6,445 (+6.1%)



This Month YoY
2
LY: 14 (-85.71%)

YoY
149
LY: 153 (-2.68%)

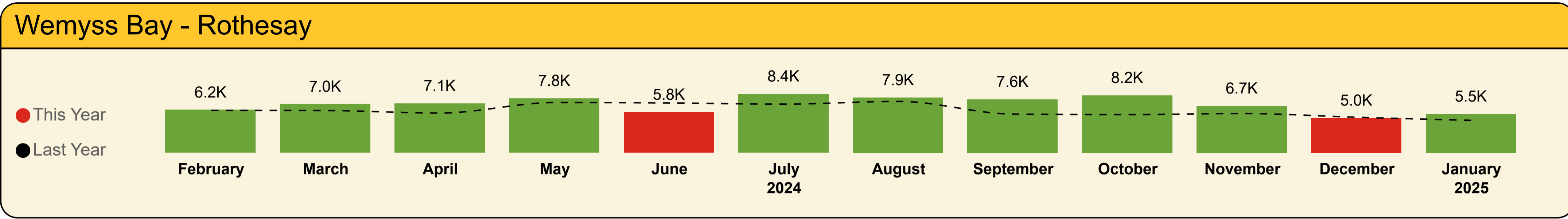


This Month YoY
1,016
LY: 958 (+6.05%)

YoY
15,218
LY: 14,015 (+8.58%)

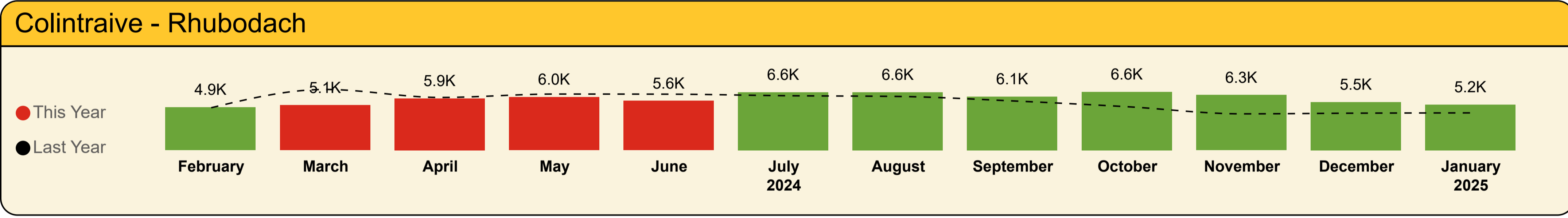


Shipped Commercial Vehicle Metres




This Month YoY
5.5K
LY: 4.6K (+19.61%)

YoY
83.2K
LY: 72.8K (+14.36%)



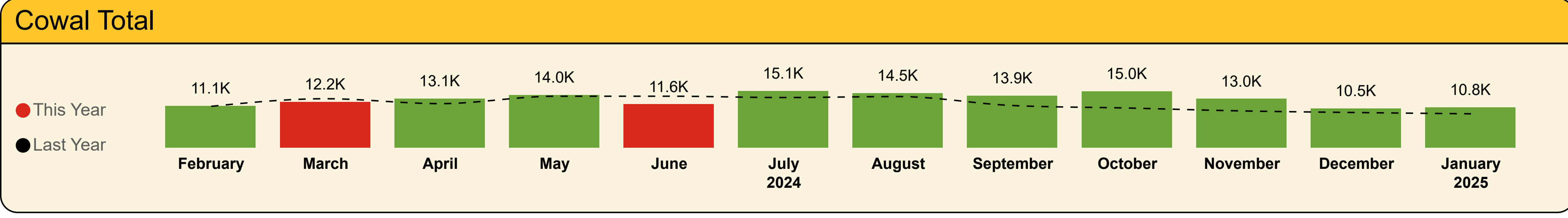
This Month YoY
5.2K
LY: 4.3K (+22.25%)

YoY
70.5K
LY: 66.1K (+6.74%)



This Month YoY
15.0
LY: 121.5 (-87.65%)

YoY
1.1K
LY: 1.3K (-11.23%)



This Month YoY
10.8K
LY: 9.0K (+19.41%)

YoY
154.9K
LY: 140.1K (+10.53%)



Cowal Total

Contractual Carrying Groups



This Month YoY
54,287
LY: 57,596 (-5.75%)

YoY
1,148,599
LY: 1,105,768 (+3.87%)



This Month YoY
17,092
LY: 17,802 (-3.99%)

YoY
313,765
LY: 307,460 (+2.05%)



This Month YoY
152.90
LY: 132.50 (+15.4%)

YoY
10.79K
LY: 9.22K (+17.1%)



This Month YoY
10.76K
LY: 9.01K (+19.41%)

YoY
154.88K
LY: 140.13K (+10.53%)

Passengers

Year	Month	Last Year	This Year	Variance %
2024	February	64,641	69,697	7.8 %
2024	March	77,535	85,089	9.7 %
2024	April	100,701	93,558	-7.1 %
2024	May	106,516	122,275	14.8 %
2024	June	108,121	114,013	5.4 %
2024	July	126,143	141,279	12.0 %
2024	August	148,061	132,051	-10.8 %
2024	September	105,872	115,109	8.7 %
2024	October	77,654	91,593	18.0 %
2024	November	70,492	69,962	-0.8 %
2024	December	62,432	59,686	-4.4 %
2025	January	57,600	54,287	-5.8 %
Total		1,105,768	1,148,599	3.9 %

Cars

Year	Month	Last Year	This Year	Variance %
2024	February	19,231	21,111	9.8 %
2024	March	23,308	24,570	5.4 %
2024	April	26,613	26,130	-1.8 %
2024	May	29,578	32,090	8.5 %
2024	June	29,149	29,886	2.5 %
2024	July	33,273	35,532	6.8 %
2024	August	36,302	32,624	-10.1 %
2024	September	28,637	30,569	6.7 %
2024	October	24,103	25,683	6.6 %
2024	November	20,865	20,504	-1.7 %
2024	December	18,596	17,974	-3.3 %
2025	January	17,804	17,092	-4.0 %
Total		307,460	313,765	2.1 %

Coach Metres

Year	Month	Last Year	This Year	Variance %
2024	February	72.5	84.0	15.9 %
2024	March	246.8	287.7	16.6 %
2024	April	507.5	482.2	-5.0 %
2024	May	1,388.6	1,499.0	7.9 %
2024	June	1,606.1	1,589.3	-1.0 %
2024	July	1,208.1	1,651.6	36.7 %
2024	August	1,511.5	1,736.2	14.9 %
2024	September	1,725.7	1,982.7	14.9 %
2024	October	577.6	953.3	65.0 %
2024	November	119.5	243.6	103.8 %
2024	December	120.0	130.4	8.7 %
2025	January	132.5	152.9	15.4 %
Total		9,216.3	10,792.7	17.1 %

Commercial Vehicle Metres

Year	Month	Last Year	This Year	Variance %
2024	February	11,014.5	11,148.3	1.2 %
2024	March	13,040.5	12,211.2	-6.4 %
2024	April	11,731.8	13,078.8	11.5 %
2024	May	13,705.0	14,018.3	2.3 %
2024	June	13,713.0	11,583.3	-15.5 %
2024	July	13,365.6	15,144.8	13.3 %
2024	August	13,621.9	14,513.1	6.5 %
2024	September	11,222.8	13,863.3	23.5 %
2024	October	10,558.4	15,036.1	42.4 %
2024	November	9,787.7	13,041.8	33.2 %
2024	December	9,354.1	10,485.3	12.1 %
2025	January	9,011.7	10,760.6	19.4 %
Total		140,127.0	154,885.0	10.5 %



This Month YoY
34,810
LY: 35,374 (-1.59%)

YoY
686,999
LY: 657,690 (+4.46%)



This Month YoY
12,044
LY: 12,544 (-3.99%)

YoY
206,724
LY: 203,438 (+1.62%)



This Month YoY
0.00
LY: 19.50 (-100%)

YoY
5.00K
LY: 4.06K (+23%)



This Month YoY
5.55K
LY: 4.64K (+19.61%)

YoY
83.23K
LY: 72.78K (+14.36%)

Passengers

Year	Month	Last Year	This Year	Variance %
2024	February	38,589	42,587	10.4 %
2024	March	45,881	51,867	13.0 %
2024	April	60,315	56,545	-6.3 %
2024	May	60,827	71,150	17.0 %
2024	June	59,839	66,591	11.3 %
2024	July	74,938	83,404	11.3 %
2024	August	83,394	81,635	-2.1 %
2024	September	61,154	67,196	9.9 %
2024	October	53,074	54,169	2.1 %
2024	November	44,443	42,538	-4.3 %
2024	December	39,862	34,507	-13.4 %
2025	January	35,374	34,810	-1.6 %
Total		657,690	686,999	4.5 %

Cars

Year	Month	Last Year	This Year	Variance %
2024	February	13,428	14,614	8.8 %
2024	March	15,737	16,665	5.9 %
2024	April	17,980	17,465	-2.9 %
2024	May	18,325	20,540	12.1 %
2024	June	18,044	18,755	3.9 %
2024	July	21,141	22,688	7.3 %
2024	August	22,370	22,008	-1.6 %
2024	September	18,028	19,442	7.8 %
2024	October	17,213	16,689	-3.0 %
2024	November	15,048	13,866	-7.9 %
2024	December	13,579	11,948	-12.0 %
2025	January	12,544	12,044	-4.0 %
Total		203,438	206,724	1.6 %

Coach Metres

Year	Month	Last Year	This Year	Variance %
2024	February	40.5	0.0	-100.0 %
2024	March	100.8	98.1	-2.7 %
2024	April	274.2	160.0	-41.6 %
2024	May	747.0	766.8	2.6 %
2024	June	750.0	653.1	-12.9 %
2024	July	627.0	840.1	34.0 %
2024	August	681.9	974.9	43.0 %
2024	September	487.6	936.1	92.0 %
2024	October	312.1	482.6	54.6 %
2024	November	13.5	87.3	546.3 %
2024	December	10.0	0.0	-100.0 %
2025	January	19.5	0.0	-100.0 %
Total		4,064.2	4,998.9	23.0 %

Commercial Vehicle Metres

Year	Month	Last Year	This Year	Variance %
2024	February	6,068.2	6,152.9	1.4 %
2024	March	6,043.5	6,978.5	15.5 %
2024	April	5,689.6	7,054.0	24.0 %
2024	May	7,194.0	7,791.2	8.3 %
2024	June	7,130.2	5,833.9	-18.2 %
2024	July	6,963.7	8,418.8	20.9 %
2024	August	7,355.8	7,900.0	7.4 %
2024	September	5,534.1	7,647.3	38.2 %
2024	October	5,462.7	8,227.6	50.6 %
2024	November	5,615.6	6,698.3	19.3 %
2024	December	5,085.2	4,983.8	-2.0 %
2025	January	4,638.6	5,548.0	19.6 %
Total		72,781.2	83,234.3	14.4 %



This Month YoY
7,795
LY: 7,727 (+0.88%)

YoY
181,837
LY: 168,536 (+7.89%)



This Month YoY
4,509
LY: 4,460 (+1.1%)

YoY
84,115
LY: 77,037 (+9.19%)



This Month YoY
152.90
LY: 113.00 (+35.31%)

YoY
5.73K
LY: 4.87K (+17.67%)



This Month YoY
5.20K
LY: 4.25K (+22.25%)

YoY
70.50K
LY: 66.05K (+6.74%)

Passengers

Year	Month	Last Year	This Year	Variance %
2024	February	8,391	9,349	11.4 %
2024	March	11,183	11,752	5.1 %
2024	April	15,309	14,209	-7.2 %
2024	May	17,830	18,755	5.2 %
2024	June	17,908	18,449	3.0 %
2024	July	20,257	23,047	13.8 %
2024	August	24,899	24,182	-2.9 %
2024	September	17,767	19,502	9.8 %
2024	October	10,943	14,294	30.6 %
2024	November	8,731	10,108	15.8 %
2024	December	7,591	10,395	36.9 %
2025	January	7,727	7,795	0.9 %
Total		168,536	181,837	7.9 %

Cars

Year	Month	Last Year	This Year	Variance %
2024	February	4,612	5,339	15.8 %
2024	March	5,964	6,101	2.3 %
2024	April	6,644	6,814	2.6 %
2024	May	7,677	8,116	5.7 %
2024	June	7,470	7,869	5.3 %
2024	July	8,188	9,237	12.8 %
2024	August	9,808	9,626	-1.9 %
2024	September	7,291	8,223	12.8 %
2024	October	5,637	6,923	22.8 %
2024	November	5,054	5,711	13.0 %
2024	December	4,232	5,647	33.4 %
2025	January	4,460	4,509	1.1 %
Total		77,037	84,115	9.2 %

Coach Metres

Year	Month	Last Year	This Year	Variance %
2024	February	32.0	84.0	162.5 %
2024	March	119.0	189.6	59.3 %
2024	April	169.3	296.0	74.8 %
2024	May	603.1	724.2	20.1 %
2024	June	806.1	930.2	15.4 %
2024	July	581.0	799.5	37.6 %
2024	August	787.1	761.3	-3.3 %
2024	September	1,176.1	1,046.6	-11.0 %
2024	October	265.5	457.3	72.2 %
2024	November	106.0	156.4	47.5 %
2024	December	110.0	130.4	18.5 %
2025	January	113.0	152.9	35.3 %
Total		4,868.2	5,728.2	17.7 %

Commercial Vehicle Metres

Year	Month	Last Year	This Year	Variance %
2024	February	4,837.8	4,887.4	1.0 %
2024	March	6,919.0	5,127.2	-25.9 %
2024	April	6,009.2	5,899.7	-1.8 %
2024	May	6,396.5	6,048.8	-5.4 %
2024	June	6,381.9	5,619.6	-11.9 %
2024	July	6,208.9	6,596.2	6.2 %
2024	August	6,122.1	6,606.1	7.9 %
2024	September	5,612.4	6,106.6	8.8 %
2024	October	4,951.7	6,643.0	34.2 %
2024	November	4,141.1	6,290.1	51.9 %
2024	December	4,218.9	5,478.9	29.9 %
2025	January	4,251.6	5,197.6	22.3 %
Total		66,051.0	70,501.2	6.7 %



This Month YoY
10,583
LY: 12,571 (-15.81%)

YoY
213,064
LY: 201,035 (+5.98%)

Passengers				
Year	Month	Last Year	This Year	Variance %
2024	February	15,024	14,834	-1.3 %
2024	March	16,615	16,651	0.2 %
2024	April	19,302	17,419	-9.8 %
2024	May	17,841	21,938	23.0 %
2024	June	19,418	19,507	0.5 %
2024	July	17,515	22,720	29.7 %
2024	August	26,217	22,918	-12.6 %
2024	September	17,410	20,112	15.5 %
2024	October	10,470	17,408	66.3 %
2024	November	15,415	15,028	-2.5 %
2024	December	13,237	13,946	5.4 %
2025	January	12,571	10,583	-15.8 %
Total		201,035	213,064	6.0 %



This Month YoY
1,099
LY: 1,924 (-42.88%)

YoY
66,699
LY: 78,507 (-15.04%)



This Month YoY
539
LY: 796 (-32.29%)

YoY
22,919
LY: 26,984 (-15.06%)



This Month YoY
0.00
LY: 0.00

YoY
65.60
LY: 284.01 (-76.9%)



This Month YoY
15.00
LY: 121.50 (-87.65%)

YoY
1.15K
LY: 1.29K (-11.23%)

Passengers

Year	Month	Last Year	This Year	Variance %
2024	February	2,637	2,927	11.0 %
2024	March	3,856	4,819	25.0 %
2024	April	5,775	5,385	-6.8 %
2024	May	10,017	10,432	4.1 %
2024	June	10,956	9,466	-13.6 %
2024	July	13,434	12,108	-9.9 %
2024	August	13,551	3,316	-75.5 %
2024	September	9,541	8,299	-13.0 %
2024	October	3,167	5,722	80.7 %
2024	November	1,903	2,288	20.2 %
2024	December	1,742	838	-51.9 %
2025	January	1,928	1,099	-43.0 %
Total		78,507	66,699	-15.0 %

Cars

Year	Month	Last Year	This Year	Variance %
2024	February	1,191	1,158	-2.8 %
2024	March	1,607	1,797	11.8 %
2024	April	1,989	1,851	-6.9 %
2024	May	3,576	3,434	-4.0 %
2024	June	3,635	3,262	-10.3 %
2024	July	3,945	3,607	-8.6 %
2024	August	4,124	990	-76.0 %
2024	September	3,318	2,904	-12.5 %
2024	October	1,253	2,071	65.3 %
2024	November	763	927	21.5 %
2024	December	785	379	-51.7 %
2025	January	798	539	-32.5 %
Total		26,984	22,919	-15.1 %

Coach Metres

Year	Month	Last Year	This Year	Variance %
2024	February	0.0	0.0	0.0 %
2024	March	27.0	0.0	-100.0 %
2024	April	64.0	26.2	-59.1 %
2024	May	38.5	8.0	-79.2 %
2024	June	50.0	6.0	-88.0 %
2024	July	0.0	12.0	0.0 %
2024	August	42.5	0.0	-100.0 %
2024	September	62.0	0.0	-100.0 %
2024	October	0.0	13.4	0.0 %
2024	November	0.0	0.0	0.0 %
2024	December	0.0	0.0	0.0 %
2025	January	0.0	0.0	0.0 %
Total		284.0	65.6	-76.9 %

Commercial Vehicle Metres

Year	Month	Last Year	This Year	Variance %
2024	February	108.5	108.0	-0.5 %
2024	March	78.0	105.5	35.3 %
2024	April	33.0	125.1	279.1 %
2024	May	114.5	178.3	55.7 %
2024	June	201.0	129.8	-35.4 %
2024	July	193.0	129.7	-32.8 %
2024	August	144.0	7.0	-95.1 %
2024	September	76.3	109.4	43.4 %
2024	October	144.0	165.5	14.9 %
2024	November	31.0	53.5	72.6 %
2024	December	50.0	22.6	-54.8 %
2025	January	121.5	15.0	-87.7 %
Total		1,294.8	1,149.4	-11.2 %



Cars



Wemyss Bay - Rothesay

Year	Month	Last Year	This Year	Var %
2024	February	11,911	11,685	-1.9 %
2024	March	13,909	14,218	2.2 %
2024	April	16,115	14,682	-8.9 %
2024	May	15,583	17,295	11.0 %
2024	June	15,243	15,866	4.1 %
2024	July	16,762	19,444	16.0 %
2024	August	18,386	18,538	0.8 %
2024	September	15,410	16,509	7.1 %
2024	October	14,004	14,184	1.3 %
2024	November	12,058	11,699	-3.0 %
2024	December	11,308	9,882	-12.6 %
2025	January	10,047	9,892	-1.5 %
Total		170,736	173,894	1.8 %

Colintraive - Rhubodach

Year	Month	Last Year	This Year	Var %
2024	February	4,158	4,274	2.8 %
2024	March	5,351	4,989	-6.8 %
2024	April	6,094	5,497	-9.8 %
2024	May	6,240	6,697	7.3 %
2024	June	5,834	6,521	11.8 %
2024	July	7,297	7,777	6.6 %
2024	August	7,765	8,259	6.4 %
2024	September	5,708	6,882	20.6 %
2024	October	4,255	5,771	35.6 %
2024	November	3,878	4,771	23.0 %
2024	December	3,422	4,834	41.3 %
2025	January	3,616	3,843	6.3 %
Total		63,618	70,115	10.2 %

Tarbert LF - Portavadie

Year	Month	Last Year	This Year	Var %
2024	February	962	750	-22.0 %
2024	March	1,346	1,389	3.2 %
2024	April	1,714	1,470	-14.2 %
2024	May	1,917	2,801	46.1 %
2024	June	2,155	2,821	30.9 %
2024	July	2,642	3,028	14.6 %
2024	August	3,019	845	-72.0 %
2024	September	2,353	2,442	3.8 %
2024	October	932	1,746	87.3 %
2024	November	471	725	53.9 %
2024	December	483	302	-37.5 %
2025	January	495	434	-12.3 %
Total		18,489	18,753	1.4 %



LGVs



Wemyss Bay - Rothesay

Year	Month	Last Year	This Year	Var %
2024	February	1,343	2,009	49.6 %
2024	March	1,583	1,719	8.6 %
2024	April	1,474	1,816	23.2 %
2024	May	1,530	1,836	20.0 %
2024	June	1,487	1,611	8.3 %
2024	July	1,424	1,851	30.0 %
2024	August	1,737	1,785	2.8 %
2024	September	1,538	1,766	14.8 %
2024	October	1,547	1,531	-1.0 %
2024	November	1,741	1,654	-5.0 %
2024	December	1,173	1,071	-8.7 %
2025	January	1,737	1,410	-18.8 %
Total		18,314	20,059	9.5 %

Colintraive - Rhubodach

Year	Month	Last Year	This Year	Var %
2024	February	361	587	62.6 %
2024	March	504	566	12.3 %
2024	April	359	506	40.9 %
2024	May	355	625	76.1 %
2024	June	378	653	72.8 %
2024	July	382	676	77.0 %
2024	August	397	730	83.9 %
2024	September	393	702	78.6 %
2024	October	370	707	91.1 %
2024	November	342	650	90.1 %
2024	December	361	490	35.7 %
2025	January	380	449	18.2 %
Total		4,582	7,341	60.2 %

Tarbert LF - Portavadie

Year	Month	Last Year	This Year	Var %
2024	February	180	138	-23.3 %
2024	March	204	178	-12.7 %
2024	April	167	119	-28.7 %
2024	May	131	227	73.3 %
2024	June	69	190	175.4 %
2024	July	104	203	95.2 %
2024	August	182	32	-82.4 %
2024	September	155	207	33.5 %
2024	October	66	154	133.3 %
2024	November	84	94	11.9 %
2024	December	70	54	-22.9 %
2025	January	126	80	-36.5 %
Total		1,538	1,676	9.0 %



Motorhomes



Wemyss Bay - Rothesay

Year	Month	Last Year	This Year	Var %
2024	February	64	96	50.0 %
2024	March	102	173	69.6 %
2024	April	264	238	-9.8 %
2024	May	311	404	29.9 %
2024	June	323	378	17.0 %
2024	July	361	435	20.5 %
2024	August	356	375	5.3 %
2024	September	289	394	36.3 %
2024	October	176	151	-14.2 %
2024	November	81	134	65.4 %
2024	December	38	70	84.2 %
2025	January	55	42	-23.6 %
Total		2,420	2,890	19.4 %

Colintraive - Rhubodach


Year	Month	Last Year	This Year	Var %
2024	February	42	32	-23.8 %
2024	March	62	77	24.2 %
2024	April	150	140	-6.7 %
2024	May	207	265	28.0 %
2024	June	160	228	42.5 %
2024	July	196	252	28.6 %
2024	August	208	200	-3.8 %
2024	September	176	258	46.6 %
2024	October	62	107	72.6 %
2024	November	28	48	71.4 %
2024	December	14	30	114.3 %
2025	January	22	27	22.7 %
Total		1,327	1,664	25.4 %

Tarbert LF - Portavadie

Year	Month	Last Year	This Year	Var %
2024	February	34	11	-67.6 %
2024	March	30	47	56.7 %
2024	April	84	74	-11.9 %
2024	May	123	213	73.2 %
2024	June	94	139	47.9 %
2024	July	102	144	41.2 %
2024	August	128	38	-70.3 %
2024	September	128	197	53.9 %
2024	October	29	87	200.0 %
2024	November	7	20	185.7 %
2024	December	10	1	-90.0 %
2025	January	8	9	12.5 %
Total		777	980	26.1 %



Reliability & Punctuality



Reliability

Route	Colintraive - Rhubodach		Gourock - Dunoon		Tarbert LF - Portavadie		Wemyss Bay - Rothesay	
Month	Contractual	Actual	Contractual	Actual	Contractual	Actual	Contractual	Actual
Feb-24	100.0%	98.5%	95.4%	83.1%	98.5%	94.1%	99.7%	98.5%
Mar-24	100.0%	99.3%	86.4%	74.3%	99.6%	95.2%	100.0%	99.8%
Apr-24	100.0%	96.7%	99.2%	92.0%	96.0%	73.0%	99.3%	95.6%
May-24	97.5%	97.5%	97.6%	90.7%	98.5%	96.4%	100.0%	100.0%
Jun-24	100.0%	99.7%	97.0%	95.5%	100.0%	100.0%	100.0%	100.0%
Jul-24	100.0%	100.0%	90.2%	90.1%	95.7%	94.5%	100.0%	100.0%
Aug-24	100.0%	99.8%	98.7%	94.0%	47.4%	47.4%	99.5%	93.5%
Sep-24	100.0%	100.0%	98.5%	94.5%	94.5%	93.2%	98.2%	97.2%
Oct-24	100.0%	96.4%	88.1%	81.8%	96.8%	90.1%	100.0%	92.4%
Nov-24	99.8%	97.6%	99.1%	88.2%	100.0%	65.0%	100.0%	94.9%
Dec-24	100.0%	93.1%	98.6%	82.9%	100.0%	33.8%	91.8%	74.8%
Jan-25	99.9%	92.9%	99.8%	71.9%	100.0%	41.5%	99.8%	93.7%
Total	99.8%	97.6%	95.9%	86.8%	92.8%	79.1%	99.0%	95.1%

Punctuality

Route	Colintraive - Rhubodach		Gourock - Dunoon		Tarbert LF - Portavadie		Wemyss Bay - Rothesay	
Month	Contractual	Actual	Contractual	Actual	Contractual	Actual	Contractual	Actual
Feb-24	100.0%	100.0%	100.0%	100.0%	100.0%	100.0%	100.0%	99.5%
Mar-24	100.0%	100.0%	100.0%	100.0%	100.0%	99.3%	99.9%	99.5%
Apr-24	100.0%	100.0%	100.0%	99.9%	99.8%	99.1%	100.0%	98.0%
May-24	100.0%	100.0%	100.0%	100.0%	93.5%	87.7%	100.0%	97.8%
Jun-24	100.0%	100.0%	100.0%	100.0%	100.0%	100.0%	99.7%	98.4%
Jul-24	100.0%	100.0%	100.0%	99.6%	99.8%	99.2%	99.7%	96.2%
Aug-24	100.0%	99.9%	100.0%	99.8%	96.3%	96.3%	99.9%	89.9%
Sep-24	100.0%	100.0%	100.0%	99.8%	99.5%	99.3%	99.7%	97.6%
Oct-24	100.0%	100.0%	99.8%	99.0%	100.0%	97.3%	100.0%	97.1%
Nov-24	100.0%	100.0%	100.0%	100.0%	100.0%	99.3%	100.0%	96.3%
Dec-24	100.0%	100.0%	100.0%	99.8%	99.3%	99.3%	99.5%	94.2%
Jan-25	100.0%	100.0%	99.9%	99.9%	100.0%	100.0%	100.0%	99.2%
Total	100.0%	100.0%	100.0%	99.8%	98.9%	97.6%	99.9%	97.1%



Reliability & Punctuality Summary

Summary of Scheduled, Operated, Cancelled & Diverted Sailings by Route and Leg

Month	Route	Leg	Operated Sailings	Scheduled Sailings	Additional Sailings	Cancelled Sailings	Diverted Sailings
Jan-25	Colintraive - Rhubodach	Colintraive-Rhubodach	858	924	0	66	0
Jan-25	Colintraive - Rhubodach	Rhubodach-Colintraive	858	924	0	66	0
Jan-25	Gourock - Dunoon	Dunoon-Gourock (Dunoon)	548	762	0	214	0
Jan-25	Gourock - Dunoon	Gourock (Dunoon)-Dunoon	548	763	0	215	0
Jan-25	Tarbert LF - Portavadie	Portavadie-Tarbert (Loch Fyne)	83	203	0	120	0
Jan-25	Tarbert LF - Portavadie	Tarbert (Loch Fyne)-Portavadie	86	204	0	118	0
Jan-25	Wemyss Bay - Rothesay	Gourock (Divert)-Rothesay	5		5	0	0
Jan-25	Wemyss Bay - Rothesay	Rothesay-Gourock (Divert)	5	5	0	0	5
Jan-25	Wemyss Bay - Rothesay	Rothesay-Wemyss Bay	375	398	0	23	0
Jan-25	Wemyss Bay - Rothesay	Wemyss Bay-Rothesay	375	403	0	28	0
Total			3,741	4,586	5	850	5

Summary of Cancellations, Lateness & Relief Events by Route and Leg

Month	Route	Leg	Cancelled Sailings	Cancelled (Relief)	Cancelled (No Relief)	On Time	Level 1 Late	Level 1 (Relief)	Level 1 (No Relief)	Level 2 Late	Level 2 (Relief)	Level 2 (No Relief)
Jan-25	Colintraive - Rhubodach	Colintraive-Rhubodach	66	65	1	858	0	0	0	0	0	0
Jan-25	Colintraive - Rhubodach	Rhubodach-Colintraive	66	66	0	858	0	0	0	0	0	0
Jan-25	Gourock - Dunoon	Dunoon-Gourock (Dunoon)	214	212	2	547	0	0	0	1	0	1
Jan-25	Gourock - Dunoon	Gourock (Dunoon)-Dunoon	215	214	1	548	0	0	0	0	0	0
Jan-25	Tarbert LF - Portavadie	Portavadie-Tarbert (Loch Fyne)	120	120	0	83	0	0	0	0	0	0
Jan-25	Tarbert LF - Portavadie	Tarbert (Loch Fyne)-Portavadie	118	118	0	86	0	0	0	0	0	0
Jan-25	Wemyss Bay - Rothesay	Gourock (Divert)-Rothesay	0	0	0	0	0	0	0	0	0	0
Jan-25	Wemyss Bay - Rothesay	Rothesay-Gourock (Divert)	0	0	0	0	2	2	0	3	3	0
Jan-25	Wemyss Bay - Rothesay	Rothesay-Wemyss Bay	23	22	1	374	1	1	0	0	0	0
Jan-25	Wemyss Bay - Rothesay	Wemyss Bay-Rothesay	28	27	1	375	0	0	0	0	0	0
Total			850	844	6	3,729	3	3	0	4	3	1