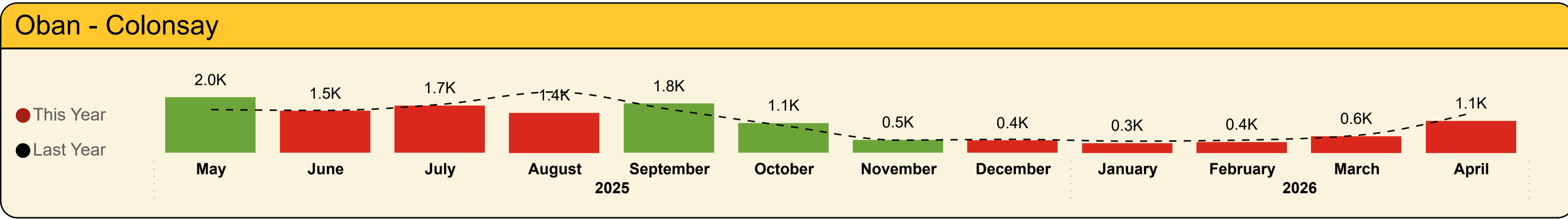
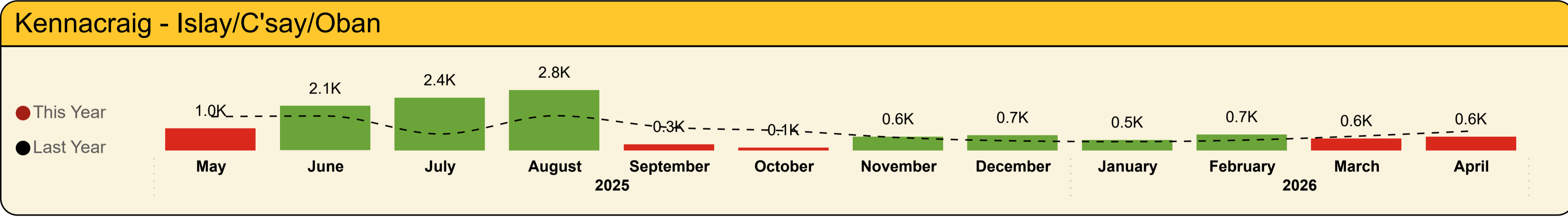




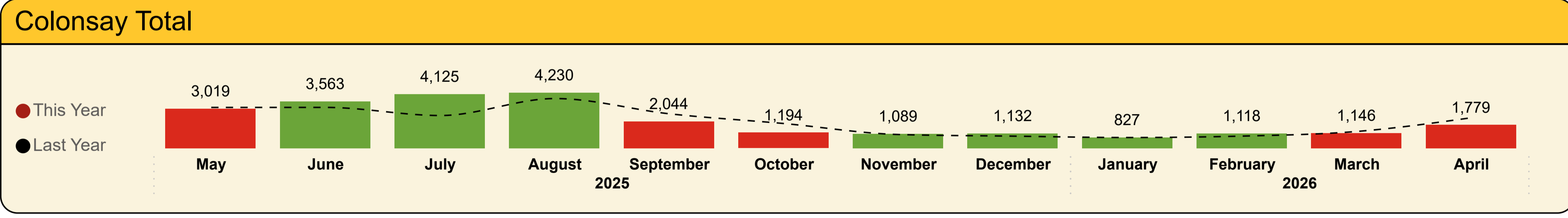
Shipped Passengers



This Month YoY
1,148 LY: 1,436 (-20.06%)
YoY
12,846 LY: 13,424 (-4.3%)



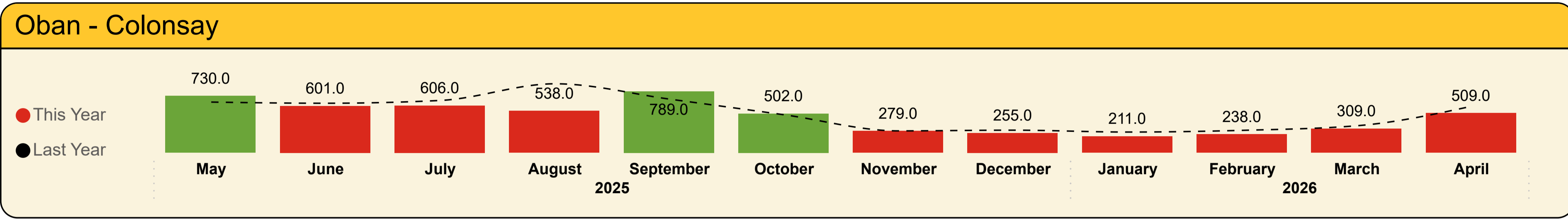
This Month YoY
631 LY: 890 (-29.1%)
YoY
12,420 LY: 10,895 (+14%)



This Month YoY
1,779 LY: 2,326 (-23.52%)
YoY
25,266 LY: 24,319 (+3.9%)

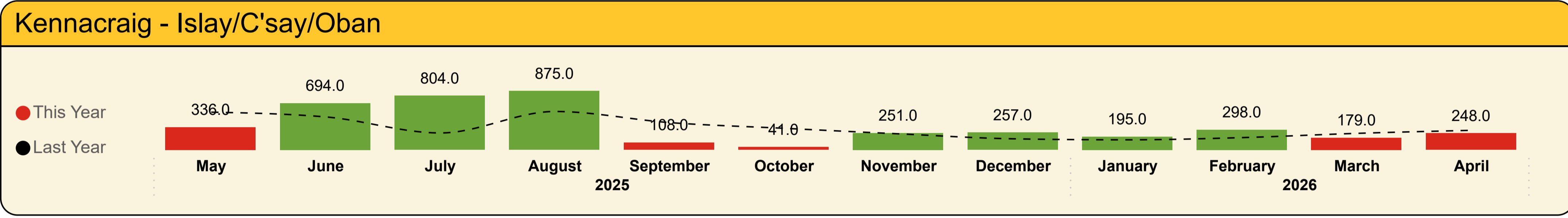


Shipped Cars



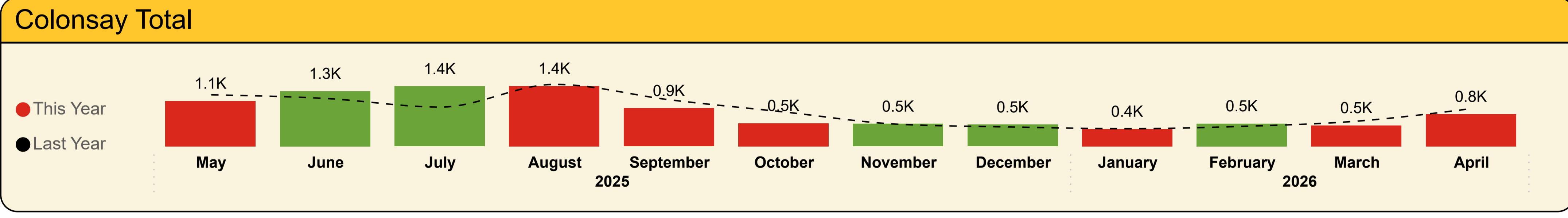
This Month YoY
509
LY: 597 (-14.74%)

YoY
5,567
LY: 6,091 (-8.6%)



This Month YoY
248
LY: 290 (-14.48%)

YoY
4,286
LY: 3,863 (+11%)

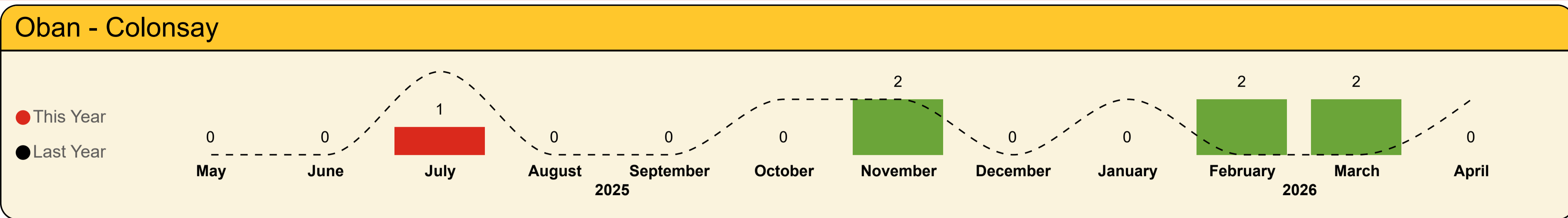


This Month YoY
757
LY: 887 (-14.66%)

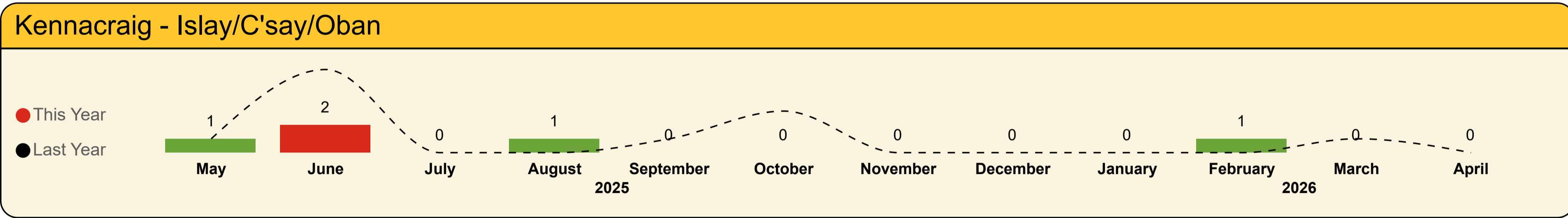
YoY
9,853
LY: 9,954 (-1%)



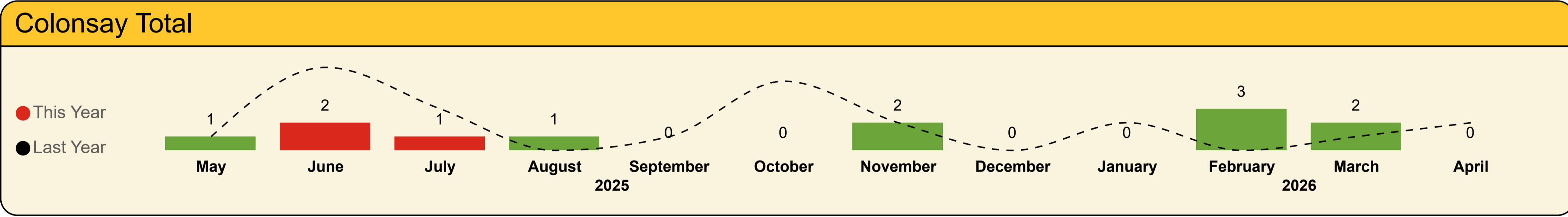
Shipped Coaches



This Month YoY
0 LY: 2 (-100%)
YoY
7 LY: 11 (-36.4%)



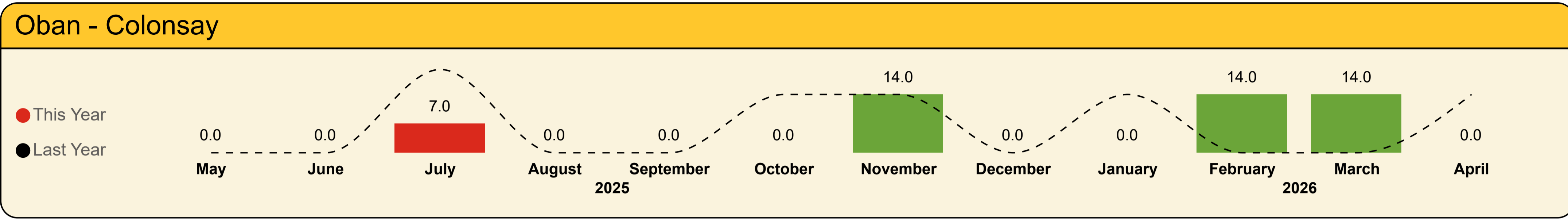
This Month YoY
0 LY: 0
YoY
5 LY: 12 (-58.3%)



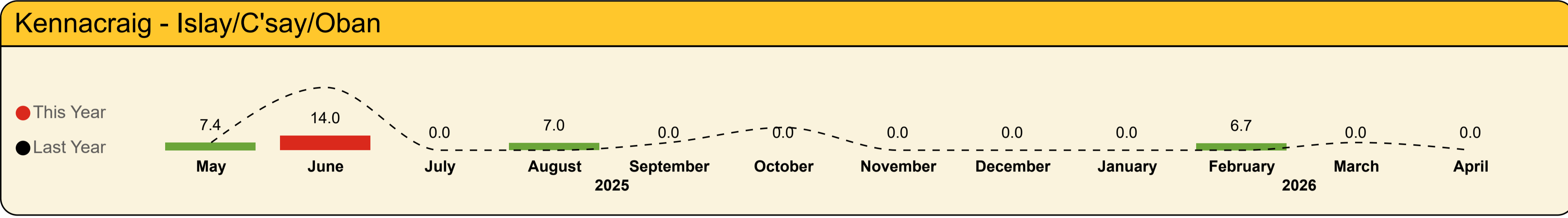
This Month YoY
0 LY: 2 (-100%)
YoY
12 LY: 23 (-47.8%)




Shipped Coach Metres



This Month YoY
0.0 LY: 14.0 (-100%)
YoY
49.0 LY: 76.0 (-35.5%)



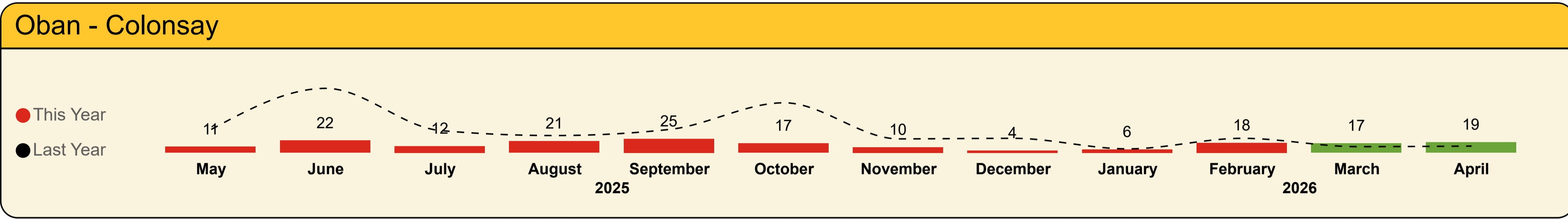
This Month YoY
0.0 LY: 0.0
YoY
35.1 LY: 104.6 (-66.4%)



This Month YoY
0.0 LY: 14.0 (-100%)
YoY
84.1 LY: 180.6 (-53.4%)

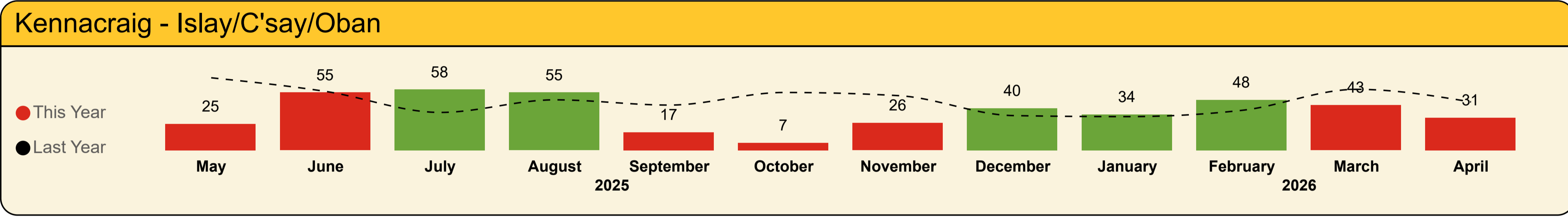


Shipped Commercial Vehicles



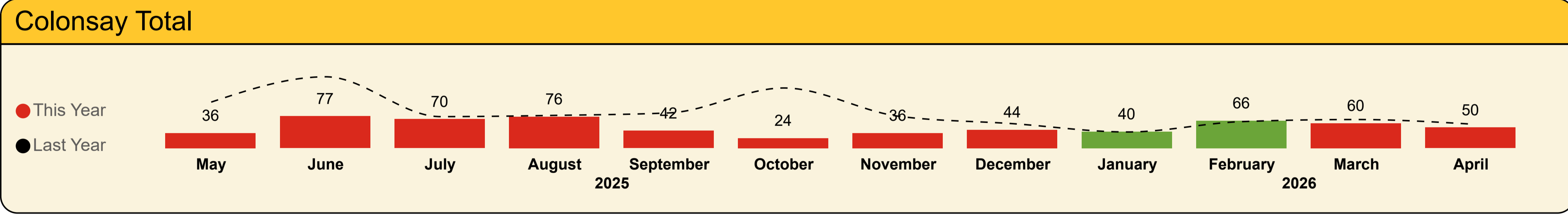
This Month YoY
19
LY: 12 (+58.3%)

YoY
182
LY: 468 (-61.1%)



This Month YoY
31
LY: 46 (-32.6%)

YoY
439
LY: 566 (-22.4%)

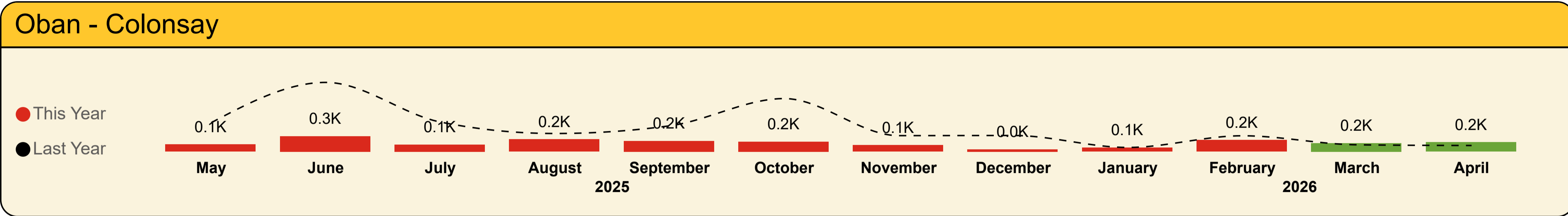


This Month YoY
50
LY: 58 (-13.8%)

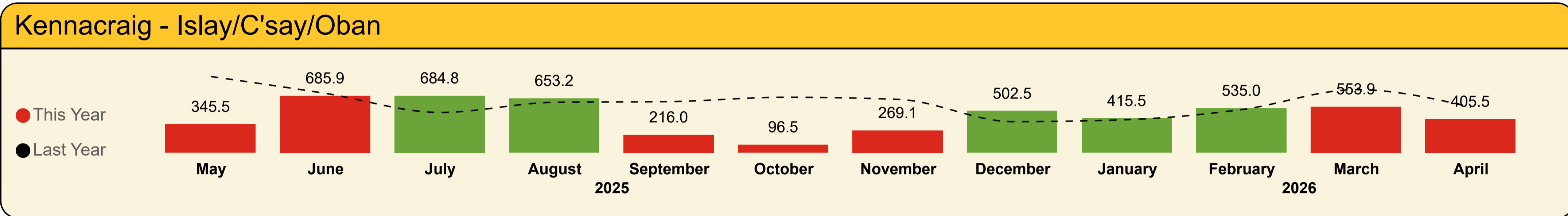
YoY
621
LY: 1,034 (-39.9%)



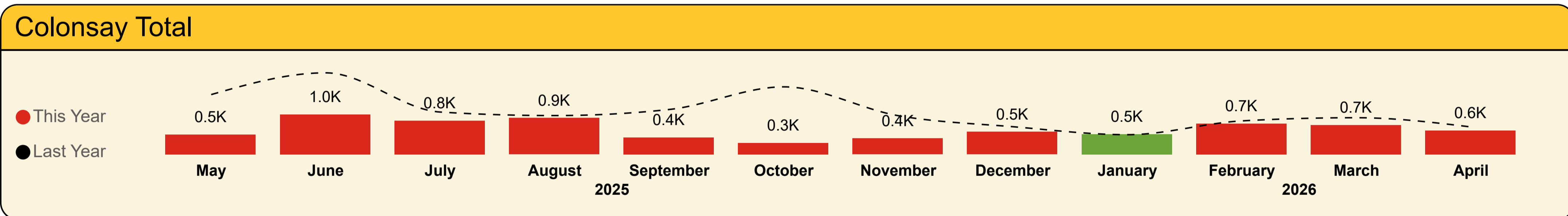
Shipped Commercial Vehicle Metres



This Month YoY
168.0 LY: 109.7 (+53.1%)
YoY
1.9K LY: 5.2K (-63.9%)



This Month YoY
405.5 LY: 549.2 (-26.2%)
YoY
5.4K LY: 7.2K (-26%)

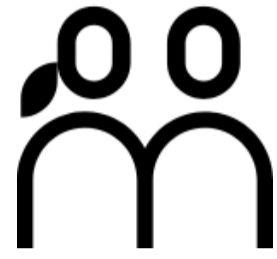


This Month YoY
573.5 LY: 658.9 (-13%)
YoY
7.2K LY: 12.5K (-41.8%)



Colonsay Total

Contractual Carrying Groups



This Month YoY	YoY
1,779	25,266
LY: 2,326 (-23.5%)	LY: 24,319 (+3.9%)

Passengers



This Month YoY	YoY
757	9,853
LY: 887 (-14.7%)	LY: 9,954 (-1%)

Cars



This Month YoY	YoY
0.00	84.10
LY: 14.00 (-100%)	LY: 180.60 (-53.4%)

Coach Metres



This Month YoY	YoY
573.50	7.25K
LY: 658.90 (-13%)	LY: 12.46K (-41.8%)

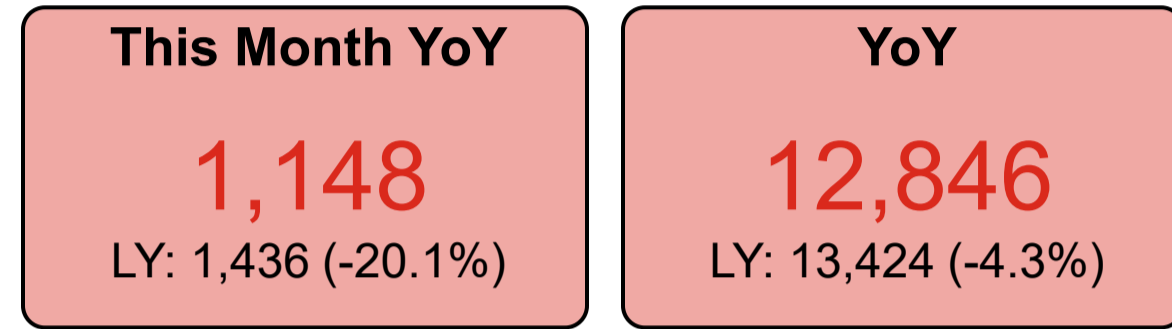
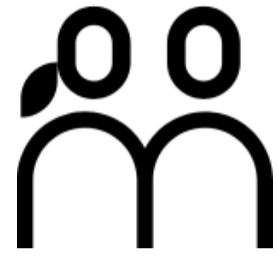
Commercial Vehicle Metres

Year	Month	Last Year	This Year	Variance
2025	May	3,111	3,019	-3.0%
2025	June	3,113	3,563	14.5%
2025	July	2,494	4,125	65.4%
2025	August	3,788	4,230	11.7%
2025	September	2,624	2,044	-22.1%
2025	October	1,881	1,194	-36.5%
2025	November	1,044	1,089	4.3%
2025	December	920	1,132	23.0%
2026	January	815	827	1.5%
2026	February	924	1,118	21.0%
2026	March	1,279	1,146	-10.4%
2026	April	2,326	1,779	-23.5%
Total		24,319	25,266	3.9%

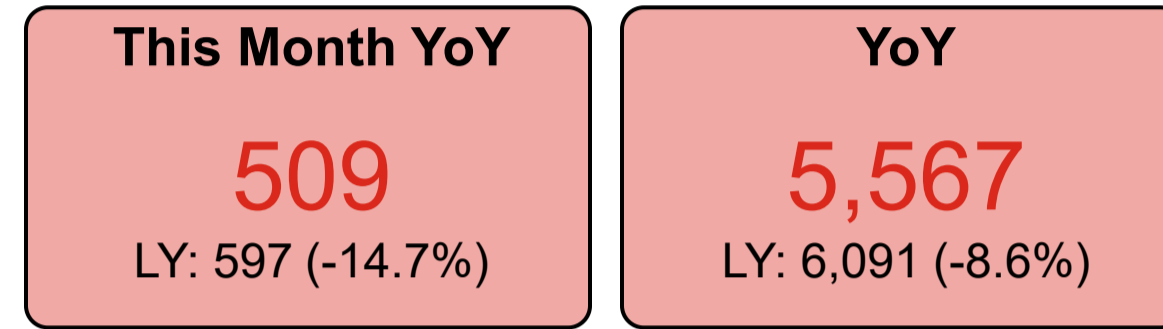
Year	Month	Last Year	This Year	Variance
2025	May	1,050	1,066	-12.0%
2025	June	1,055	1,295	15.1%
2025	July	1,012	1,410	52.8%
2025	August	1,269	1,413	-3.0%
2025	September	934	897	-18.0%
2025	October	634	543	-32.8%
2025	November	409	530	2.1%
2025	December	393	512	12.8%
2026	January	327	406	-2.2%
2026	February	398	536	14.0%
2026	March	541	488	-17.6%
2026	April	796	757	-14.7%
Total		8,818	9,853	-1.0%

Year	Month	Last Year	This Year	Variance
2025	May	7.4	7.4	0.0%
2025	June	60.5	14.0	-76.9%
2025	July	20.0	7.0	-65.0%
2025	August	0.0	7.0	0.0%
2025	September	7.4	0.0	-100.0%
2025	October	28.5	0.0	-100.0%
2025	November	14.0	14.0	0.0%
2025	December	0.0	0.0	0.0%
2026	January	14.0	0.0	-100.0%
2026	February	0.0	20.7	0.0%
2026	March	7.4	14.0	89.2%
2026	April	14.0	0.0	-100.0%
Total		173.2	84.1	-53.4%

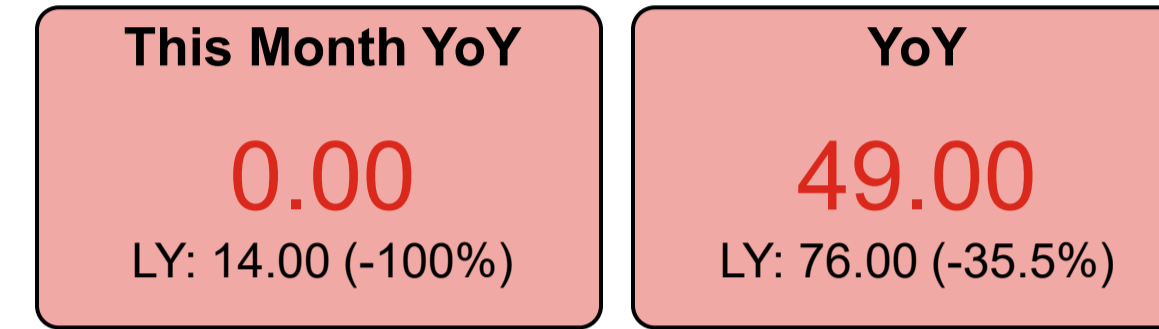
Year	Month	Last Year	This Year	Variance
2025	May	973.8	475.4	-66.9%
2025	June	1,659.4	962.7	-50.9%
2025	July	931.4	812.3	-20.2%
2025	August	492.4	875.7	-6.1%
2025	September	730.6	407.2	-62.3%
2025	October	1,249.4	276.5	-83.0%
2025	November	722.9	385.1	-58.6%
2025	December	600.3	542.5	-18.4%
2026	January	394.1	487.5	3.0%
2026	February	674.5	743.4	-7.7%
2026	March	649.5	706.5	-19.8%
2026	April	419.7	573.5	-13.0%
Total		9,498.0	7,248.3	-41.8%



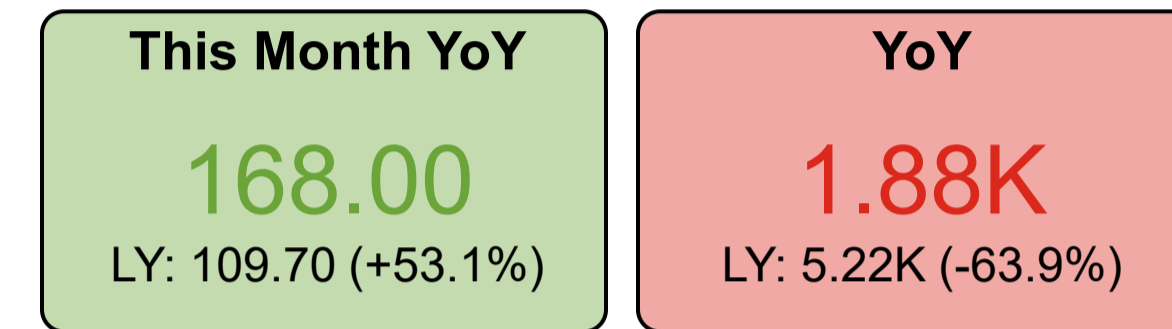
Passengers



Cars



Coach Metres



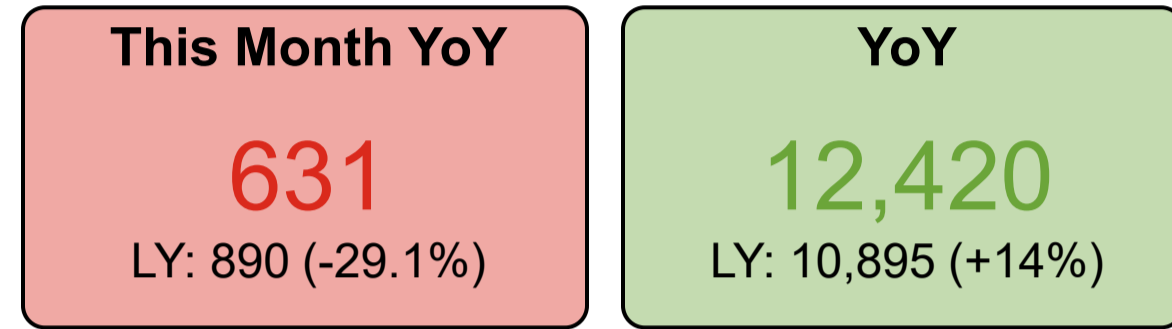
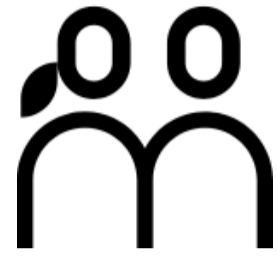
Commercial Vehicle Metres

Year	Month	Last Year	This Year	Variance
2025	May	1,554	1,997	28.5%
2025	June	1,526	1,509	-1.1%
2025	July	1,741	1,696	-2.6%
2025	August	2,189	1,437	-34.4%
2025	September	1,565	1,770	13.1%
2025	October	975	1,065	9.2%
2025	November	455	459	0.9%
2025	December	483	440	-8.9%
2026	January	417	345	-17.3%
2026	February	456	384	-15.8%
2026	March	627	596	-4.9%
2026	April	1,436	1,148	-20.1%
Total		13,424	12,846	-4.3%

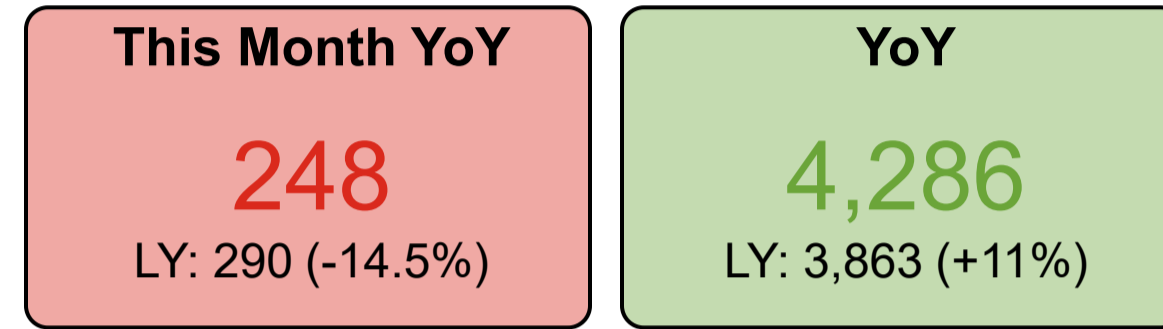
Year	Month	Last Year	This Year	Variance
2025	May	689	730	12.1%
2025	June	657	601	-5.5%
2025	July	781	606	-9.8%
2025	August	908	538	-39.3%
2025	September	698	789	14.5%
2025	October	494	502	2.9%
2025	November	307	279	-0.7%
2025	December	281	255	-12.1%
2026	January	265	211	-20.7%
2026	February	282	238	-17.4%
2026	March	362	309	-11.0%
2026	April	590	509	-14.7%
Total		6,314	5,567	-8.6%

Year	Month	Last Year	This Year	Variance
2025	May	0.0	0.0	0.0%
2025	June	0.0	0.0	0.0%
2025	July	20.0	7.0	-65.0%
2025	August	0.0	0.0	0.0%
2025	September	0.0	0.0	0.0%
2025	October	14.0	0.0	-100.0%
2025	November	14.0	14.0	0.0%
2025	December	0.0	0.0	0.0%
2026	January	14.0	0.0	-100.0%
2026	February	0.0	14.0	0.0%
2026	March	0.0	14.0	0.0%
2026	April	14.0	0.0	-100.0%
Total		76.0	49.0	-35.5%

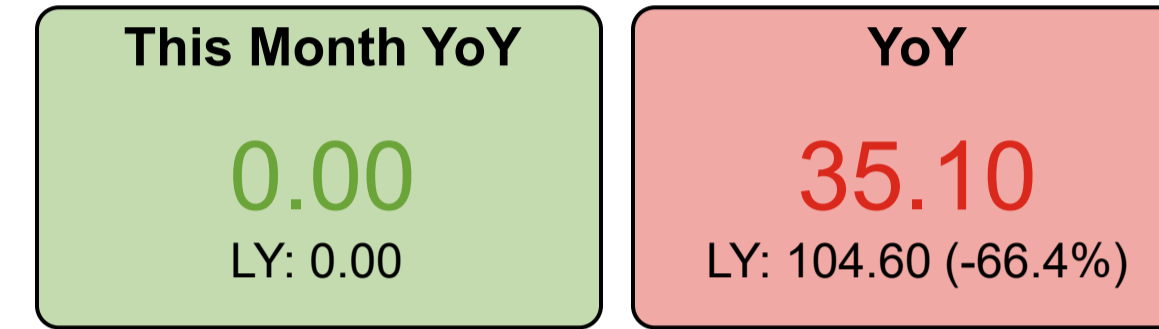
Year	Month	Last Year	This Year	Variance
2025	May	521.1	129.9	-75.1%
2025	June	1,192.0	276.8	-77.8%
2025	July	612.2	127.5	-76.1%
2025	August	322.7	222.5	-31.8%
2025	September	416.8	191.2	-58.8%
2025	October	949.5	180.0	-81.2%
2025	November	279.1	116.0	-59.7%
2025	December	290.4	40.0	-86.2%
2026	January	75.0	72.0	-4.0%
2026	February	285.1	208.4	-26.9%
2026	March	122.6	152.6	24.5%
2026	April	118.2	168.0	53.1%
Total		5,184.7	1,884.9	-63.9%



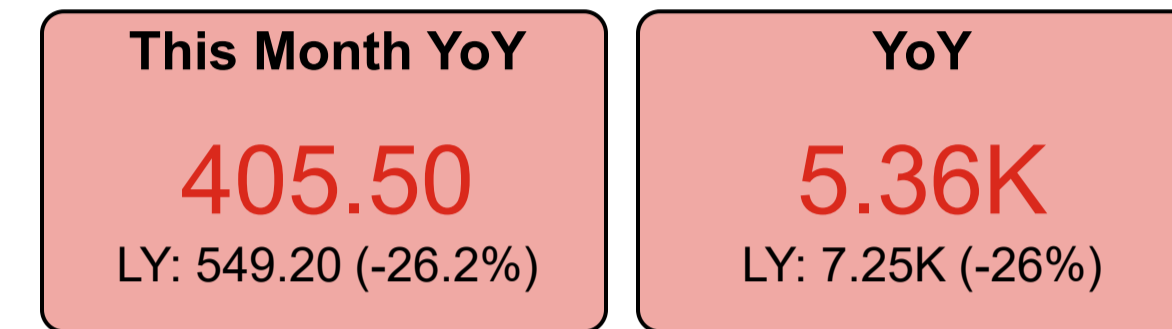
Passengers



Cars



Coach Metres



Commercial Vehicle Metres

Year	Month	Last Year	This Year	Variance
2025	May	1,557	1,022	-34.4%
2025	June	1,587	2,054	29.4%
2025	July	753	2,429	222.6%
2025	August	1,599	2,793	74.7%
2025	September	1,059	274	-74.1%
2025	October	906	129	-85.8%
2025	November	589	630	7.0%
2025	December	437	692	58.4%
2026	January	398	482	21.1%
2026	February	468	734	56.8%
2026	March	652	550	-15.6%
2026	April	890	631	-29.1%
Total		10,895	12,420	14.0%

Year	Month	Last Year	This Year	Variance
2025	May	361	336	-40.0%
2025	June	398	694	41.9%
2025	July	231	804	220.3%
2025	August	361	875	53.5%
2025	September	236	108	-73.3%
2025	October	140	41	-87.2%
2025	November	102	251	5.5%
2025	December	112	257	56.7%
2026	January	62	195	30.9%
2026	February	116	298	63.7%
2026	March	179	179	-26.9%
2026	April	206	248	-14.5%
Total		2,504	4,286	11.0%

Year	Month	Last Year	This Year	Variance
2025	May	7.4	7.4	0.0%
2025	June	60.5	14.0	-76.9%
2025	July	0.0	0.0	0.0%
2025	August	0.0	7.0	0.0%
2025	September	7.4	0.0	-100.0%
2025	October	14.5	0.0	-100.0%
2025	November	0.0	0.0	0.0%
2025	December	0.0	0.0	0.0%
2026	January	0.0	0.0	0.0%
2026	February	0.0	6.7	0.0%
2026	March	7.4	0.0	-100.0%
2026	April	0.0	0.0	0.0%
Total		97.2	35.1	-66.4%

Year	Month	Last Year	This Year	Variance
2025	May	452.7	345.5	-62.3%
2025	June	467.4	685.9	-3.8%
2025	July	319.2	684.8	41.3%
2025	August	169.7	653.2	7.7%
2025	September	313.8	216.0	-64.9%
2025	October	299.9	96.5	-85.5%
2025	November	443.8	269.1	-58.1%
2025	December	309.9	502.5	34.2%
2026	January	319.1	415.5	4.3%
2026	February	389.4	535.0	2.9%
2026	March	526.9	553.9	-27.0%
2026	April	301.5	405.5	-26.2%
Total		4,313.3	5,363.4	-26.0%



Cars



Kennacraig - Islay/C'say/Oban

Year	Month	Last Year	This Year	Var %
2025	May	277	195	-34.3%
2025	June	333	543	67.3%
2025	July	194	667	249.4%
2025	August	301	764	145.7%
2025	September	192	80	-53.4%
2025	October	115	38	-70.7%
2025	November	83	128	57.8%
2025	December	103	129	23.2%
2026	January	49	130	156.5%
2026	February	95	234	150.0%
2026	March	150	150	1.1%
2026	April	169	160	-9.7%
Total		2,061	3,218	54.3%

Oban - Colonsay

Year	Month	Last Year	This Year	Var %
2025	May	560	611	5.1%
2025	June	522	492	-9.1%
2025	July	622	472	-26.0%
2025	August	726	442	-41.0%
2025	September	540	612	12.2%
2025	October	381	374	0.8%
2025	November	212	208	-9.1%
2025	December	217	198	-9.3%
2026	January	204	172	-21.1%
2026	February	210	184	-15.6%
2026	March	292	228	-14.6%
2026	April	476	423	-16.3%
Total		4,962	4,416	-12.9%



LGVs



Kennacraig - Islay/C'say/Oban

Year	Month	Last Year	This Year	Var
2025	May	33	13	-60.6%
2025	June	33	56	69.7%
2025	July	17	62	264.7%
2025	August	24	45	87.5%
2025	September	18	17	-5.6%
2025	October	19	2	-89.5%
2025	November	16	24	50.0%
2025	December	4	6	50.0%
2026	January	11	21	90.9%
2026	February	14	34	142.9%
2026	March	19	16	-15.8%
2026	April	25	15	-40.0%
Total		233	311	33.5%

Oban - Colonsay

Year	Month	Last Year	This Year	Var
2025	May	94	70	-25.5%
2025	June	100	64	-36.0%
2025	July	121	74	-38.8%
2025	August	122	67	-45.1%
2025	September	96	108	12.5%
2025	October	80	88	10.0%
2025	November	67	52	-22.4%
2025	December	41	37	-9.8%
2026	January	44	22	-50.0%
2026	February	53	34	-35.8%
2026	March	58	65	12.1%
2026	April	87	33	-62.1%
Total		963	714	-25.9%



Motorhomes



Kennacraig - Islay/C'say/Oban

Year	Month	Last Year	This Year	Var
2025	May	42	23	-45.2%
2025	June	22	57	159.1%
2025	July	14	55	292.9%
2025	August	25	59	136.0%
2025	September	21	11	-47.6%
2025	October	5	0	-100.0%
2025	November	1	3	200.0%
2025	December	4	1	-75.0%
2026	January	1	4	300.0%
2026	February	4	10	150.0%
2026	March	2	10	400.0%
2026	April	11	8	-27.3%
Total		152	241	58.6%

Oban - Colonsay

Year	Month	Last Year	This Year	Var
2025	May	9	23	155.6%
2025	June	6	19	216.7%
2025	July	10	9	-10.0%
2025	August	18	16	-11.1%
2025	September	24	36	50.0%
2025	October	8	12	50.0%
2025	November	2	3	50.0%
2025	December	3	2	-33.3%
2026	January	4	4	0.0%
2026	February	2	5	150.0%
2026	March	3	4	33.3%
2026	April	16	21	31.3%
Total		105	154	46.7%



Caravans



Kennacraig - Islay/C'say/Oban


Year	Month	Last Year	This Year	Var
2025	May	1	2	100.0%
2025	June	2	1	-50.0%
2025	July	0	1	0.0%
2025	August	2	1	-50.0%
2025	September	0	0	0.0%
2025	October	0	0	0.0%
2025	November	0	0	0.0%
2025	December	0	0	0.0%
2026	January	0	0	0.0%
2026	February	0	0	0.0%
2026	March	0	0	0.0%
2026	April	0	0	0.0%
Total		5	5	0.0%

Oban - Colonsay

Year	Month	Last Year	This Year	Var
2025	May	0	1	0.0%
2025	June	1	0	-100.0%
2025	July	0	0	0.0%
2025	August	0	0	0.0%
2025	September	0	0	0.0%
2025	October	1	0	-100.0%
2025	November	1	0	-100.0%
2025	December	0	0	0.0%
2026	January	0	0	0.0%
2026	February	1	0	-100.0%
2026	March	0	1	0.0%
2026	April	0	1	0.0%
Total		4	3	-25.0%



Trailers



Kennacraig - Islay/C'say/Oban

Year	Month	Last Year	This Year	Var
2025	May	7	3	-57.1%
2025	June	7	8	14.3%
2025	July	6	19	216.7%
2025	August	8	13	62.5%
2025	September	4	2	-50.0%
2025	October	0	0	0.0%
2025	November	2	4	100.0%
2025	December	1	2	100.0%
2026	January	1	4	300.0%
2026	February	2	11	450.0%
2026	March	8	4	-50.0%
2026	April	1	3	200.0%
Total		47	73	55.3%

Oban - Colonsay

Year	Month	Last Year	This Year	Var
2025	May	22	19	-13.6%
2025	June	26	19	-26.9%
2025	July	27	18	-33.3%
2025	August	37	10	-73.0%
2025	September	37	23	-37.8%
2025	October	18	22	22.2%
2025	November	23	14	-39.1%
2025	December	12	17	41.7%
2026	January	12	11	-8.3%
2026	February	14	11	-21.4%
2026	March	9	11	22.2%
2026	April	10	15	50.0%
Total		247	190	-23.1%



Motorbikes



Kennacraig - Islay/C'say/Oban

Year	Month	Last Year	This Year	Var
2025	May	1	8	700.0%
2025	June	4	1	-75.0%
2025	July	3	9	200.0%
2025	August	1	12	1,100.0%
2025	September	1	2	100.0%
2025	October	0	0	0.0%
2025	November	0	1	0.0%
2025	December	0	0	0.0%
2026	January	0	0	0.0%
2026	February	0	0	0.0%
2026	March	0	1	0.0%
2026	April	0	2	0.0%
Total		10	36	260.0%

Oban - Colonsay

Year	Month	Last Year	This Year	Var
2025	May	0	6	0.0%
2025	June	1	0	-100.0%
2025	July	4	0	-100.0%
2025	August	0	3	0.0%
2025	September	2	2	0.0%
2025	October	0	3	0.0%
2025	November	0	0	0.0%
2025	December	1	0	-100.0%
2026	January	0	0	0.0%
2026	February	0	0	0.0%
2026	March	1	0	-100.0%
2026	April	9	0	-100.0%
Total		18	14	-22.2%



Bicycles



Kennacraig - Islay/C'say/Oban

Year	Month	Last Year	This Year	Var
2025	May	39	31	-20.5%
2025	June	16	129	706.3%
2025	July	13	105	707.7%
2025	August	26	125	380.8%
2025	September	25	2	-92.0%
2025	October	1	0	-100.0%
2025	November	1	0	-100.0%
2025	December	2	1	-50.0%
2026	January	0	0	0.0%
2026	February	0	0	0.0%
2026	March	0	1	0.0%
2026	April	27	7	-74.1%
Total		150	401	167.3%

Oban - Colonsay

Year	Month	Last Year	This Year	Var
2025	May	90	148	64.4%
2025	June	49	86	75.5%
2025	July	46	47	2.2%
2025	August	45	60	33.3%
2025	September	72	47	-34.7%
2025	October	25	21	-16.0%
2025	November	0	2	0.0%
2025	December	3	1	-66.7%
2026	January	3	1	-66.7%
2026	February	4	2	-50.0%
2026	March	10	8	-20.0%
2026	April	55	42	-23.6%
Total		402	465	15.7%




Reliability & Punctuality



Reliability

Year	Month	Kennacraig - Islay/C'say/Oban	Oban - Colonsay	
2025	May	67.9%	86.5%	
	June	100.0%	93.2%	
	July	87.9%	100.0%	
	August	95.9%	81.8%	
	September	63.6%	82.1%	
	October	25.0%	84.0%	
	November	60.0%	91.7%	
	December	62.5%	92.9%	
	2026	January	75.0%	84.6%
		February	100.0%	83.3%
		March	64.7%	66.7%
		April	36.1%	62.5%
Total		77.1%	84.0%	



Punctuality

Year	Month	Kennacraig - Islay/C'say/Oban	Oban - Colonsay	
2025	May	73.7%	95.6%	
	June	86.4%	87.8%	
	July	68.6%	100.0%	
	August	78.7%	88.9%	
	September	100.0%	80.4%	
	October	0.0%	83.3%	
	November	83.3%	81.8%	
	December	60.0%	92.3%	
	2026	January	80.0%	77.3%
		February	43.8%	90.0%
		March	45.5%	75.0%
		April	76.9%	32.0%
Total		73.6%	83.8%	



Reliability & Punctuality Summary

Summary of Scheduled, Operated, Cancelled, Late & Diverted Sailings

Year	Month	Route	Leg	Operated Sailings	Scheduled Sailings	Additional Sailings	Cancelled Sailings	Diverted Sailings	On Time	Late
2026	April	Kennacraig - Islay/C'say/Oban	Colonsay-Oban	3	5	2	4	0	1	0
2026	April	Kennacraig - Islay/C'say/Oban	Colonsay-Port Askaig	4	7	2	5	0	1	1
2026	April	Kennacraig - Islay/C'say/Oban	Colonsay-Port Ellen	1		1	0	0	0	0
2026	April	Kennacraig - Islay/C'say/Oban	Kennacraig-Port Askaig	3	7	0	4	0	2	1
2026	April	Kennacraig - Islay/C'say/Oban	Oban-Colonsay	2	5	1	4	0	1	0
2026	April	Kennacraig - Islay/C'say/Oban	Port Askaig-Colonsay	5	7	2	4	0	2	1
2026	April	Kennacraig - Islay/C'say/Oban	Port Askaig-Kennacraig	4	5	1	2	0	3	0
2026	April	Kennacraig - Islay/C'say/Oban	Port Askaig-Oban	1		1	0	0	0	0
2026	April	Oban - Colonsay	Colonsay-Oban	15	20	3	8	0	4	8
2026	April	Oban - Colonsay	Oban-Colonsay	16	20	3	7	0	4	9
Total				54	76	16	38	0	18	20

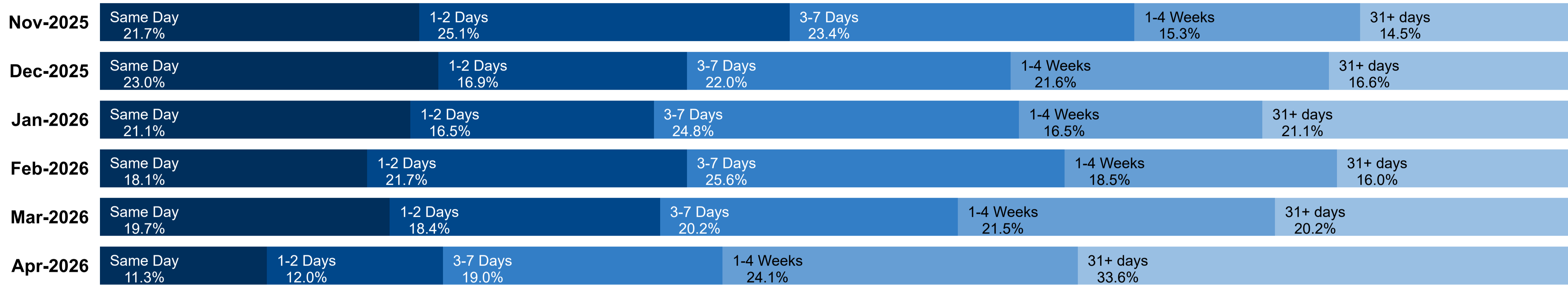
Monthly Performance Pack

Booking Lead Time by Month of Travel



This visual shows how far in advance customers book their travel, grouped by the month in which they actually travel.

All Bookings



Bookings with Vehicles

