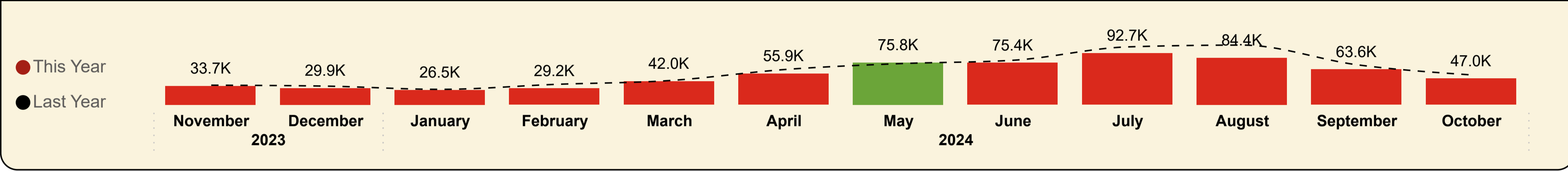




Shipped Passengers

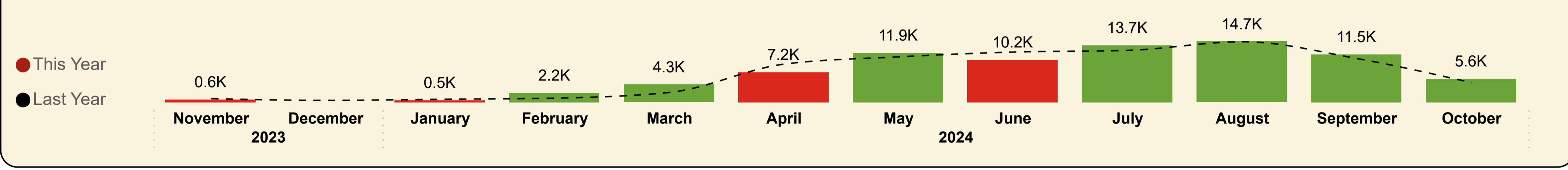
Ardrossan - Brodick



This Month YoY
47,044
LY: 53,539 (-12.13%)

YoY
656,277
LY: 729,564 (-10%)

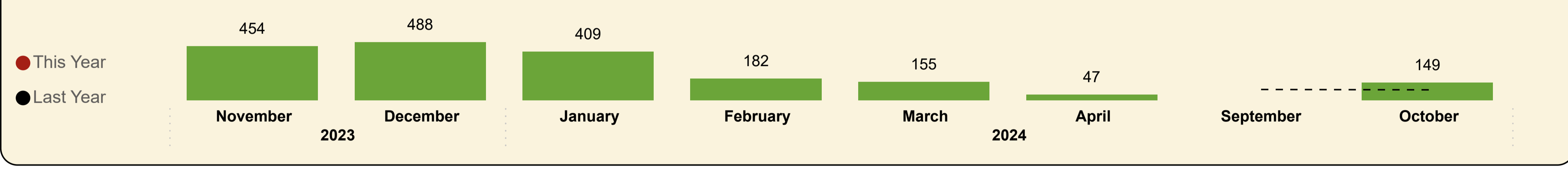
Claonaig - Lochranza



This Month YoY
5,646
LY: 4,715 (+19.75%)

YoY
82,430
LY: 79,822 (+3.3%)

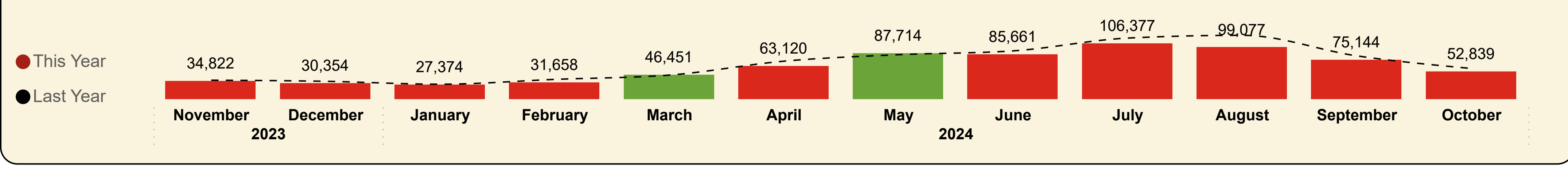
Tarbert LF - Lochranza



This Month YoY
149
LY: 87 (+71.26%)

YoY
1,884
LY: 177 (+964.4%)

Arran Total



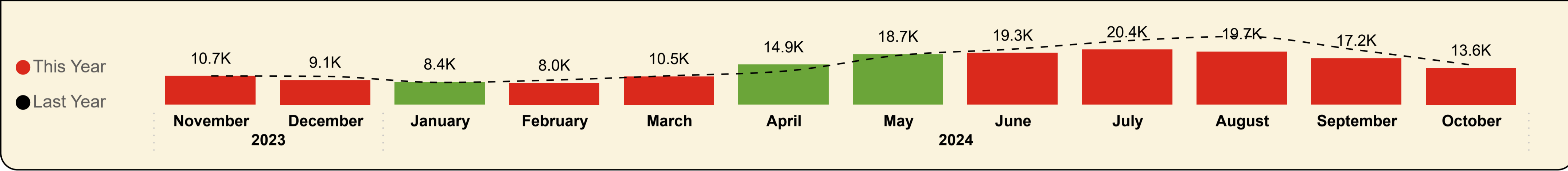
This Month YoY
52,839
LY: 58,341 (-9.43%)

YoY
740,591
LY: 809,563 (-8.5%)



Shipped Cars

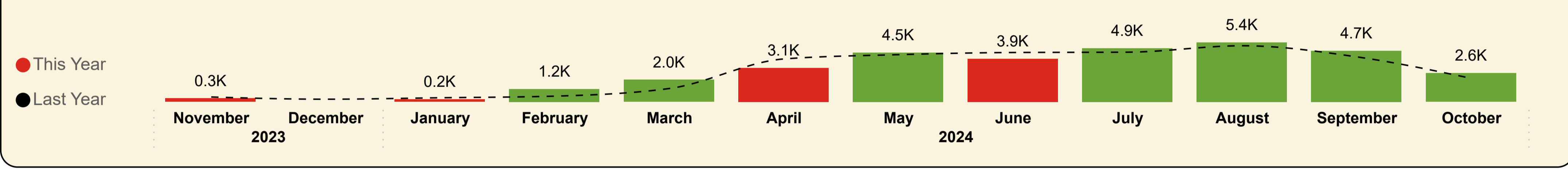
Ardrossan - Brodick



This Month YoY
13,583
LY: 14,739 (-7.84%)

YoY
170,513
LY: 185,004 (-7.8%)


Claonaig - Lochranza



This Month YoY
2,619
LY: 2,132 (+22.84%)

YoY
32,808
LY: 31,356 (+4.6%)

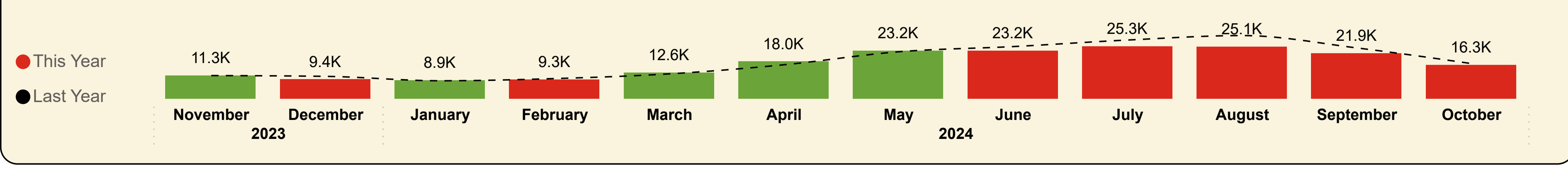
Tarbert LF - Lochranza



This Month YoY
58
LY: 46 (+26.09%)

YoY
953
LY: 100 (+853%)

Arran Total



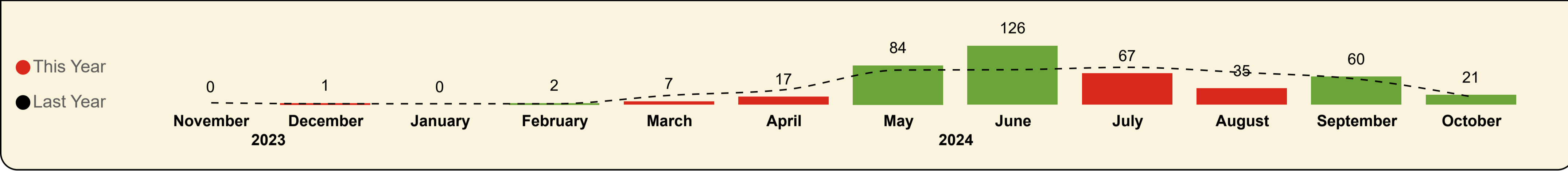
This Month YoY
16,260
LY: 16,917 (-3.88%)

YoY
204,274
LY: 216,461 (-5.6%)



Shipped Coaches

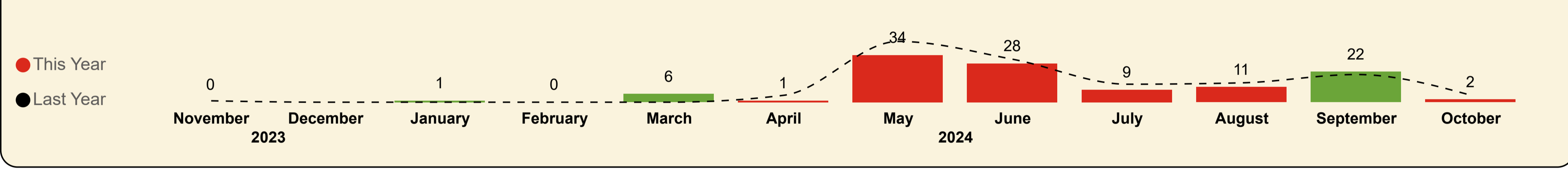
Ardrossan - Brodick



This Month YoY
21
LY: 17 (+23.53%)

YoY
420
LY: 432 (-2.8%)


Claonaig - Lochranza



This Month YoY
2
LY: 5 (-60%)

YoY
114
LY: 133 (-14.2%)

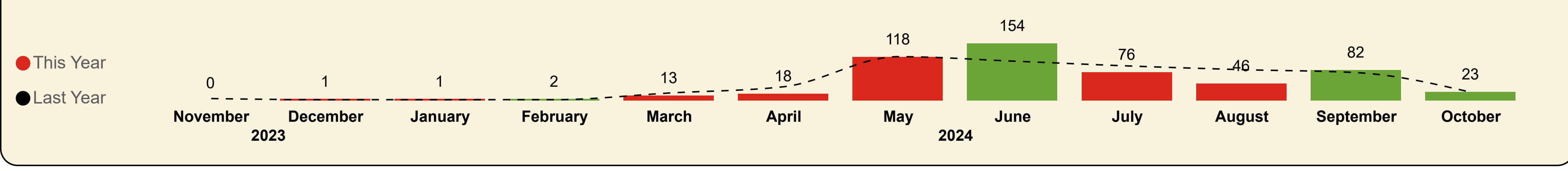
Tarbert LF - Lochranza



This Month YoY
0
LY: 0

YoY
0
LY: 0

Arran Total



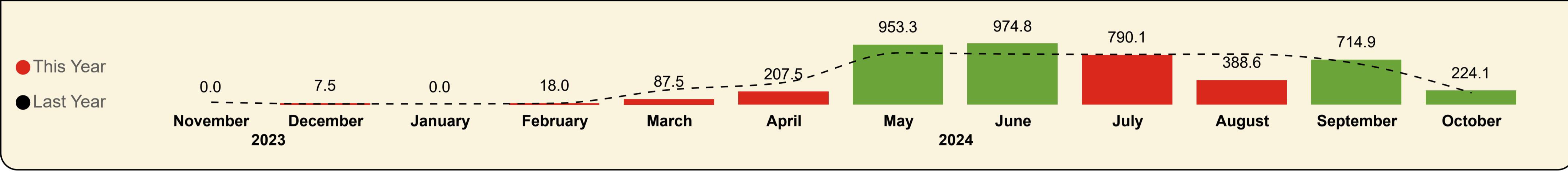
This Month YoY
23
LY: 22 (+4.55%)

YoY
534
LY: 565 (-5.5%)



Shipped Coach Metres

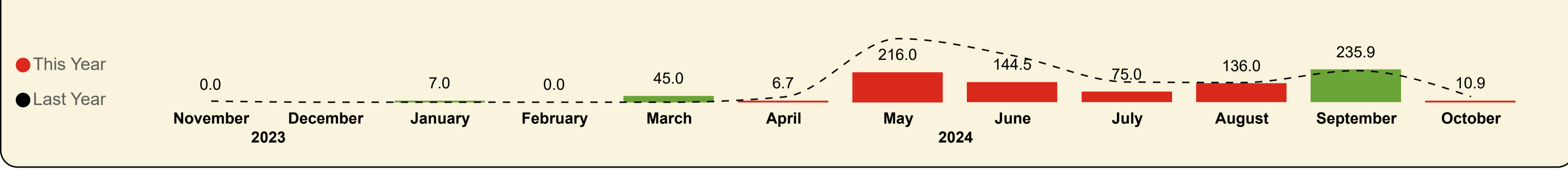
Ardrossan - Brodick



This Month YoY
224.1
LY: 188.8 (+18.7%)

YoY
4.4K
LY: 4.8K (-8.1%)


Claonaig - Lochranza



This Month YoY
10.9
LY: 40.0 (-72.8%)

YoY
877.0
LY: 1.4K (-37.3%)

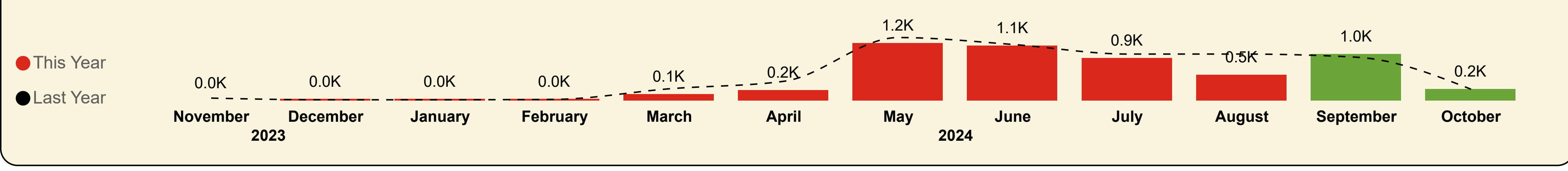
Tarbert LF - Lochranza



This Month YoY
0.0
LY: 0.0

YoY
0.0
LY: 0.0

Arran Total



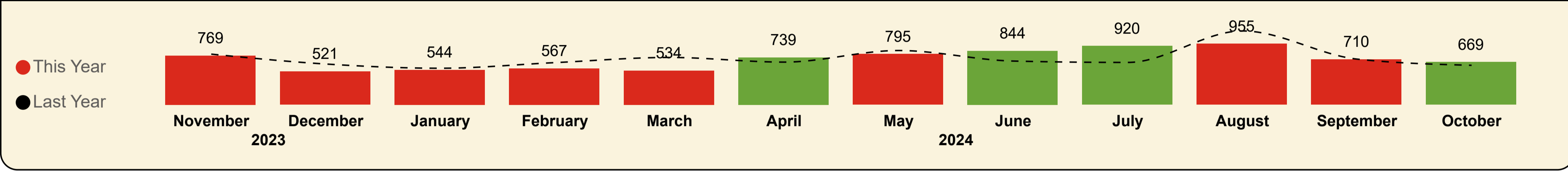
This Month YoY
235.0
LY: 228.8 (+2.7%)

YoY
5.2K
LY: 6.1K (-14.7%)



Shipped Commercial Vehicles

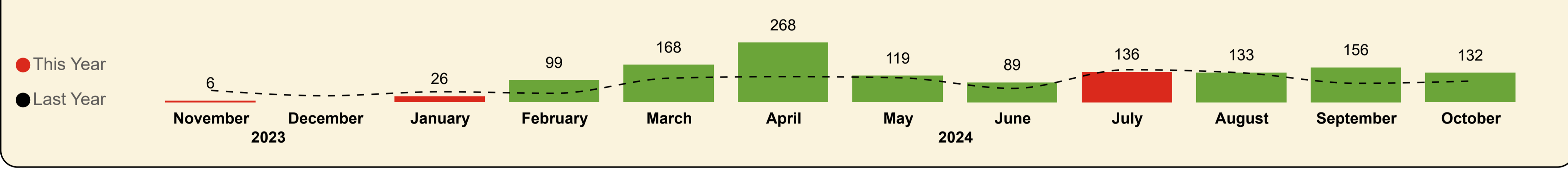
Ardrossan - Brodick



This Month YoY
669
LY: 617 (+8.4%)

YoY
8,567
LY: 8,746 (-2%)

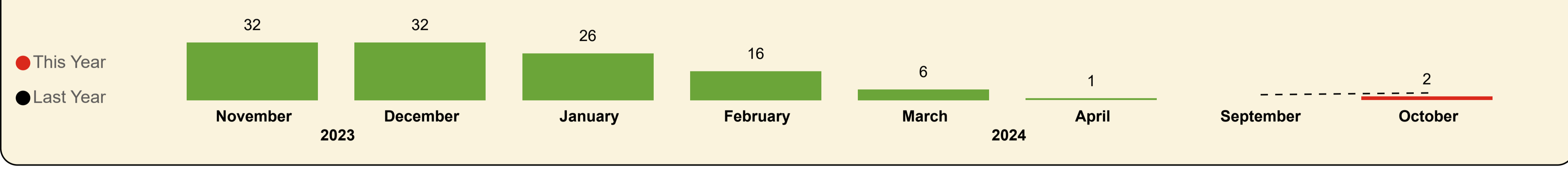
Claonaig - Lochranza



This Month YoY
132
LY: 95 (+38.9%)

YoY
1,332
LY: 1,022 (+30.3%)

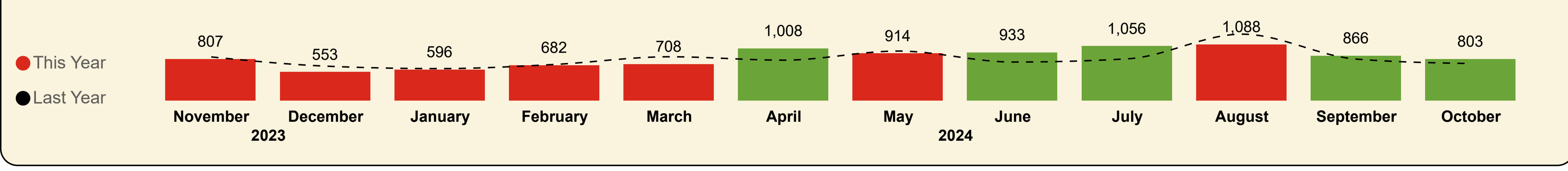
Tarbert LF - Lochranza



This Month YoY
2
LY: 4 (-50%)

YoY
115
LY: 7 (+1542.9%)

Arran Total



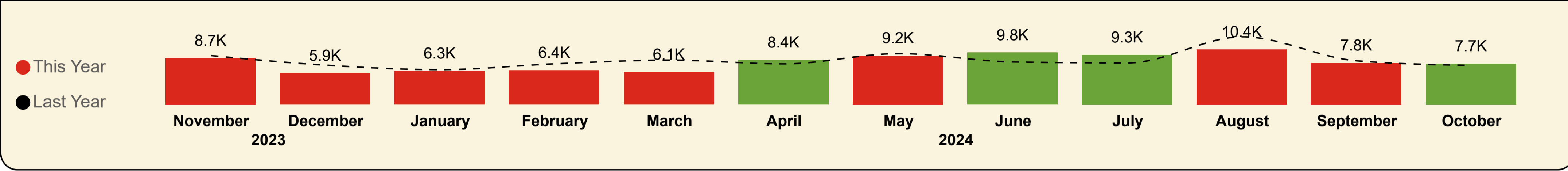
This Month YoY
803
LY: 716 (+12.2%)

YoY
10,014
LY: 9,775 (+2.4%)



Shipped Commercial Vehicle Metres

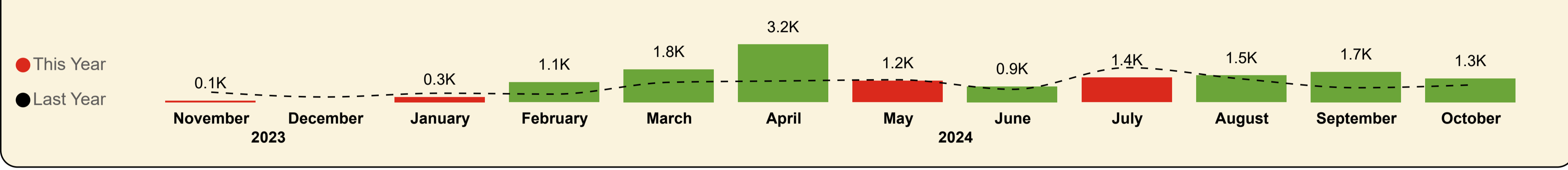
Ardrossan - Brodick



This Month YoY
7.7K
LY: 7.4K (+4.5%)

YoY
96.1K
LY: 100.6K (-4.4%)

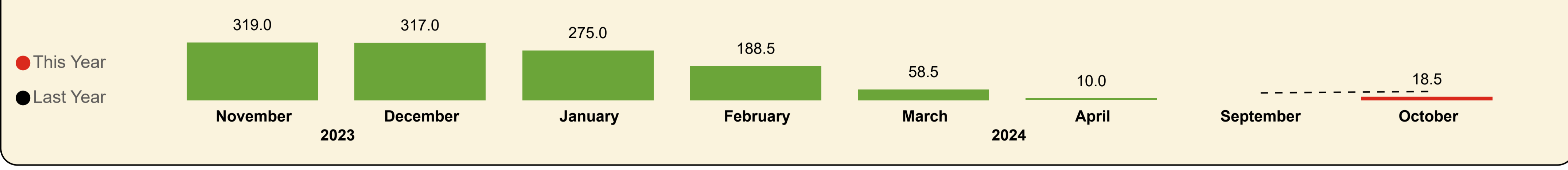
Claonaig - Lochranza



This Month YoY
1.3K
LY: 960.8 (+37.2%)

YoY
14.5K
LY: 11.0K (+31%)

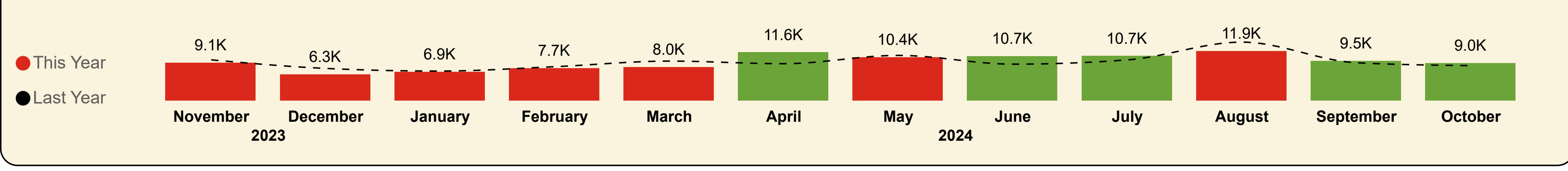
Tarbert LF - Lochranza



This Month YoY
18.5
LY: 48.0 (-61.5%)

YoY
1.2K
LY: 88.0 (+1248.3%)

Arran Total



This Month YoY
9.0K
LY: 8.4K (+7.9%)

YoY
111.8K
LY: 111.7K (+0%)



Arran Total

Contractual Carrying Groups



This Month YoY
52,839
LY: 58,341 (-9.4%)

YoY
740,591
LY: 809,563 (-8.5%)



This Month YoY
16,260
LY: 16,917 (-3.9%)

YoY
204,274
LY: 216,461 (-5.6%)



This Month YoY
235.0
LY: 228.8 (+2.7%)

YoY
5.2K
LY: 6.1K (-14.7%)



This Month YoY
9.0K
LY: 8.4K (+7.9%)

YoY
111.8K
LY: 111.7K (+0%)

Passengers

Year	Month	Last Year	This Year	Variance %
2023	November	35,947	34,822	-3.1 %
2023	December	33,847	30,354	-10.3 %
2024	January	28,306	27,374	-3.3 %
2024	February	37,510	31,658	-15.6 %
2024	March	45,776	46,451	1.5 %
2024	April	72,365	63,120	-12.8 %
2024	May	84,720	87,714	3.5 %
2024	June	92,041	85,661	-6.9 %
2024	July	116,491	106,377	-8.7 %
2024	August	121,777	99,077	-18.6 %
2024	September	82,442	75,144	-8.9 %
2024	October	58,341	52,839	-9.4 %
Total		809,563	740,591	-8.5 %

Cars

Year	Month	Last Year	This Year	Variance %
2023	November	11,134	11,250	1.0 %
2023	December	10,749	9,350	-13.0 %
2024	January	8,622	8,865	2.8 %
2024	February	9,686	9,283	-4.2 %
2024	March	11,962	12,554	4.9 %
2024	April	16,361	17,987	9.9 %
2024	May	22,632	23,229	2.6 %
2024	June	25,147	23,185	-7.8 %
2024	July	28,310	25,325	-10.5 %
2024	August	30,463	25,093	-17.6 %
2024	September	24,477	21,893	-10.6 %
2024	October	16,917	16,260	-3.9 %
Total		216,461	204,274	-5.6 %

Coach Metres

Year	Month	Last Year	This Year	Variance %
2023	November	47.3	0.0	-100.0 %
2023	December	13.0	7.5	-42.3 %
2024	January	13.0	7.0	-46.2 %
2024	February	22.0	18.0	-18.2 %
2024	March	237.5	132.5	-44.2 %
2024	April	390.4	214.2	-45.1 %
2024	May	1,282.8	1,169.3	-8.8 %
2024	June	1,142.0	1,119.3	-2.0 %
2024	July	945.8	865.1	-8.5 %
2024	August	945.9	524.6	-44.5 %
2024	September	881.4	950.8	7.9 %
2024	October	228.8	235.0	2.7 %
Total		6,149.9	5,243.3	-14.7 %

Commercial Vehicle Metres

Year	Month	Last Year	This Year	Variance %
2023	November	9,761.5	9,119.8	-6.6 %
2023	December	7,701.6	6,252.0	-18.8 %
2024	January	7,064.6	6,867.7	-2.8 %
2024	February	8,116.5	7,739.4	-4.6 %
2024	March	9,463.3	8,023.7	-15.2 %
2024	April	8,838.0	11,586.1	31.1 %
2024	May	10,829.0	10,384.5	-4.1 %
2024	June	8,727.2	10,666.1	22.2 %
2024	July	9,755.8	10,707.0	9.8 %
2024	August	14,023.3	11,864.6	-15.4 %
2024	September	9,066.5	9,524.7	5.1 %
2024	October	8,369.0	9,027.9	7.9 %
Total		111,716.3	111,763.5	0.0 %



Ardrossan - Brodick

Contractual Carrying Groups



This Month YoY
47,044
LY: 53,539 (-12.1%)

YoY
656,277
LY: 729,564 (-10%)



This Month YoY
13,583
LY: 14,739 (-7.8%)

YoY
170,513
LY: 185,004 (-7.8%)



This Month YoY
224.1
LY: 188.8 (+18.7%)

YoY
4.4K
LY: 4.8K (-8.1%)



This Month YoY
7.7K
LY: 7.4K (+4.5%)

YoY
96.1K
LY: 100.6K (-4.4%)

Passengers
Ardrossan - Brodick

Year	Month	Last Year	This Year	Variance %
2023	November	35,070	33,743	-3.8 %
2023	December	33,401	29,866	-10.6 %
2024	January	27,593	26,514	-3.9 %
2024	February	36,525	29,239	-19.9 %
2024	March	43,411	42,018	-3.2 %
2024	April	63,190	55,884	-11.6 %
2024	May	73,798	75,841	2.8 %
2024	June	79,968	75,437	-5.7 %
2024	July	104,011	92,705	-10.9 %
2024	August	107,220	84,358	-21.3 %
2024	September	71,838	63,628	-11.4 %
Total		729,564	656,277	-10.0 %

Cars
Ardrossan - Brodick

Year	Month	Last Year	This Year	Variance %
2023	November	10,693	10,683	-0.1 %
2023	December	10,510	9,109	-13.3 %
2024	January	8,252	8,414	2.0 %
2024	February	9,167	8,018	-12.5 %
2024	March	10,745	10,473	-2.5 %
2024	April	12,450	14,879	19.5 %
2024	May	18,333	18,737	2.2 %
2024	June	20,651	19,259	-6.7 %
2024	July	23,784	20,442	-14.1 %
2024	August	25,351	19,677	-22.4 %
2024	September	20,329	17,239	-15.2 %
Total		185,004	170,513	-7.8 %

Coach Metres
Ardrossan - Brodick

Year	Month	Last Year	This Year	Variance %
2023	November	39.5	0.0	-100.0 %
2023	December	13.0	7.5	-42.3 %
2024	January	13.0	0.0	-100.0 %
2024	February	22.0	18.0	-18.2 %
2024	March	237.5	87.5	-63.2 %
2024	April	352.5	207.5	-41.1 %
2024	May	823.5	953.3	15.8 %
2024	June	805.0	974.8	21.1 %
2024	July	799.8	790.1	-1.2 %
2024	August	803.9	388.6	-51.7 %
2024	September	653.5	714.9	9.4 %
Total		4,752.0	4,366.3	-8.1 %

Commercial Vehicle Metres
Ardrossan - Brodick

Year	Month	Last Year	This Year	Variance %
2023	November	9,203.3	8,727.8	-5.2 %
2023	December	7,411.2	5,935.0	-19.9 %
2024	January	6,564.5	6,304.7	-4.0 %
2024	February	7,666.0	6,436.2	-16.0 %
2024	March	8,356.4	6,138.8	-26.5 %
2024	April	7,655.0	8,360.1	9.2 %
2024	May	9,581.0	9,191.0	-4.1 %
2024	June	8,010.2	9,789.6	22.2 %
2024	July	7,832.8	9,333.2	19.2 %
2024	August	12,728.3	10,372.2	-18.5 %
2024	September	8,221.5	7,836.7	-4.7 %
Total		100,590.4	96,116.7	-4.4 %



Claonaig - Lochranza

Contractual Carrying Groups



This Month YoY
5,646
LY: 4,715 (+19.7%)

YoY
82,430
LY: 79,822 (+3.3%)



This Month YoY
2,619
LY: 2,132 (+22.8%)

YoY
32,808
LY: 31,356 (+4.6%)



This Month YoY
10.9
LY: 40.0 (-72.8%)

YoY
877.0
LY: 1.4K (-37.3%)



This Month YoY
1.3K
LY: 960.8 (+37.2%)

YoY
14.5K
LY: 11.0K (+31%)

Passengers
Claonaig - Lochranza

Year	Month	Last Year	This Year	Variance %
2023	November	877	625	-28.7 %
2023	December	446		-100.0 %
2024	January	713	451	-36.7 %
2024	February	985	2,237	127.1 %
2024	March	2,365	4,278	80.9 %
2024	April	9,175	7,189	-21.6 %
2024	May	10,922	11,873	8.7 %
2024	June	12,073	10,224	-15.3 %
2024	July	12,480	13,672	9.6 %
2024	August	14,557	14,719	1.1 %
2024	September	10,514	11,516	9.5 %
Total		79,822	82,430	3.3 %

Cars
Claonaig - Lochranza

Year	Month	Last Year	This Year	Variance %
2023	November	441	320	-27.4 %
2023	December	239		-100.0 %
2024	January	370	230	-37.8 %
2024	February	519	1,170	125.4 %
2024	March	1,217	2,008	65.0 %
2024	April	3,911	3,090	-21.0 %
2024	May	4,299	4,492	4.5 %
2024	June	4,496	3,926	-12.7 %
2024	July	4,526	4,883	7.9 %
2024	August	5,112	5,416	5.9 %
2024	September	4,094	4,654	13.7 %
Total		31,356	32,808	4.6 %

Coach Metres
Claonaig - Lochranza

Year	Month	Last Year	This Year	Variance %
2023	November	7.8	0.0	-100.0 %
2023	December	0.0		0.0 %
2024	January	0.0	7.0	0.0 %
2024	February	0.0	0.0	0.0 %
2024	March	0.0	45.0	0.0 %
2024	April	37.9	6.7	-82.3 %
2024	May	459.3	216.0	-53.0 %
2024	June	337.0	144.5	-57.1 %
2024	July	146.0	75.0	-48.6 %
2024	August	142.0	136.0	-4.2 %
2024	September	227.9	235.9	3.5 %
Total		1,397.9	877.0	-37.3 %

Commercial Vehicle Metres
Claonaig - Lochranza

Year	Month	Last Year	This Year	Variance %
2023	November	558.2	73.0	-86.9 %
2023	December	290.4		-100.0 %
2024	January	500.1	288.0	-42.4 %
2024	February	450.5	1,114.7	147.4 %
2024	March	1,106.9	1,826.4	65.0 %
2024	April	1,183.0	3,216.0	171.9 %
2024	May	1,248.0	1,193.5	-4.4 %
2024	June	717.0	876.5	22.2 %
2024	July	1,923.0	1,373.8	-28.6 %
2024	August	1,295.0	1,492.4	15.2 %
2024	September	805.0	1,688.0	109.7 %
Total		11,037.9	14,460.3	31.0 %



Tarbert LF - Lochranza

Contractual Carrying Groups



This Month YoY
149
LY: 87 (+71.3%)

YoY
1,884
LY: 177 (+964.4%)



This Month YoY
58
LY: 46 (+26.1%)

YoY
953
LY: 100 (+853%)



This Month YoY
0.0
LY: 0.0

YoY
0.0
LY: 0.0



This Month YoY
18.5
LY: 48.0 (-61.5%)

YoY
1.2K
LY: 88.0 (+1248.3%)

Passengers
Tarbert LF - Lochranza

Year	Month	Last Year	This Year	Variance %
2023	November		454	
2023	December		488	
2024	January		409	
2024	February		182	
2024	March		155	
2024	April		47	
2024	September	90		-100.0 %
2024	October	87	149	71.3 %
Total		177	1,884	964.4 %

Cars
Tarbert LF - Lochranza

Year	Month	Last Year	This Year	Variance %
2023	November		247	0.0 %
2023	December		241	0.0 %
2024	January		221	0.0 %
2024	February		95	0.0 %
2024	March		73	0.0 %
2024	April		18	0.0 %
2024	September	54		-100.0 %
2024	October	46	58	26.1 %
Total		100	953	853.0 %

Coach Metres
Tarbert LF - Lochranza

Year	Month	Last Year	This Year	Variance %
2023	November		0.0	0.0 %
2023	December		0.0	0.0 %
2024	January		0.0	0.0 %
2024	February		0.0	0.0 %
2024	March		0.0	0.0 %
2024	April		0.0	0.0 %
2024	September	0.0		0.0 %
2024	October	0.0	0.0	0.0 %
Total		0.0	0.0	0.0 %

Commercial Vehicle Metres
Tarbert LF - Lochranza

Year	Month	Last Year	This Year	Variance %
2023	November		319.0	0.0 %
2023	December		317.0	0.0 %
2024	January		275.0	0.0 %
2024	February		188.5	0.0 %
2024	March		58.5	0.0 %
2024	April		10.0	0.0 %
2024	September	40.0		-100.0 %
2024	October	48.0	18.5	-61.5 %
Total		88.0	1,186.5	1248.3 %



Cars



Ardrossan - Brodick

Year	Month	Last Year	This Year	Var %
2023	November	9,589	8,128	-15.2 %
2023	December	9,584	7,197	-24.9 %
2024	January	7,406	6,548	-11.6 %
2024	February	8,270	6,637	-19.7 %
2024	March	9,712	9,310	-4.1 %
2024	April	11,207	13,358	19.2 %
2024	May	13,135	16,940	29.0 %
2024	June	14,333	17,214	20.1 %
2024	July	17,778	18,725	5.3 %
2024	August	19,104	18,307	-4.2 %
2024	September	14,705	15,147	3.0 %
2024	October	10,925	12,582	15.2 %
Total		145,748	150,093	3.0 %

Claonaig - Lochranza

Year	Month	Last Year	This Year	Var %
2023	November	355	19	-94.6 %
2023	December	184		-100.0 %
2024	January	298	63	-78.9 %
2024	February	427	755	76.8 %
2024	March	964	1,055	9.4 %
2024	April	3,067	2,057	-32.9 %
2024	May	2,328	2,986	28.3 %
2024	June	2,032	2,947	45.0 %
2024	July	2,313	4,012	73.5 %
2024	August	2,529	4,475	76.9 %
2024	September	2,152	3,630	68.7 %
2024	October	1,201	2,046	70.4 %
Total		17,850	24,045	34.7 %

Tarbert LF - Lochranza

Year	Month	Last Year	This Year	Var %
2023	November		155	0.0 %
2023	December		142	0.0 %
2024	January		125	0.0 %
2024	February		47	0.0 %
2024	March		52	0.0 %
2024	April		0	0.0 %
2024	September	26		-100.0 %
2024	October	23	42	82.6 %
Total		49	563	1049.0 %



LGVs



Ardrossan - Brodick

Year	Month	Last Year	This Year	Var %
2023	November	722	821	13.7 %
2023	December	640	663	3.6 %
2024	January	598	694	16.1 %
2024	February	625	647	3.5 %
2024	March	685	845	23.4 %
2024	April	560	1,240	121.4 %
2024	May	814	1,432	75.9 %
2024	June	1,080	1,324	22.6 %
2024	July	972	1,293	33.0 %
2024	August	1,106	1,166	5.4 %
2024	September	925	1,204	30.2 %
2024	October	731	1,252	71.3 %
Total		9,458	12,581	33.0 %

Claonaig - Lochranza

Year	Month	Last Year	This Year	Var %
2023	November	43	0	-100.0 %
2023	December	45		-100.0 %
2024	January	48	9	-81.3 %
2024	February	58	79	36.2 %
2024	March	162	125	-22.8 %
2024	April	330	126	-61.8 %
2024	May	151	137	-9.3 %
2024	June	60	127	111.7 %
2024	July	69	239	246.4 %
2024	August	68	198	191.2 %
2024	September	54	255	372.2 %
2024	October	84	244	190.5 %
Total		1,172	1,539	31.3 %

Tarbert LF - Lochranza

Year	Month	Last Year	This Year	Var %
2023	November		20	0.0 %
2023	December		15	0.0 %
2024	January		20	0.0 %
2024	February		8	0.0 %
2024	March		10	0.0 %
2024	April		0	0.0 %
2024	September	0		0.0 %
2024	October	0	6	0.0 %
Total		0	79	0.0 %



Motorhomes



Ardrossan - Brodick

Year	Month	Last Year	This Year	Var %
2023	November	168	225	33.9 %
2023	December	157	177	12.7 %
2024	January	119	140	17.6 %
2024	February	158	136	-13.9 %
2024	March	191	297	55.5 %
2024	April	513	551	7.4 %
2024	May	777	973	25.2 %
2024	June	813	841	3.4 %
2024	July	874	812	-7.1 %
2024	August	1,106	744	-32.7 %
2024	September	1,086	921	-15.2 %
2024	October	434	526	21.2 %
Total		6,396	6,343	-0.8 %

Claonaig - Lochranza


Year	Month	Last Year	This Year	Var %
2023	November	30	0	-100.0 %
2023	December	6		-100.0 %
2024	January	12	2	-83.3 %
2024	February	23	33	43.5 %
2024	March	62	64	3.2 %
2024	April	436	333	-23.6 %
2024	May	423	668	57.9 %
2024	June	338	568	68.0 %
2024	July	282	521	84.8 %
2024	August	326	559	71.5 %
2024	September	422	719	70.4 %
2024	October	144	251	74.3 %
Total		2,504	3,718	48.5 %

Tarbert LF - Lochranza

Year	Month	Last Year	This Year	Var %
2023	November		9	0.0 %
2023	December		7	0.0 %
2024	January		4	0.0 %
2024	February		3	0.0 %
2024	March		0	0.0 %
2024	April		0	0.0 %
2024	September	2		-100.0 %
2024	October	4	9	125.0 %
Total		6	32	433.3 %



Reliability & Punctuality



Reliability							
Route		Ardrossan - Brodick		Claonaig - Lochranza		Tarbert LF - Lochranza	
Year	Month	Contractual	Actual	Contractual	Actual	Contractual	Actual
2023	November	91.4%	83.9%	100.0%	100.0%	100.0%	95.8%
	December	100.0%	77.7%	100.0%	100.0%	100.0%	82.5%
2024	January	99.3%	75.3%	100.0%	100.0%	96.5%	73.7%
	February	99.6%	67.7%	100.0%	100.0%	100.0%	50.9%
	March	100.0%	80.7%	100.0%	100.0%	100.0%	10.7%
	April	100.0%	82.5%	100.0%	93.3%	100.0%	100.0%
	May	98.2%	93.2%	100.0%	100.0%	100.0%	100.0%
	June	99.5%	98.4%	100.0%	100.0%	100.0%	100.0%
	July	98.6%	95.7%	100.0%	100.0%	100.0%	100.0%
	August	93.2%	88.7%	100.0%	97.8%	100.0%	100.0%
	September	89.7%	79.0%	100.0%	99.6%	100.0%	100.0%
	October	96.0%	80.1%	100.0%	83.6%	100.0%	50.0%
Total		97.3%	85.0%	100.0%	96.8%	99.3%	61.4%

Punctuality							
Route		Ardrossan - Brodick		Claonaig - Lochranza		Tarbert LF - Lochranza	
Year	Month	Contractual	Actual	Contractual	Actual	Contractual	Actual
2023	November	99.6%	78.0%	100.0%	100.0%	100.0%	100.0%
	December	99.1%	82.7%	100.0%	100.0%	100.0%	91.5%
2024	January	97.3%	68.9%	100.0%	100.0%	100.0%	95.2%
	February	96.9%	39.8%	100.0%	100.0%	100.0%	93.1%
	March	96.9%	58.8%	100.0%	100.0%	100.0%	100.0%
	April	94.9%	68.6%	100.0%	90.5%	100.0%	100.0%
	May	94.9%	77.4%	99.2%	98.3%	100.0%	100.0%
	June	96.2%	83.7%	100.0%	94.3%	100.0%	100.0%
	July	89.1%	65.4%	100.0%	97.8%	100.0%	100.0%
	August	82.1%	54.0%	100.0%	91.3%	100.0%	100.0%
	September	93.0%	63.9%	98.9%	83.8%	100.0%	100.0%
	October	99.2%	83.5%	100.0%	92.4%	100.0%	100.0%



Reliability & Punctuality Summary

Summary of Scheduled, Operated, Cancelled & Diverted Sailings
by Route & Leg

Year	Month	Route	Leg	Operated Sailings	Scheduled Sailings	Additional Sailings	Cancelled Sailings	Diverted Sailings
2024	October	Ardrossan - Brodick	Ardrossan-Brodick	105	151	0	46	0
2024	October	Ardrossan - Brodick	Brodick-Ardrossan	104	118	0	14	0
2024	October	Ardrossan - Brodick	Brodick-Troon	81	33	48	0	34
2024	October	Ardrossan - Brodick	Troon-Brodick	80		80	0	0
2024	October	Claonaig - Lochranza	Claonaig-Lochranza	197	198	35	36	0
2024	October	Claonaig - Lochranza	Lochranza-Claonaig	192	191	30	29	0
2024	October	Claonaig - Lochranza	Lochranza-Tarbert (Loch Fyne)	7	7	0	0	7
2024	October	Tarbert LF - Lochranza	Lochranza-Claonaig	5	5	0	0	5
Total				778	708	200	130	50

Summary of Cancellations, Lateness & Relief Events
by Route & Leg

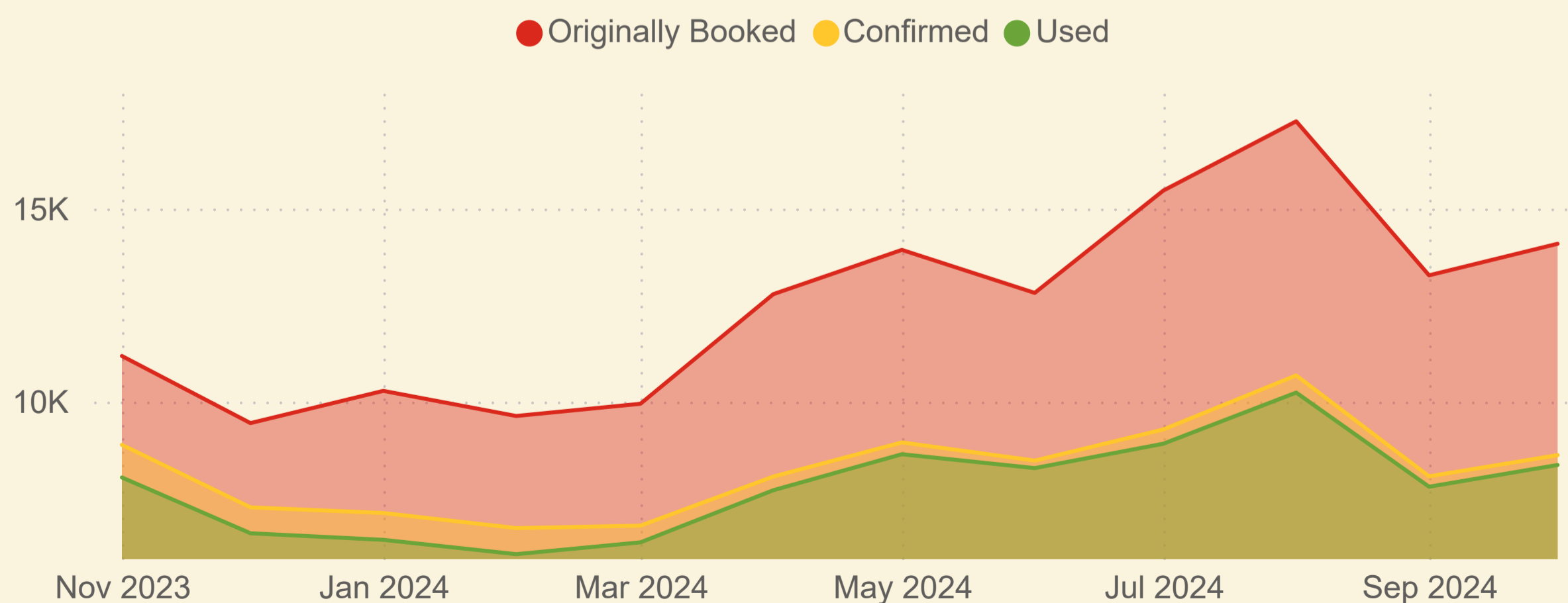
Year	Month	Route	Leg	Cancelled Sailings	Cancelled (Relief)	Cancelled (No Relief)	On Time	Level 1 Late	Level 1 (Relief)	Level 1 (No Relief)	Level 2 Late	Level 2 (Relief)	Level 2 (No Relief)
2024	October	Ardrossan - Brodick	Ardrossan-Brodick	46	37	9	88	10	9	1	7	6	1
2024	October	Ardrossan - Brodick	Brodick-Ardrossan	14	11	3	94	5	5	0	5	5	0
2024	October	Ardrossan - Brodick	Brodick-Troon	0	0	0	20	0	0	0	13	13	0
2024	October	Ardrossan - Brodick	Troon-Brodick	0	0	0	0	0	0	0	0	0	0
2024	October	Claonaig - Lochranza	Claonaig-Lochranza	36	36	0	152	8	8	0	2	2	0
2024	October	Claonaig - Lochranza	Lochranza-Claonaig	29	29	0	154	8	8	0	0	0	0
2024	October	Claonaig - Lochranza	Lochranza-Tarbert (Loch Fyne)	0	0	0	0	0	0	0	7	7	0
2024	October	Tarbert LF - Lochranza	Lochranza-Claonaig	0	0	0	5	0	0	0	0	0	0
Total				130	118	12	513	31	30	1	34	33	1



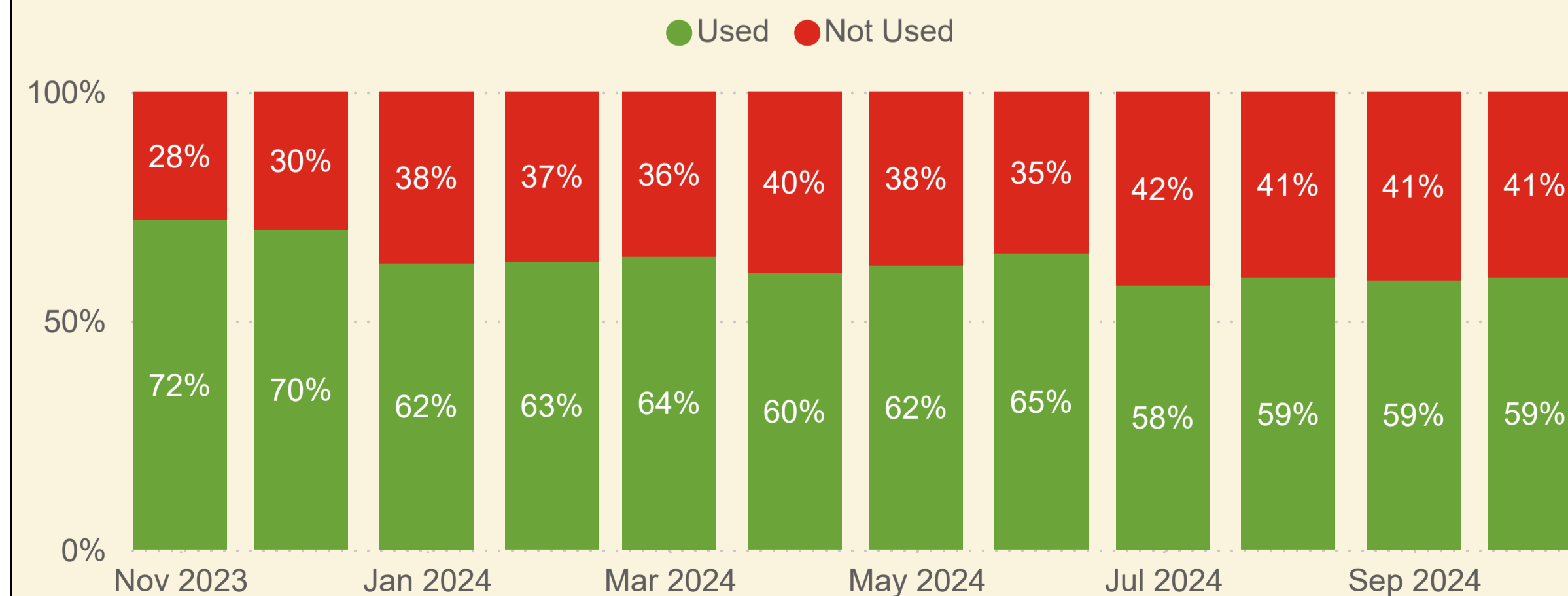
Block Booked vs Utilised

Route Name	Month Year	Originally Booked	Booked 24hrs Prior	Confirmed	No Show	Used	Confirmed vs Block Booked	Used vs Confirmed	Used vs Block Booked
Ardrossan - Brodick	Nov-2023	11,181	9,920	8,880	845	8,035	79%	90%	72%
Ardrossan - Brodick	Dec-2023	9,443	8,444	7,260	670	6,590	77%	91%	70%
Ardrossan - Brodick	Jan-2024	10,278	8,412	7,115	696	6,419	69%	90%	62%
Ardrossan - Brodick	Feb-2024	9,627	8,230	6,724	676	6,048	70%	90%	63%
Ardrossan - Brodick	Mar-2024	9,944	7,970	6,786	432	6,354	68%	94%	64%
Ardrossan - Brodick	Apr-2024	12,783	9,382	8,059	354	7,705	63%	96%	60%
Ardrossan - Brodick	May-2024	13,929	10,131	8,943	307	8,637	64%	97%	62%
Ardrossan - Brodick	Jun-2024	12,815	9,366	8,471	194	8,277	66%	98%	65%
Ardrossan - Brodick	Jul-2024	15,465	10,601	9,278	370	8,909	60%	96%	58%
Ardrossan - Brodick	Aug-2024	17,260	12,292	10,678	445	10,233	62%	96%	59%
Ardrossan - Brodick	Sep-2024	13,270	9,461	8,065	270	7,795	61%	97%	59%
Ardrossan - Brodick	Oct-2024	14,088	10,180	8,614	256	8,358	61%	97%	59%
Total		150,082	114,389	98,873	5,512	93,361	66%	94%	62%

Commercial Block Booking Utilisation Trend (Last 12 Months)



Used vs Block Booked % (Last 12 Months)



Note: This report shows block bookings made by block booking customers for any commercial vehicle over 6 metres in length or any LGV that consumes High Lane Metreage. It does not include any bookings on sailings that were cancelled by CalMac. High Lane Metreage refers to deck metreage for high vehicles such as Commercials or LGVs.