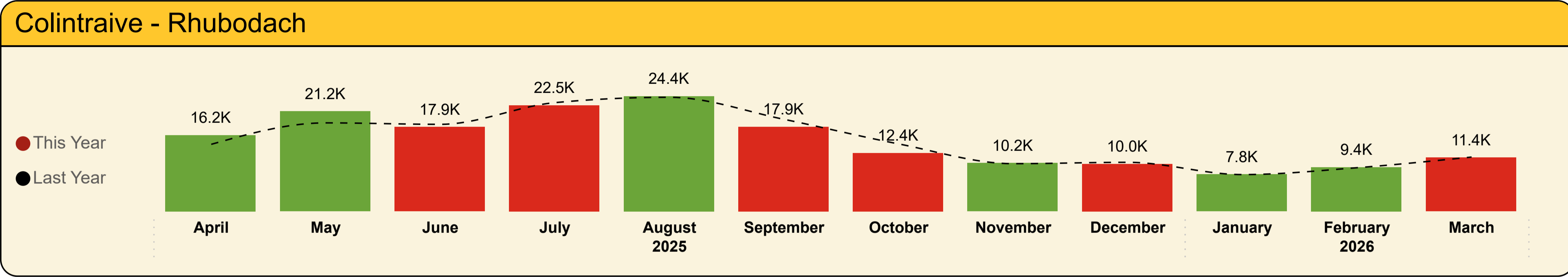




Shipped Passengers

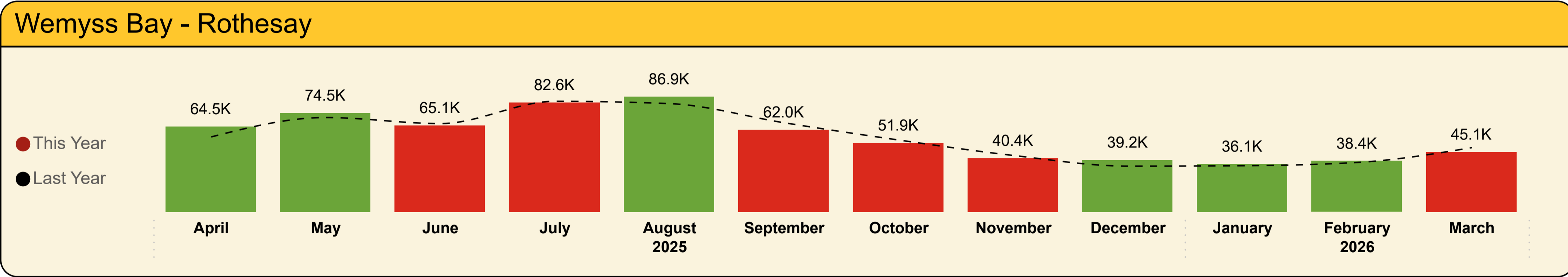


This Month YoY

11,391
LY: 11,510 (-1.03%)

YoY

181,315
LY: 181,496 (-0.1%)

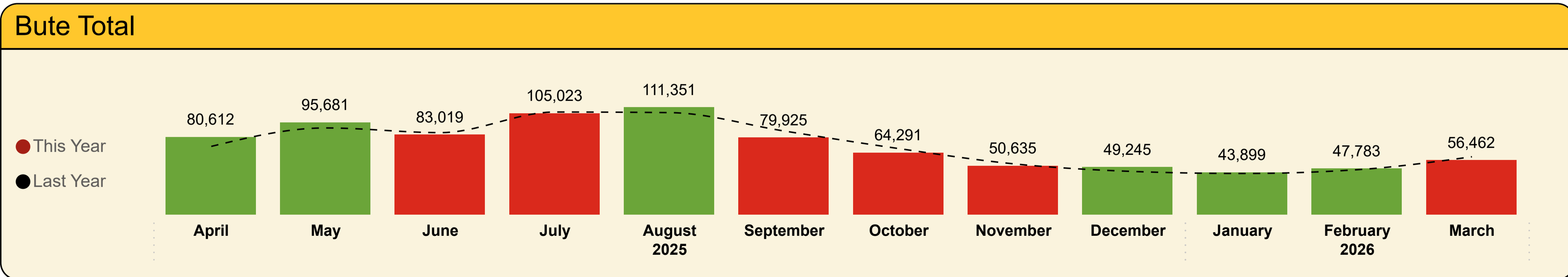


This Month YoY

45,071
LY: 48,465 (-7%)

YoY

686,611
LY: 678,288 (+1.2%)



This Month YoY

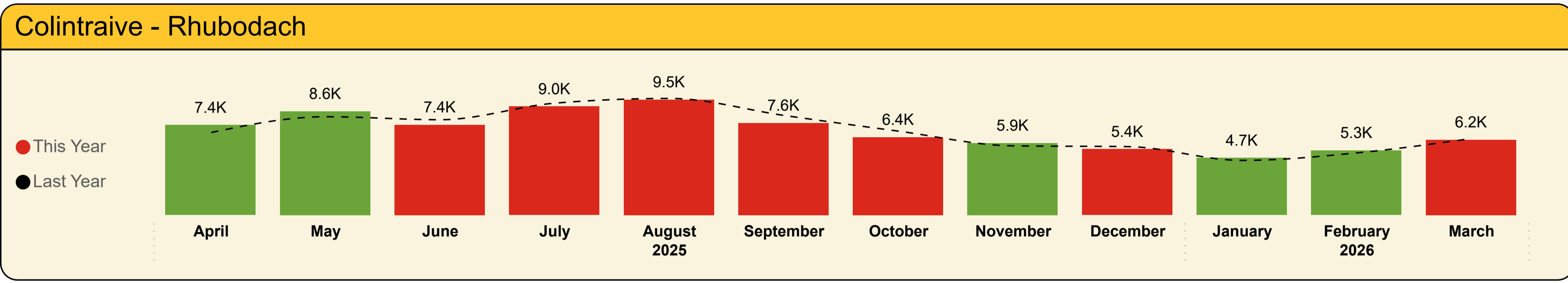
56,462
LY: 59,975 (-5.86%)

YoY

867,926
LY: 859,784 (+0.9%)



Shipped Cars

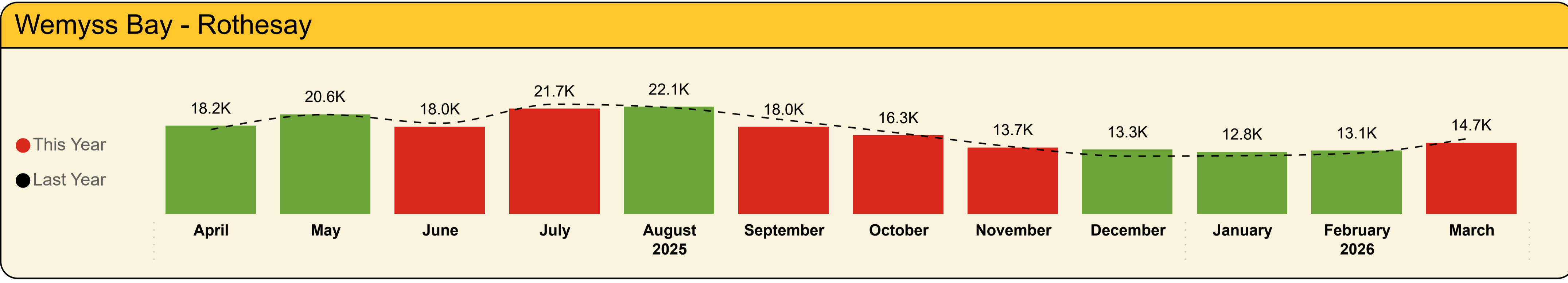


This Month YoY

6,211
LY: 6,316 (-1.66%)

YoY

83,598
LY: 84,124 (-0.6%)

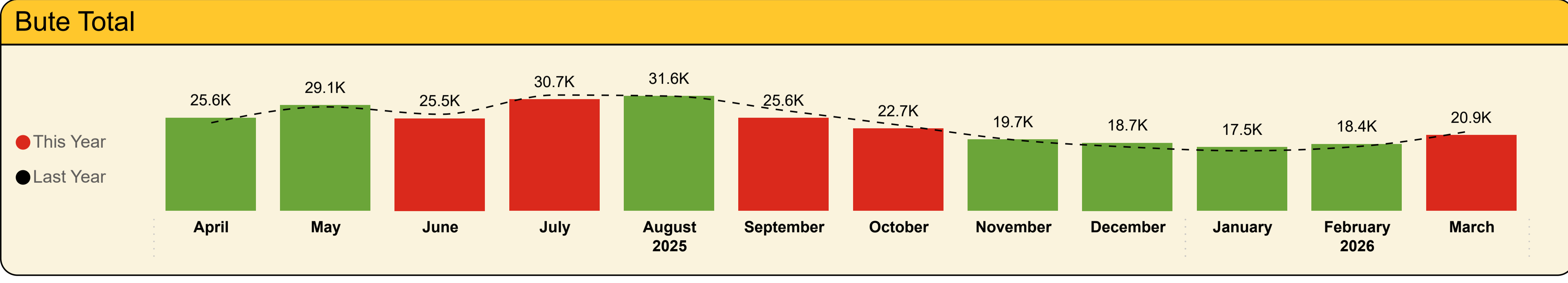


This Month YoY

14,688
LY: 15,761 (-6.81%)

YoY

202,515
LY: 203,829 (-0.6%)



This Month YoY

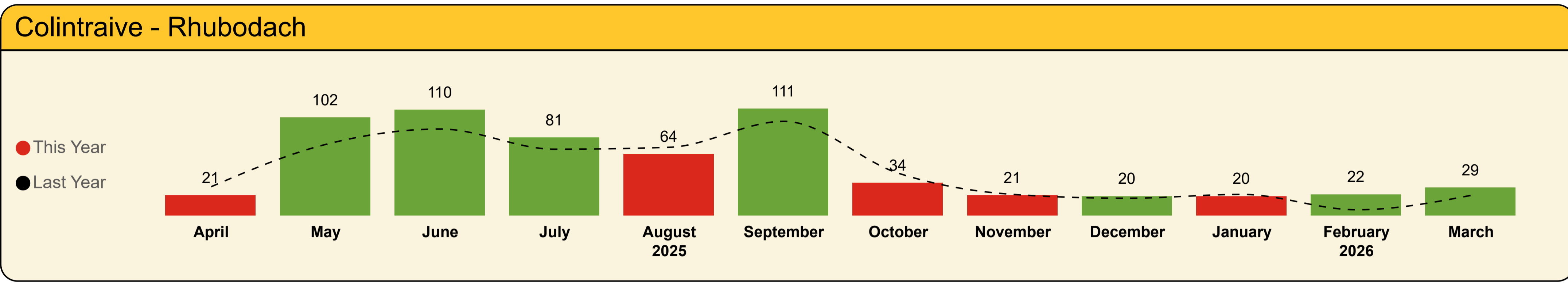
20,899
LY: 22,077 (-5.34%)

YoY

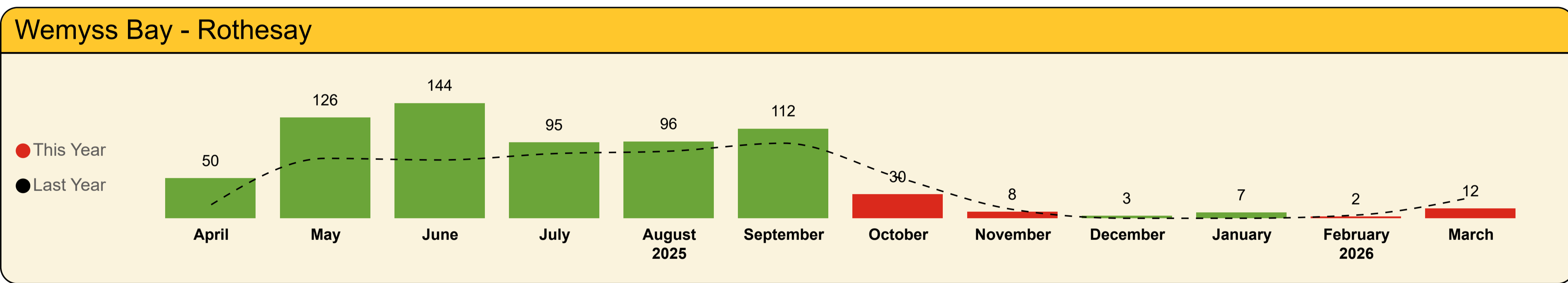
286,113
LY: 287,953 (-0.6%)



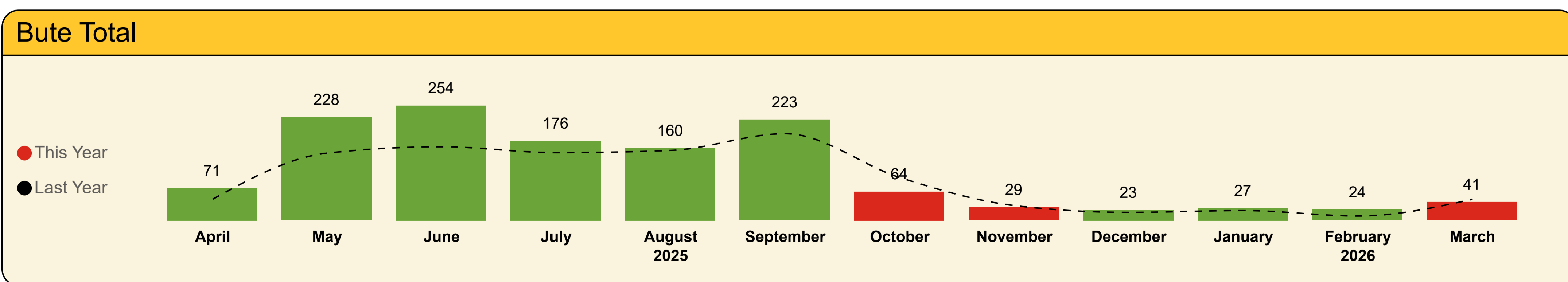
Shipped Coaches



This Month YoY
29 LY: 21 (+38.1%)
YoY
635 LY: 565 (+12.4%)



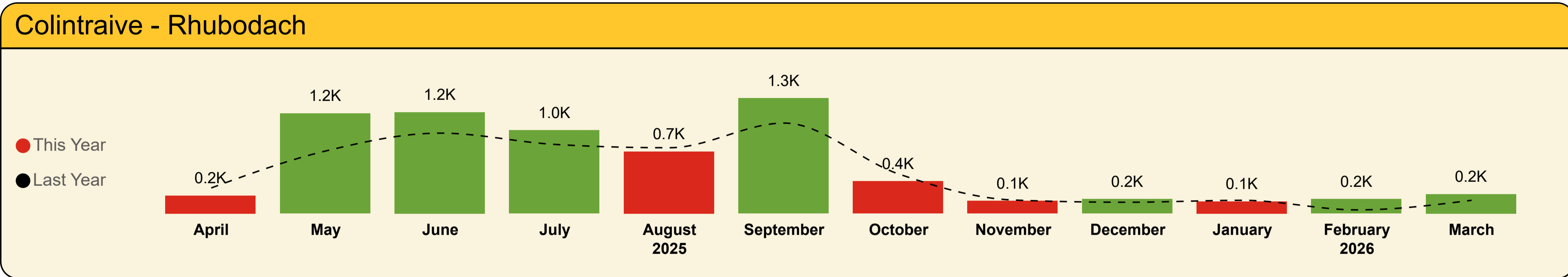
This Month YoY
12 LY: 26 (-53.85%)
YoY
685 LY: 516 (+32.8%)



This Month YoY
41 LY: 47 (-12.77%)
YoY
1320 LY: 1,081 (+22.1%)



Shipped Coach Metres

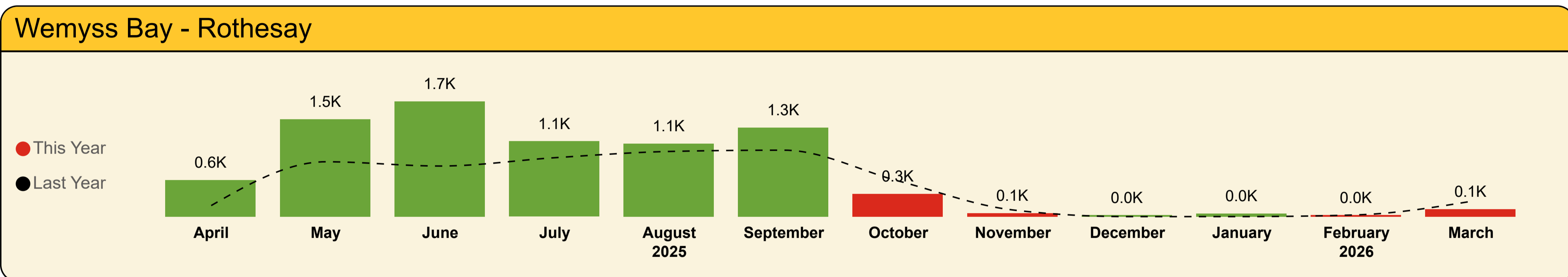


This Month YoY

223.5
LY: 153.0 (+46.1%)

YoY

6.8K
LY: 5.6K (+19.8%)

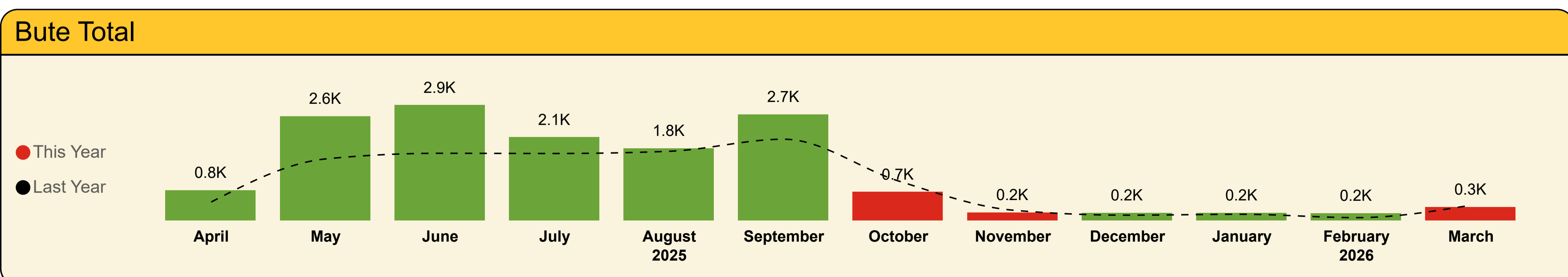


This Month YoY

113.0
LY: 230.0 (-50.9%)

YoY

7.9K
LY: 5.5K (+43.6%)



This Month YoY

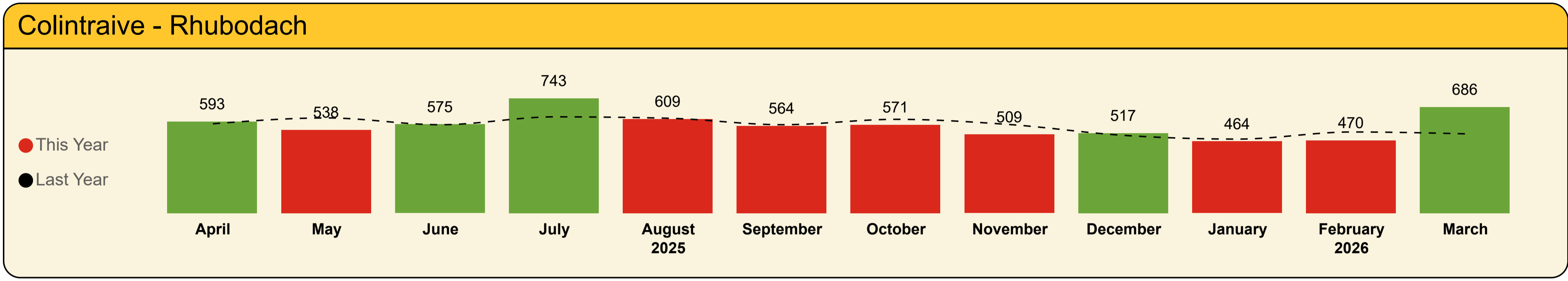
336.5
LY: 383.0 (-12.1%)

YoY

14.7K
LY: 11.2K (+31.6%)



Shipped Commercial Vehicles

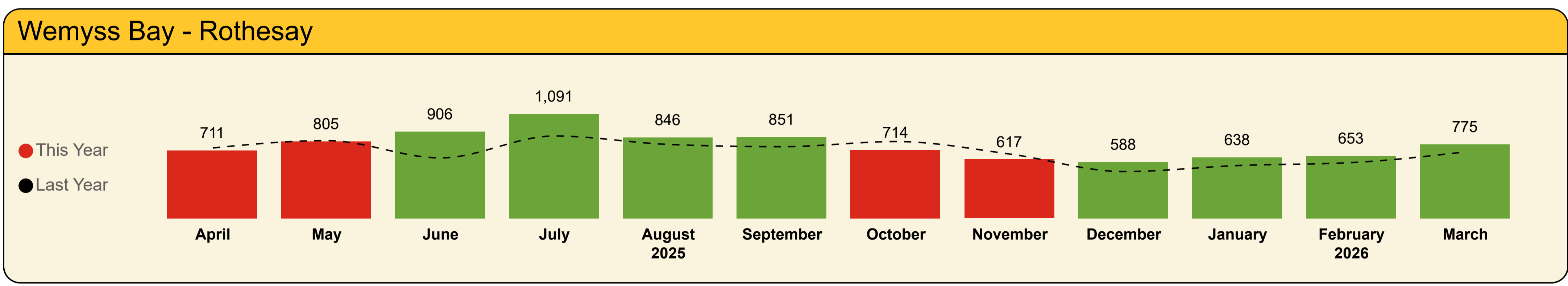


This Month YoY

686
LY: 513 (+33.7%)

YoY

6,839
LY: 6,775 (+0.9%)

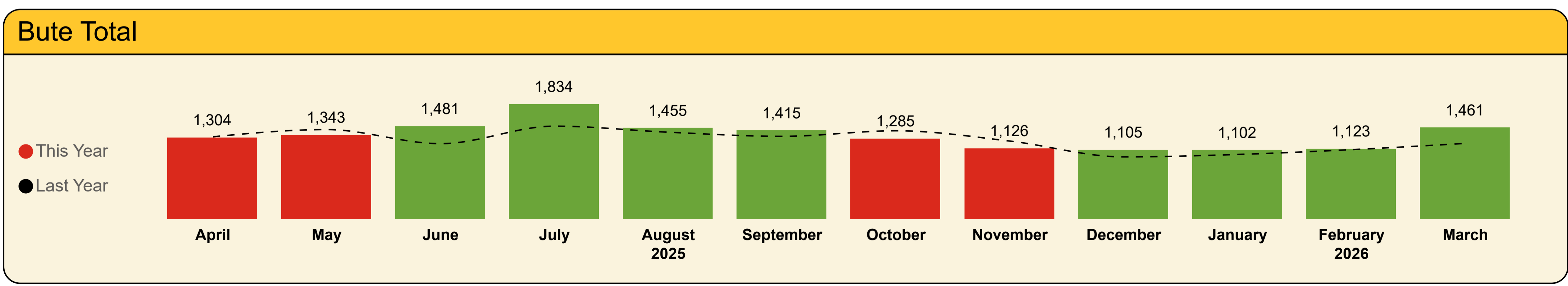


This Month YoY

775
LY: 695 (+11.5%)

YoY

9,195
LY: 8,358 (+10%)



This Month YoY

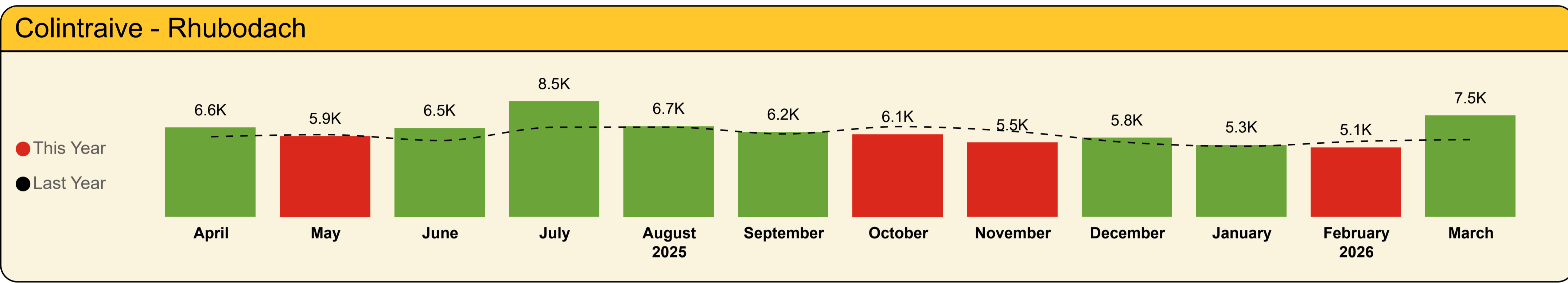
1,461
LY: 1,208 (+20.9%)

YoY

16,034
LY: 15,133 (+6%)



Shipped Commercial Vehicle Metres

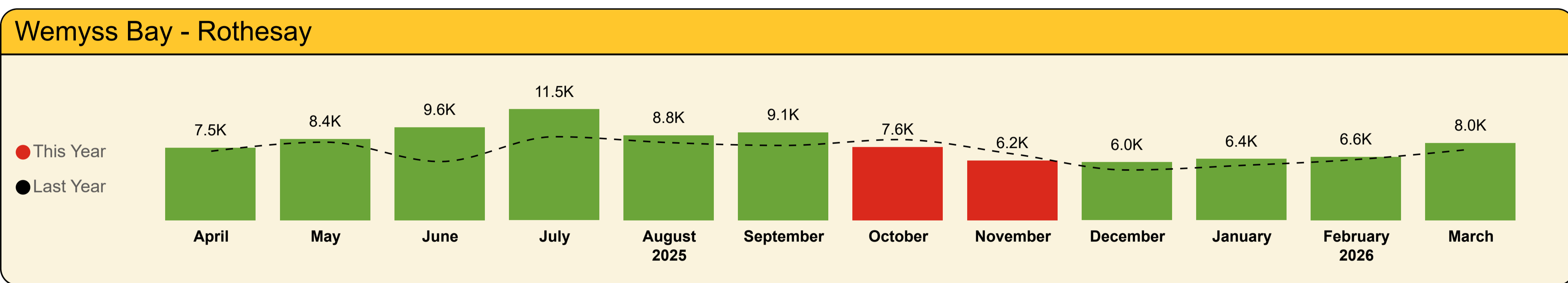


This Month YoY

7.5K
LY: 5.7K (+31.1%)

YoY

75.7K
LY: 71.7K (+5.5%)

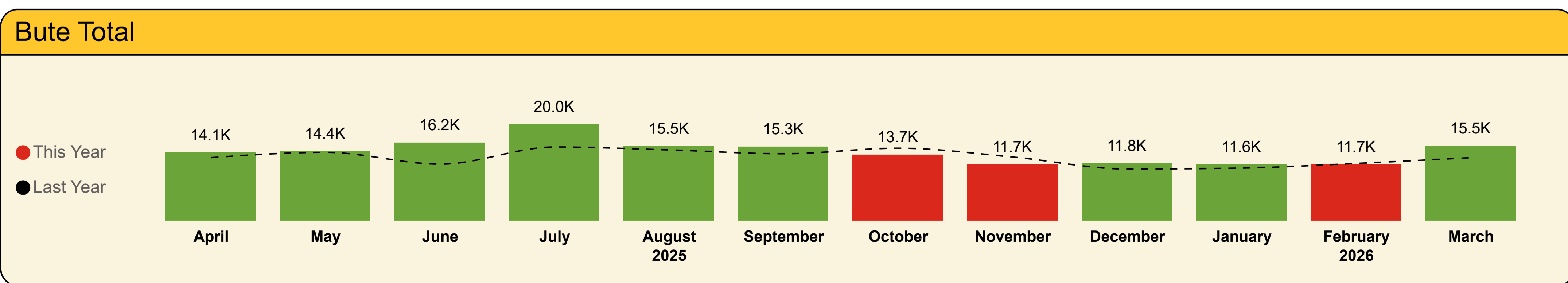


This Month YoY

8.0K
LY: 7.4K (+9%)

YoY

95.7K
LY: 85.6K (+11.9%)



This Month YoY

15.5K
LY: 13.0K (+18.6%)

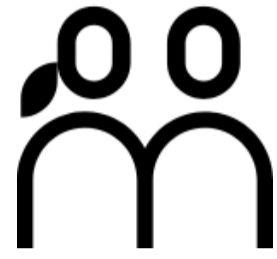
YoY

171.4K
LY: 157.3K (+9%)



Bute Total

Contractual Carrying Groups



This Month YoY	YoY
56,462 LY: 59,975 (-5.9%)	867,926 LY: 859,784 (+0.9%)



This Month YoY	YoY
20,899 LY: 22,077 (-5.3%)	286,113 LY: 287,953 (-0.6%)



This Month YoY	YoY
336.50 LY: 383.00 (-12.1%)	14.70K LY: 11.17K (+31.6%)



This Month YoY	YoY
15.47K LY: 13.05K (+18.6%)	171.41K LY: 157.29K (+9%)

Passengers

Year	Month	Last Year	This Year	Variance %
2025	April	70,754	80,612	13.9 %
2025	May	89,905	95,681	6.4 %
2025	June	85,040	83,019	-2.4 %
2025	July	106,451	105,023	-1.3 %
2025	August	105,817	111,351	5.2 %
2025	September	86,698	79,925	-7.8 %
2025	October	68,463	64,291	-6.1 %
2025	November	52,646	50,635	-3.8 %
2025	December	44,902	49,245	9.7 %
2026	January	42,605	43,899	3.0 %
2026	February	46,528	47,783	2.7 %
2026	March	59,975	56,462	-5.9 %
Total		859,784	867,926	0.9 %

Cars

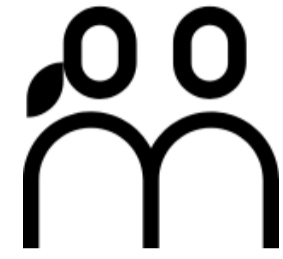
Year	Month	Last Year	This Year	Variance %
2025	April	24,279	25,644	5.6 %
2025	May	28,656	29,141	1.7 %
2025	June	26,624	25,459	-4.4 %
2025	July	31,925	30,712	-3.8 %
2025	August	31,634	31,639	0.0 %
2025	September	27,665	25,585	-7.5 %
2025	October	23,651	22,684	-4.1 %
2025	November	19,577	19,670	0.5 %
2025	December	17,596	18,737	6.5 %
2026	January	16,553	17,533	5.9 %
2026	February	17,716	18,410	3.9 %
2026	March	22,077	20,899	-5.3 %
Total		287,953	286,113	-0.6 %

Coach Metres

Year	Month	Last Year	This Year	Variance %
2025	April	462.5	759.4	64.2 %
2025	May	1,550.9	2,627.2	69.4 %
2025	June	1,692.8	2,910.0	71.9 %
2025	July	1,687.5	2,099.1	24.4 %
2025	August	1,743.6	1,817.4	4.2 %
2025	September	2,048.2	2,676.6	30.7 %
2025	October	994.5	718.8	-27.7 %
2025	November	256.3	197.2	-23.1 %
2025	December	130.4	186.6	43.1 %
2026	January	152.9	187.5	22.6 %
2026	February	68.0	181.0	166.2 %
2026	March	383.0	336.5	-12.1 %
Total		11,170.4	14,697.2	31.6 %

Commercial Vehicle Metres

Year	Month	Last Year	This Year	Variance %
2025	April	13,055.4	14,100.5	8.0 %
2025	May	14,140.5	14,372.6	1.6 %
2025	June	11,700.9	16,160.4	38.1 %
2025	July	15,253.9	20,012.1	31.2 %
2025	August	14,651.4	15,459.8	5.5 %
2025	September	13,858.2	15,340.7	10.7 %
2025	October	15,003.2	13,677.8	-8.8 %
2025	November	13,171.7	11,662.4	-11.5 %
2025	December	10,684.8	11,837.7	10.8 %
2026	January	10,879.9	11,646.4	7.0 %
2026	February	11,848.6	11,665.7	-1.5 %
2026	March	13,045.0	15,473.7	18.6 %
Total		157,293.5	171,409.9	9.0 %



This Month YoY

11,391

LY: 11,510 (-1%)

YoY

181,315

LY: 181,496 (-0.1%)



This Month YoY

6,211

LY: 6,316 (-1.7%)

YoY

83,598

LY: 84,124 (-0.6%)



This Month YoY

223.50

LY: 153.00 (+46.1%)

YoY

6.77K

LY: 5.65K (+19.8%)



This Month YoY

7.46K

LY: 5.69K (+31.1%)

YoY

75.67K

LY: 71.73K (+5.5%)

Passengers

Year	Month	Last Year	This Year	Variance %
2025	April	14,209	16,153	13.7 %
2025	May	18,755	21,217	13.1 %
2025	June	18,449	17,899	-3.0 %
2025	July	23,047	22,465	-2.5 %
2025	August	24,182	24,417	1.0 %
2025	September	19,502	17,921	-8.1 %
2025	October	14,294	12,364	-13.5 %
2025	November	10,108	10,237	1.3 %
2025	December	10,395	10,039	-3.4 %
2026	January	7,795	7,849	0.7 %
2026	February	9,250	9,363	1.2 %
2026	March	11,510	11,391	-1.0 %
Total		181,496	181,315	-0.1 %

Cars

Year	Month	Last Year	This Year	Variance %
2025	April	6,814	7,426	9.0 %
2025	May	8,116	8,560	5.5 %
2025	June	7,869	7,441	-5.4 %
2025	July	9,237	8,966	-2.9 %
2025	August	9,626	9,525	-1.0 %
2025	September	8,223	7,594	-7.6 %
2025	October	6,923	6,431	-7.1 %
2025	November	5,711	5,947	4.1 %
2025	December	5,648	5,446	-3.6 %
2026	January	4,509	4,721	4.7 %
2026	February	5,132	5,330	3.9 %
2026	March	6,316	6,211	-1.7 %
Total		84,124	83,598	-0.6 %

Coach Metres

Year	Month	Last Year	This Year	Variance %
2025	April	296.0	208.3	-29.6 %
2025	May	724.2	1,158.3	59.9 %
2025	June	930.2	1,172.0	26.0 %
2025	July	799.5	963.0	20.5 %
2025	August	761.3	716.4	-5.9 %
2025	September	1,046.6	1,333.7	27.4 %
2025	October	457.3	373.8	-18.3 %
2025	November	156.4	146.4	-6.4 %
2025	December	130.4	167.4	28.4 %
2026	January	152.9	140.0	-8.4 %
2026	February	42.0	168.0	300.0 %
2026	March	153.0	223.5	46.1 %
Total		5,649.6	6,770.8	19.8 %

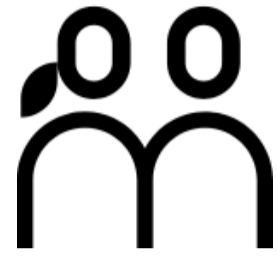
Commercial Vehicle Metres

Year	Month	Last Year	This Year	Variance %
2025	April	5,899.7	6,571.1	11.4 %
2025	May	6,048.8	5,939.2	-1.8 %
2025	June	5,619.6	6,536.8	16.3 %
2025	July	6,596.3	8,501.9	28.9 %
2025	August	6,606.1	6,667.9	0.9 %
2025	September	6,106.6	6,235.0	2.1 %
2025	October	6,643.0	6,077.2	-8.5 %
2025	November	6,297.1	5,473.7	-13.1 %
2025	December	5,479.0	5,818.3	6.2 %
2026	January	5,197.6	5,288.6	1.8 %
2026	February	5,553.5	5,102.5	-8.1 %
2026	March	5,686.8	7,455.3	31.1 %
Total		71,733.9	75,667.3	5.5 %



Wemyss Bay - Rothesay

Contractual Carrying Groups



This Month YoY

45,071

LY: 48,465 (-7%)

YoY

686,611

LY: 678,288 (+1.2%)



This Month YoY

14,688

LY: 15,761 (-6.8%)

YoY

202,515

LY: 203,829 (-0.6%)



This Month YoY

113.00

LY: 230.00 (-50.9%)

YoY

7.93K

LY: 5.52K (+43.6%)



This Month YoY

8.02K

LY: 7.36K (+9%)

YoY

95.74K

LY: 85.56K (+11.9%)

Passengers

Year	Month	Last Year	This Year	Variance %
2025	April	56,545	64,459	14.0 %
2025	May	71,150	74,464	4.7 %
2025	June	66,591	65,120	-2.2 %
2025	July	83,404	82,558	-1.0 %
2025	August	81,635	86,934	6.5 %
2025	September	67,196	62,004	-7.7 %
2025	October	54,169	51,927	-4.1 %
2025	November	42,538	40,398	-5.0 %
2025	December	34,507	39,206	13.6 %
2026	January	34,810	36,050	3.6 %
2026	February	37,278	38,420	3.1 %
2026	March	48,465	45,071	-7.0 %
Total		678,288	686,611	1.2 %

Cars

Year	Month	Last Year	This Year	Variance %
2025	April	17,465	18,218	4.3 %
2025	May	20,540	20,581	0.2 %
2025	June	18,755	18,018	-3.9 %
2025	July	22,688	21,746	-4.2 %
2025	August	22,008	22,114	0.5 %
2025	September	19,442	17,991	-7.5 %
2025	October	16,728	16,253	-2.8 %
2025	November	13,866	13,723	-1.0 %
2025	December	11,948	13,291	11.2 %
2026	January	12,044	12,812	6.4 %
2026	February	12,584	13,080	3.9 %
2026	March	15,761	14,688	-6.8 %
Total		203,829	202,515	-0.6 %

Coach Metres

Year	Month	Last Year	This Year	Variance %
2025	April	166.5	551.1	231.0 %
2025	May	826.7	1,468.8	77.7 %
2025	June	762.6	1,738.0	127.9 %
2025	July	888.0	1,136.1	27.9 %
2025	August	982.3	1,101.0	12.1 %
2025	September	1,001.6	1,342.9	34.1 %
2025	October	537.2	345.0	-35.8 %
2025	November	100.0	50.8	-49.2 %
2025	December	0.0	19.2	0.0 %
2026	January	0.0	47.5	0.0 %
2026	February	26.0	13.0	-50.0 %
2026	March	230.0	113.0	-50.9 %
Total		5,520.8	7,926.4	43.6 %

Commercial Vehicle Metres

Year	Month	Last Year	This Year	Variance %
2025	April	7,155.7	7,529.4	5.2 %
2025	May	8,091.7	8,433.4	4.2 %
2025	June	6,081.4	9,623.6	58.2 %
2025	July	8,657.6	11,510.2	32.9 %
2025	August	8,045.3	8,791.9	9.3 %
2025	September	7,751.6	9,105.8	17.5 %
2025	October	8,360.2	7,600.7	-9.1 %
2025	November	6,874.6	6,188.7	-10.0 %
2025	December	5,205.9	6,019.4	15.6 %
2026	January	5,682.3	6,357.8	11.9 %
2026	February	6,295.1	6,563.2	4.3 %
2026	March	7,358.2	8,018.5	9.0 %
Total		85,559.6	95,742.6	11.9 %



Cars



Colintraive - Rhubodach

Year	Month	Last Year	This Year	Var %
2025	April	5,478	6,383	16.5 %
2025	May	6,661	7,340	10.2 %
2025	June	6,493	6,491	-0.0 %
2025	July	7,742	7,810	0.9 %
2025	August	8,225	8,486	3.2 %
2025	September	6,855	6,646	-3.0 %
2025	October	5,763	5,440	-5.6 %
2025	November	4,770	5,084	6.6 %
2025	December	4,834	4,616	-4.5 %
2026	January	3,842	3,849	0.2 %
2026	February	4,359	4,442	1.9 %
2026	March	5,400	5,252	-2.7 %
Total		70,422	71,839	2.0 %

Wemyss Bay - Rothesay

Year	Month	Last Year	This Year	Var %
2025	April	14,595	15,456	5.9 %
2025	May	17,183	17,098	-0.5 %
2025	June	15,779	14,767	-6.4 %
2025	July	19,301	18,105	-6.2 %
2025	August	18,416	18,817	2.2 %
2025	September	16,400	15,028	-8.4 %
2025	October	14,140	13,407	-5.2 %
2025	November	11,684	11,003	-5.8 %
2025	December	9,870	10,888	10.3 %
2026	January	9,882	10,457	5.8 %
2026	February	10,184	10,643	4.5 %
2026	March	12,895	11,855	-8.1 %
Total		170,329	167,524	-1.6 %



LGVs



Colintraive - Rhubodach

Year	Month	Last Year	This Year	Var %
2025	April	506	640	26.5 %
2025	May	625	702	12.3 %
2025	June	653	567	-13.2 %
2025	July	676	761	12.6 %
2025	August	730	642	-12.1 %
2025	September	702	618	-12.0 %
2025	October	707	709	0.3 %
2025	November	650	714	9.8 %
2025	December	490	673	37.3 %
2026	January	449	748	66.6 %
2026	February	569	737	29.5 %
2026	March	673	799	18.7 %
Total		7,430	8,310	11.8 %

Wemyss Bay - Rothesay

Year	Month	Last Year	This Year	Var %
2025	April	1,816	1,750	-3.6 %
2025	May	1,834	1,910	4.1 %
2025	June	1,611	1,919	19.1 %
2025	July	1,851	2,178	17.7 %
2025	August	1,785	2,002	12.2 %
2025	September	1,766	1,962	11.1 %
2025	October	1,531	1,944	27.0 %
2025	November	1,654	1,764	6.7 %
2025	December	1,071	1,401	30.8 %
2026	January	1,410	1,735	23.0 %
2026	February	1,482	1,757	18.6 %
2026	March	1,687	2,080	23.3 %
Total		19,498	22,402	14.9 %



Motorhomes



Colintraive - Rhubodach					Wemyss Bay - Rothesay				
Year	Month	Last Year	This Year	Var %	Year	Month	Last Year	This Year	Var %
2025	April	140	177	26.4 %	2025	April	238	285	19.7 %
2025	May	265	293	10.6 %	2025	May	404	482	19.3 %
2025	June	228	178	-21.9 %	2025	June	378	342	-9.5 %
2025	July	252	214	-15.1 %	2025	July	435	448	3.0 %
2025	August	200	283	41.5 %	2025	August	375	462	23.2 %
2025	September	258	192	-25.6 %	2025	September	394	322	-18.3 %
2025	October	107	92	-14.0 %	2025	October	151	181	19.9 %
2025	November	48	41	-14.6 %	2025	November	134	78	-41.8 %
2025	December	30	39	30.0 %	2025	December	70	79	12.9 %
2026	January	27	22	-18.5 %	2026	January	42	57	35.7 %
2026	February	44	39	-11.4 %	2026	February	62	101	62.9 %
2026	March	69	71	2.9 %	2026	March	138	135	-2.2 %
Total		1,668	1,641	-1.6 %	Total		2,821	2,972	5.4 %



Caravans




Colintraive - Rhubodach				
Year	Month	Last Year	This Year	Var %
2025	April	2	6	200.0%
2025	May	7	5	-28.6%
2025	June	5	5	0.0%
2025	July	14	10	-28.6%
2025	August	3	3	0.0%
2025	September	5	3	-40.0%
2025	October	2	6	200.0%
2025	November	2	1	-50.0%
2025	December	0	0	0.0%
2026	January	2	0	-100.0%
2026	February	0	0	0.0%
2026	March	3	0	-100.0%
Total		45	39	-13.3%

Wemyss Bay - Rothesay				
Year	Month	Last Year	This Year	Var %
2025	April	4	12	200.0%
2025	May	8	13	62.5%
2025	June	22	20	-9.1%
2025	July	50	34	-32.0%
2025	August	17	20	17.6%
2025	September	26	34	30.8%
2025	October	14	9	-35.7%
2025	November	4	3	-25.0%
2025	December	0	2	0.0%
2026	January	3	0	-100.0%
2026	February	5	0	-100.0%
2026	March	7	2	-71.4%
Total		160	149	-6.9%



Trailers



Colintraive - Rhubodach				
Year	Month	Last Year	This Year	Var %
2025	April	43	64	48.8%
2025	May	62	62	0.0%
2025	June	75	54	-28.0%
2025	July	70	119	70.0%
2025	August	59	76	28.8%
2025	September	101	99	-2.0%
2025	October	105	82	-21.9%
2025	November	60	89	48.3%
2025	December	58	91	56.9%
2026	January	58	81	39.7%
2026	February	58	83	43.1%
2026	March	54	60	11.1%
Total		803	960	19.6%

Wemyss Bay - Rothesay				
Year	Month	Last Year	This Year	Var %
2025	April	158	123	-22.2%
2025	May	169	234	38.5%
2025	June	142	134	-5.6%
2025	July	204	242	18.6%
2025	August	169	179	5.9%
2025	September	180	193	7.2%
2025	October	150	168	12.0%
2025	November	126	149	18.3%
2025	December	79	113	43.0%
2026	January	123	120	-2.4%
2026	February	123	134	8.9%
2026	March	124	146	17.7%
Total		1,747	1,935	10.8%



Motorbikes



Colintraive - Rhubodach				
Year	Month	Last Year	This Year	Var %
2025	April	125	253	102.4%
2025	May	336	488	45.2%
2025	June	267	249	-6.7%
2025	July	238	288	21.0%
2025	August	242	291	20.2%
2025	September	280	208	-25.7%
2025	October	48	50	4.2%
2025	November	31	9	-71.0%
2025	December	1	4	300.0%
2026	January	10	11	10.0%
2026	February	9	23	155.6%
2026	March	69	44	-36.2%
Total		1,656	1,918	15.8%

Wemyss Bay - Rothesay				
Year	Month	Last Year	This Year	Var %
2025	April	132	181	37.1%
2025	May	250	345	38.0%
2025	June	193	211	9.3%
2025	July	186	218	17.2%
2025	August	196	201	2.6%
2025	September	208	140	-32.7%
2025	October	38	47	23.7%
2025	November	22	16	-27.3%
2025	December	8	8	0.0%
2026	January	2	8	300.0%
2026	February	13	25	92.3%
2026	March	79	72	-8.9%
Total		1,327	1,472	10.9%



Bicycles



Colintraive - Rhubodach				
Year	Month	Last Year	This Year	Var %
2025	April	90	109	21.1%
2025	May	310	248	-20.0%
2025	June	388	195	-49.7%
2025	July	304	199	-34.5%
2025	August	204	228	11.8%
2025	September	214	107	-50.0%
2025	October	46	32	-30.4%
2025	November	10	8	-20.0%
2025	December	0	1	0.0%
2026	January	1	1	0.0%
2026	February	1	1	0.0%
2026	March	28	9	-67.9%
Total		1,596	1,138	-28.7%

Wemyss Bay - Rothesay				
Year	Month	Last Year	This Year	Var %
2025	April	210	310	47.6%
2025	May	631	748	18.5%
2025	June	554	511	-7.8%
2025	July	521	483	-7.3%
2025	August	453	584	28.9%
2025	September	489	297	-39.3%
2025	October	130	112	-13.8%
2025	November	23	17	-26.1%
2025	December	13	33	153.8%
2026	January	23	32	39.1%
2026	February	25	18	-28.0%
2026	March	113	83	-26.5%
Total		3,185	3,228	1.4%




Reliability & Punctuality



Reliability

Month	Colintraive - Rhubodach	Wemyss Bay - Rothesay
Apr-25	99.5%	98.7%
May-25	100.0%	100.0%
Jun-25	99.8%	99.3%
Jul-25	99.9%	99.5%
Aug-25	98.5%	94.5%
Sep-25	99.3%	97.9%
Oct-25	70.9%	89.3%
Nov-25	91.5%	89.5%
Dec-25	96.9%	86.7%
Jan-26	92.6%	93.9%
Feb-26	96.3%	94.5%
Mar-26	98.8%	91.5%
Total	95.3%	94.6%



Punctuality

Month	Colintraive - Rhubodach	Wemyss Bay - Rothesay
Apr-25	100.0%	98.6%
May-25	100.0%	96.4%
Jun-25	100.0%	98.8%
Jul-25	99.9%	93.8%
Aug-25	99.9%	95.1%
Sep-25	100.0%	96.3%
Oct-25	99.1%	98.8%
Nov-25	100.0%	98.0%
Dec-25	100.0%	96.3%
Jan-26	99.8%	98.5%
Feb-26	99.9%	96.9%
Mar-26	100.0%	96.7%
Total	99.9%	97.0%



Reliability & Punctuality Summary

Summary of Scheduled, Operated, Cancelled, Late & Diverted Sailings
by Route & Leg

Year	Month	Route	Leg	Operated Sailings	Scheduled Sailings	Additional Sailings	Cancelled Sailings	Diverted Sailings	On Time	Late
2026	March	Colintraive - Rhubodach	Colintraive-Rhubodach	952	962	1	11	0	951	0
2026	March	Colintraive - Rhubodach	Rhubodach-Colintraive	951	962	1	12	0	950	0
2026	March	Wemyss Bay - Rothesay	Gourock (Divert)-Rothesay	21		21	0	0	0	0
2026	March	Wemyss Bay - Rothesay	Rothesay-Gourock (Divert)	21	21	0	0	21	3	18
2026	March	Wemyss Bay - Rothesay	Rothesay-Wemyss Bay	371	395	0	24	0	366	5
2026	March	Wemyss Bay - Rothesay	Wemyss Bay-Rothesay	370	417	0	47	0	368	2
Total				2,686	2,757	23	94	21	2,638	25