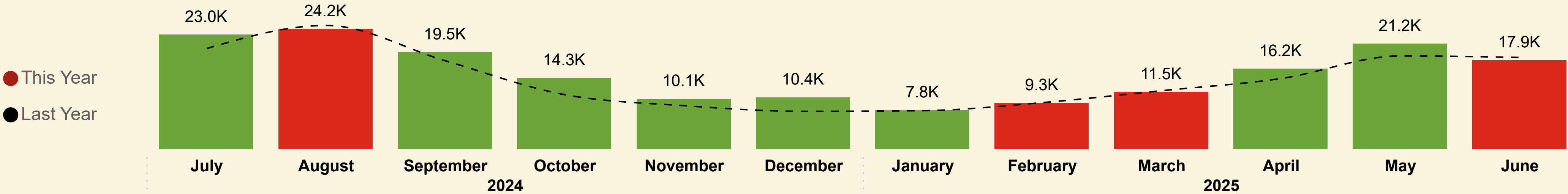




Shipped Passengers

Colintraive - Rhubodach



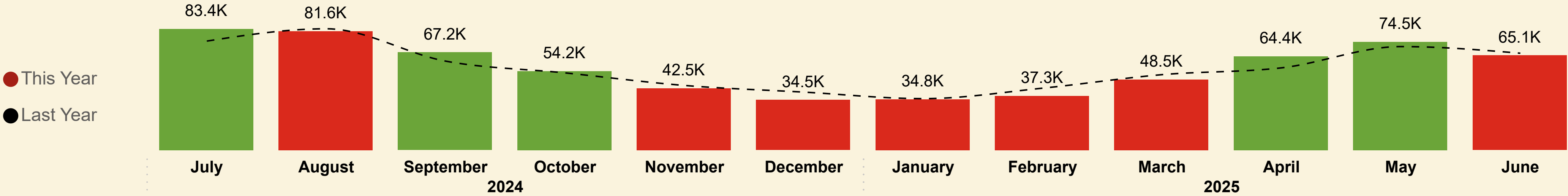
This Month YoY

17,899
LY: 18,449 (-2.98%)

YoY

185,352
LY: 170,429 (+8.8%)

Wemyss Bay - Rothesay



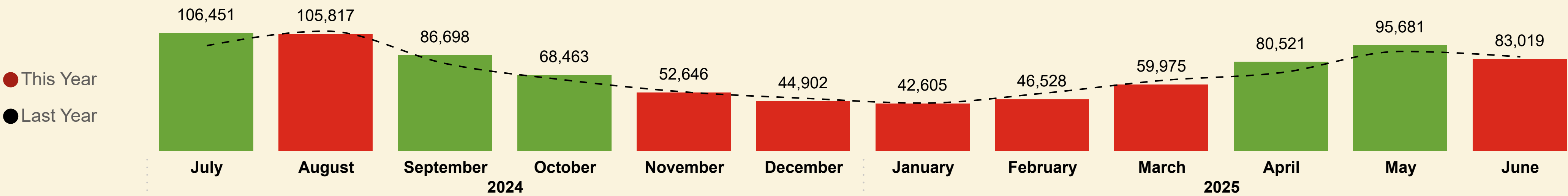
This Month YoY

65,120
LY: 66,591 (-2.21%)

YoY

687,954
LY: 680,979 (+1%)

Bute Total



This Month YoY

83,019
LY: 85,040 (-2.38%)

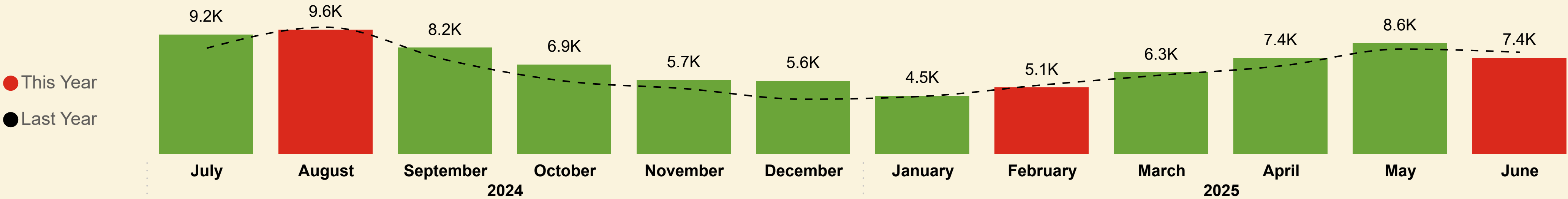
YoY

873,306
LY: 851,408 (+2.6%)



Shipped Cars

Colintraive - Rhubodach



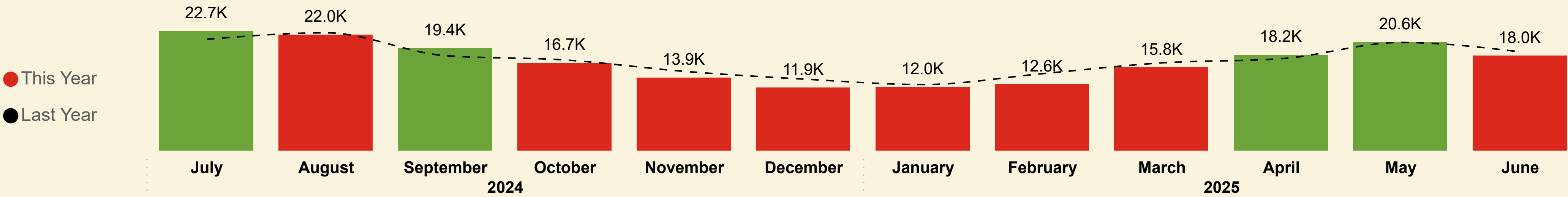
This Month YoY

7,441
LY: 7,869 (-5.44%)

YoY

84,751
LY: 78,909 (+7.4%)

Wemyss Bay - Rothesay



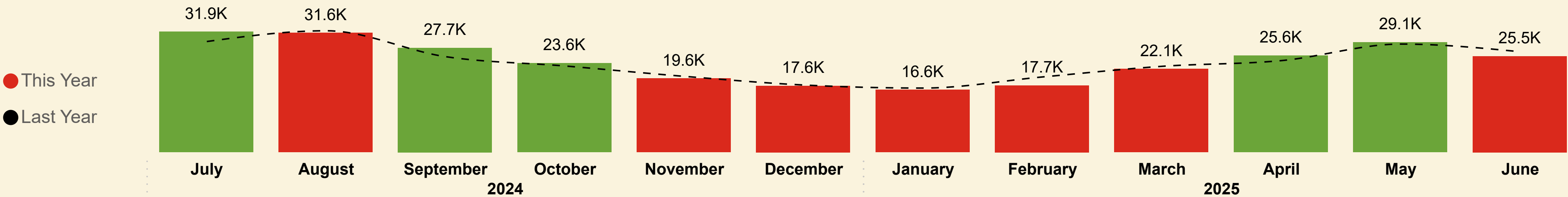
This Month YoY

18,018
LY: 18,755 (-3.93%)

YoY

203,827
LY: 207,962 (-2%)

Bute Total



This Month YoY

25,459
LY: 26,624 (-4.38%)

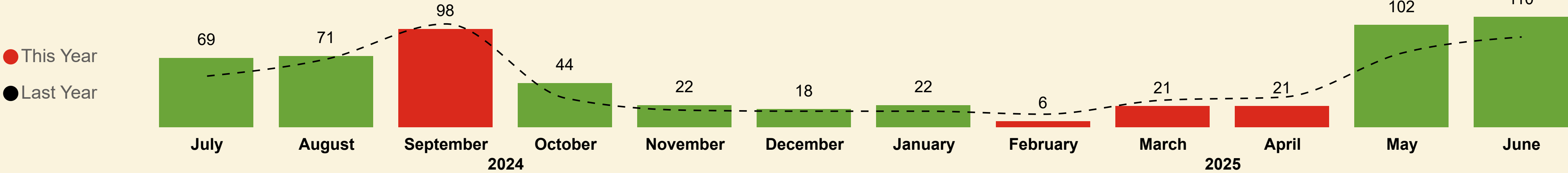
YoY

288,578
LY: 286,871 (+0.6%)



Shipped Coaches

Colintraive - Rhubodach



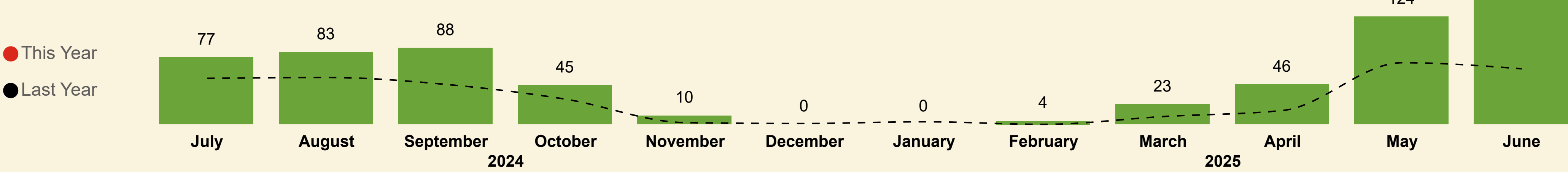
This Month YoY

110
LY: 90 (+22.22%)

YoY

604
LY: 534 (+13.1%)

Wemyss Bay - Rothesay



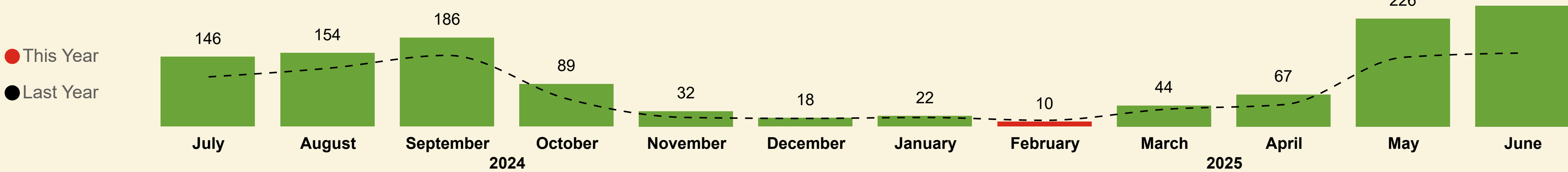
This Month YoY

143
LY: 64 (+123.44%)

YoY

643
LY: 348 (+84.8%)

Bute Total



This Month YoY

253
LY: 154 (+64.29%)

YoY

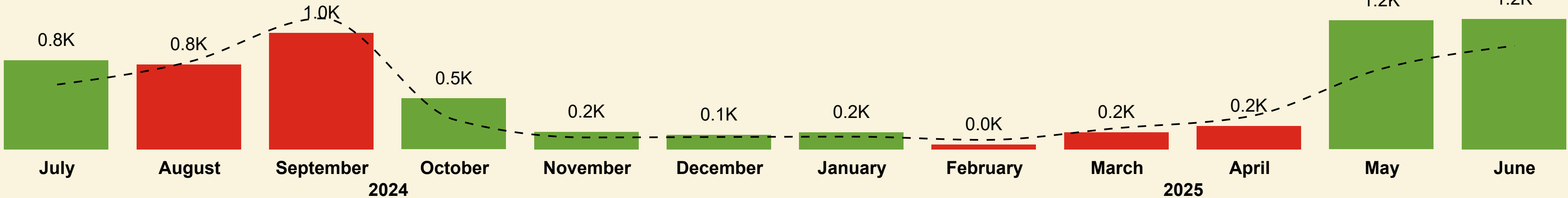
1247
LY: 882 (+41.4%)



Shipped Coach Metres

Colintraive - Rhubodach

● This Year
● Last Year



This Month YoY

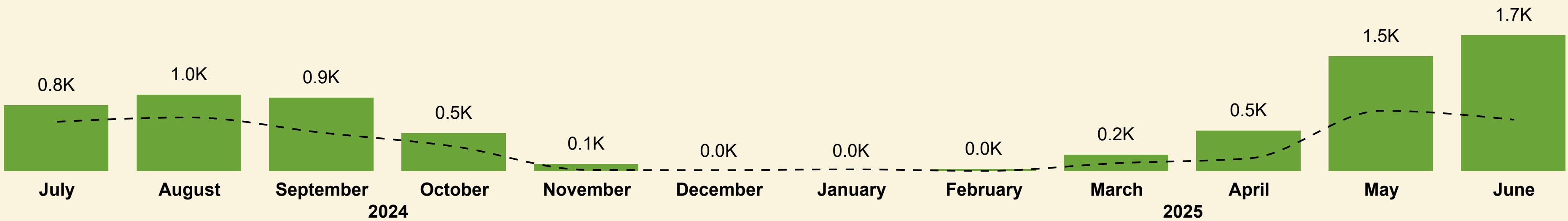
1.2K
LY: 930.2 (+26%)

YoY

6.2K
LY: 5.4K (+16.3%)

Wemyss Bay - Rothesay

● This Year
● Last Year



This Month YoY


1.7K
LY: 653.1 (+165.1%)

YoY

7.3K
LY: 3.8K (+89.7%)

Bute Total

● This Year
● Last Year



This Month YoY

2.9K
LY: 1.6K (+83.4%)

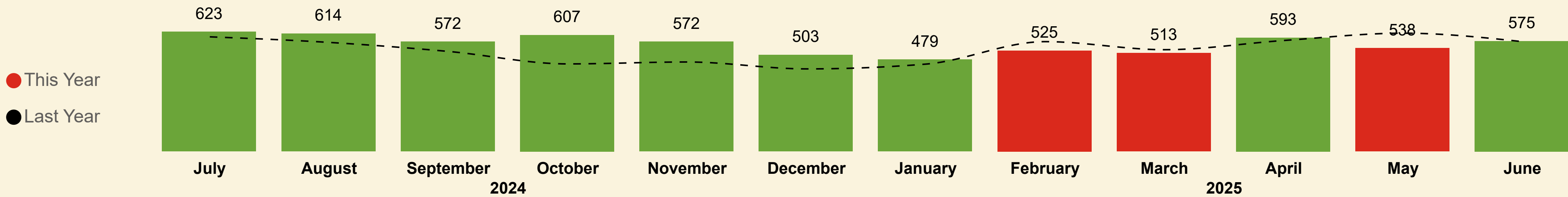
YoY

13.5K
LY: 9.2K (+46.9%)



Shipped Commercial Vehicles

Colintraive - Rhubodach



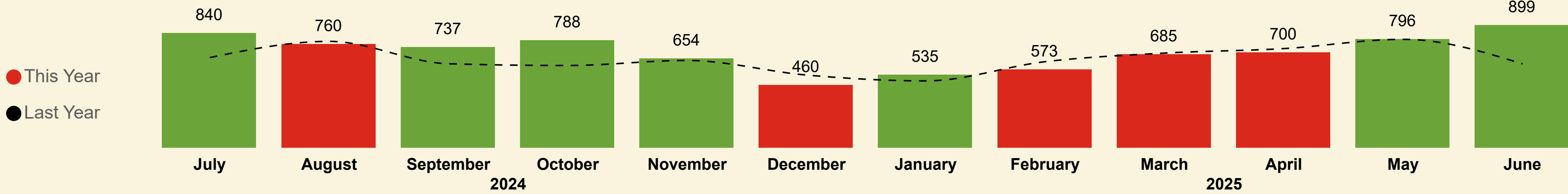
This Month YoY

575
LY: 572 (+0.5%)

YoY

6,714
LY: 6,361 (+5.5%)

Wemyss Bay - Rothesay



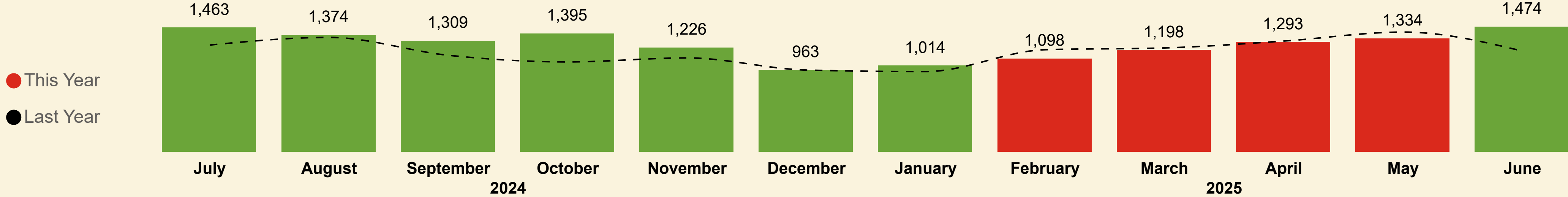
This Month YoY

899
LY: 614 (+46.4%)

YoY

8,427
LY: 7,773 (+8.4%)

Bute Total



This Month YoY

1,474
LY: 1,186 (+24.3%)

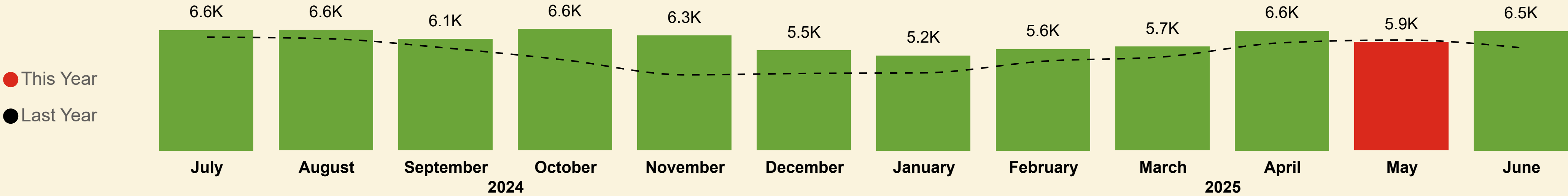
YoY

15,141
LY: 14,134 (+7.1%)



Shipped Commercial Vehicle Metres

Colintraive - Rhubodach



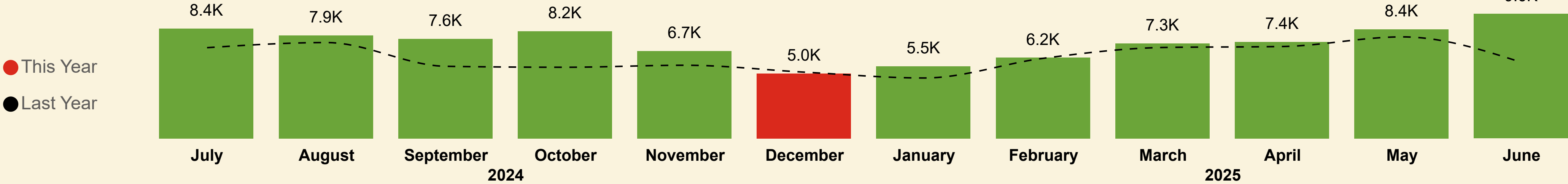
This Month YoY

6.5K
LY: 5.6K (+16.3%)

YoY

73.2K
LY: 63.1K (+16%)

Wemyss Bay - Rothesay



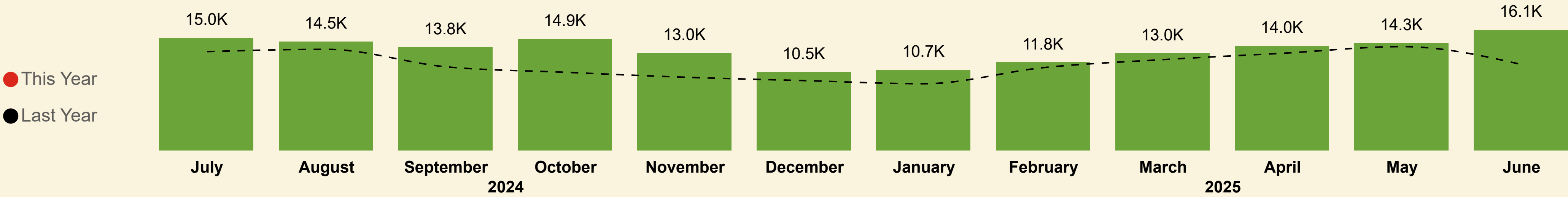
This Month YoY

9.6K
LY: 5.8K (+63.8%)

YoY

88.2K
LY: 74.5K (+18.5%)

Bute Total



This Month YoY

16.1K
LY: 11.5K (+40.5%)

YoY


161.4K
LY: 137.6K (+17.4%)

Bute

Jun-2025


Monthly Performance Pack

Carrying Trends



Bute Total

Contractual Carrying Groups



This Month YoY

83,019

LY: 85,040 (-2.4%)

YoY

873,306

LY: 851,408 (+2.6%)

This Month YoY

25,459

LY: 26,624 (-4.4%)

YoY

288,578

LY: 286,871 (+0.6%)

This Month YoY

2.90K

LY: 1.58K (+83.4%)

YoY

13.50K

LY: 9.19K (+46.9%)

This Month YoY

16.09K

LY: 11.45K (+40.5%)

YoY

161.43K

LY: 137.56K (+17.4%)

Passengers

Year	Month	Last Year	This Year	Variance %
2024	July	95,195	106,451	11.8 %
2024	August	108,293	105,817	-2.3 %
2024	September	78,921	86,698	9.9 %
2024	October	64,017	68,463	6.9 %
2024	November	53,174	52,646	-1.0 %
2024	December	47,453	44,902	-5.4 %
2025	January	43,101	42,605	-1.2 %
2025	February	51,936	46,528	-10.4 %
2025	March	63,619	59,975	-5.7 %
2025	April	70,754	80,521	13.8 %
2025	May	89,905	95,681	6.4 %
2025	June	85,040	83,019	-2.4 %
Total		851,408	873,306	2.6 %

Cars

Year	Month	Last Year	This Year	Variance %
2024	July	29,329	31,925	8.9 %
2024	August	32,178	31,634	-1.7 %
2024	September	25,319	27,665	9.3 %
2024	October	22,850	23,612	3.3 %
2024	November	20,102	19,577	-2.6 %
2024	December	17,811	17,595	-1.2 %
2025	January	17,004	16,553	-2.7 %
2025	February	19,953	17,716	-11.2 %
2025	March	22,766	22,077	-3.0 %
2025	April	24,279	25,624	5.5 %
2025	May	28,656	29,141	1.7 %
2025	June	26,624	25,459	-4.4 %
Total		286,871	288,578	0.6 %

Coach Metres

Year	Month	Last Year	This Year	Variance %
2024	July	1,208.1	1,639.6	35.7 %
2024	August	1,469.0	1,736.2	18.2 %
2024	September	1,663.7	1,982.7	19.2 %
2024	October	577.6	939.9	62.7 %
2024	November	119.5	243.6	103.8 %
2024	December	120.0	130.4	8.7 %
2025	January	132.5	152.9	15.4 %
2025	February	84.0	68.0	-19.0 %
2025	March	287.7	360.0	25.1 %
2025	April	456.0	724.4	58.9 %
2025	May	1,491.0	2,619.8	75.7 %
2025	June	1,583.3	2,903.5	83.4 %
Total		9,192.3	13,500.8	46.9 %

Commercial Vehicle Metres

Year	Month	Last Year	This Year	Variance %
2024	July	13,172.6	15,015.1	14.0 %
2024	August	13,477.9	14,506.1	7.6 %
2024	September	11,146.5	13,753.9	23.4 %
2024	October	10,414.4	14,870.6	42.8 %
2024	November	9,756.7	12,988.3	33.1 %
2024	December	9,304.1	10,462.7	12.5 %
2025	January	8,890.2	10,745.6	20.9 %
2025	February	11,040.3	11,750.4	6.4 %
2025	March	12,105.7	12,968.3	7.1 %
2025	April	12,953.7	13,969.0	7.8 %
2025	May	13,840.0	14,303.7	3.4 %
2025	June	11,453.5	16,092.1	40.5 %
Total		137,555.6	161,425.8	17.4 %

Colintraive - Rhubodach

Contractual Carrying Groups



This Month YoY

17,899

LY: 18,449 (-3%)

YoY

185,352

LY: 170,429 (+8.8%)



This Month YoY

7,441

LY: 7,869 (-5.4%)

YoY

84,751

LY: 78,909 (+7.4%)



This Month YoY

1.17K

LY: 930.19 (+26%)

YoY

6.24K

LY: 5.36K (+16.3%)



This Month YoY

6.54K

LY: 5.62K (+16.3%)

YoY

73.19K

LY: 63.09K (+16%)

Passengers

Year	Month	Last Year	This Year	Variance %
2024	July	20,257	23,047	13.8 %
2024	August	24,899	24,182	-2.9 %
2024	September	17,767	19,502	9.8 %
2024	October	10,943	14,294	30.6 %
2024	November	8,731	10,108	15.8 %
2024	December	7,591	10,395	36.9 %
2025	January	7,727	7,795	0.9 %
2025	February	9,349	9,250	-1.1 %
2025	March	11,752	11,510	-2.1 %
2025	April	14,209	16,153	13.7 %
2025	May	18,755	21,217	13.1 %
2025	June	18,449	17,899	-3.0 %
Total		170,429	185,352	8.8 %

Cars

Year	Month	Last Year	This Year	Variance %
2024	July	8,188	9,237	12.8 %
2024	August	9,808	9,626	-1.9 %
2024	September	7,291	8,223	12.8 %
2024	October	5,637	6,923	22.8 %
2024	November	5,054	5,711	13.0 %
2024	December	4,232	5,647	33.4 %
2025	January	4,460	4,509	1.1 %
2025	February	5,339	5,132	-3.9 %
2025	March	6,101	6,316	3.5 %
2025	April	6,814	7,426	9.0 %
2025	May	8,116	8,560	5.5 %
2025	June	7,869	7,441	-5.4 %
Total		78,909	84,751	7.4 %

Coach Metres

Year	Month	Last Year	This Year	Variance %
2024	July	581.0	799.5	37.6 %
2024	August	787.1	761.3	-3.3 %
2024	September	1,176.1	1,046.6	-11.0 %
2024	October	265.5	457.3	72.2 %
2024	November	106.0	156.4	47.5 %
2024	December	110.0	130.4	18.5 %
2025	January	113.0	152.9	35.3 %
2025	February	84.0	42.0	-50.0 %
2025	March	189.6	153.0	-19.3 %
2025	April	296.0	208.3	-29.6 %
2025	May	724.2	1,158.3	59.9 %
2025	June	930.2	1,172.0	26.0 %
Total		5,362.7	6,237.9	16.3 %

Commercial Vehicle Metres

Year	Month	Last Year	This Year	Variance %
2024	July	6,208.9	6,596.2	6.2 %
2024	August	6,122.1	6,606.1	7.9 %
2024	September	5,612.4	6,106.6	8.8 %
2024	October	4,951.7	6,643.0	34.2 %
2024	November	4,141.1	6,290.1	51.9 %
2024	December	4,218.9	5,479.0	29.9 %
2025	January	4,251.6	5,197.6	22.3 %
2025	February	4,887.4	5,553.5	13.6 %
2025	March	5,127.2	5,686.8	10.9 %
2025	April	5,899.7	6,554.6	11.1 %
2025	May	6,048.8	5,939.2	-1.8 %
2025	June	5,619.6	6,536.8	16.3 %
Total		63,089.4	73,189.3	16.0 %

Wemyss Bay - Rothesay

Contractual Carrying Groups



This Month YoY

65,120

LY: 66,591 (-2.2%)

YoY

687,954

LY: 680,979 (+1%)



This Month YoY

18,018

LY: 18,755 (-3.9%)

YoY

203,827

LY: 207,962 (-2%)



This Month YoY

1.73K

LY: 653.09 (+165.1%)

YoY

7.26K

LY: 3.83K (+89.7%)



This Month YoY

9.56K

LY: 5.83K (+63.8%)

YoY

88.24K

LY: 74.47K (+18.5%)

Passengers

Year	Month	Last Year	This Year	Variance %
2024	July	74,938	83,404	11.3 %
2024	August	83,394	81,635	-2.1 %
2024	September	61,154	67,196	9.9 %
2024	October	53,074	54,169	2.1 %
2024	November	44,443	42,538	-4.3 %
2024	December	39,862	34,507	-13.4 %
2025	January	35,374	34,810	-1.6 %
2025	February	42,587	37,278	-12.5 %
2025	March	51,867	48,465	-6.6 %
2025	April	56,545	64,368	13.8 %
2025	May	71,150	74,464	4.7 %
2025	June	66,591	65,120	-2.2 %
Total		680,979	687,954	1.0 %

Cars

Year	Month	Last Year	This Year	Variance %
2024	July	21,141	22,688	7.3 %
2024	August	22,370	22,008	-1.6 %
2024	September	18,028	19,442	7.8 %
2024	October	17,213	16,689	-3.0 %
2024	November	15,048	13,866	-7.9 %
2024	December	13,579	11,948	-12.0 %
2025	January	12,544	12,044	-4.0 %
2025	February	14,614	12,584	-13.9 %
2025	March	16,665	15,761	-5.4 %
2025	April	17,465	18,198	4.2 %
2025	May	20,540	20,581	0.2 %
2025	June	18,755	18,018	-3.9 %
Total		207,962	203,827	-2.0 %

Coach Metres

Year	Month	Last Year	This Year	Variance %
2024	July	627.0	840.1	34.0 %
2024	August	681.9	974.9	43.0 %
2024	September	487.6	936.1	92.0 %
2024	October	312.1	482.6	54.6 %
2024	November	13.5	87.3	546.3 %
2024	December	10.0	0.0	-100.0 %
2025	January	19.5	0.0	-100.0 %
2025	February	0.0	26.0	0.0 %
2025	March	98.1	207.0	111.0 %
2025	April	160.0	516.1	222.6 %
2025	May	766.7	1,461.4	90.6 %
2025	June	653.1	1,731.5	165.1 %
Total		3,829.6	7,263.0	89.7 %

Commercial Vehicle Metres

Year	Month	Last Year	This Year	Variance %
2024	July	6,963.7	8,418.8	20.9 %
2024	August	7,355.8	7,900.0	7.4 %
2024	September	5,534.1	7,647.3	38.2 %
2024	October	5,462.7	8,227.6	50.6 %
2024	November	5,615.6	6,698.3	19.3 %
2024	December	5,085.2	4,983.8	-2.0 %
2025	January	4,638.6	5,548.0	19.6 %
2025	February	6,152.9	6,196.9	0.7 %
2025	March	6,978.5	7,281.5	4.3 %
2025	April	7,054.0	7,414.4	5.1 %
2025	May	7,791.2	8,364.5	7.4 %
2025	June	5,834.0	9,555.3	63.8 %
Total		74,466.2	88,236.5	18.5 %



Cars



Colintraive - Rhubodach				
Year	Month	Last Year	This Year	Var %
2024	July	7,282	7,742	6.3 %
2024	August	7,747	8,225	6.2 %
2024	September	5,686	6,855	20.6 %
2024	October	4,248	5,763	35.7 %
2024	November	3,876	4,770	23.1 %
2024	December	3,422	4,834	41.3 %
2025	January	3,615	3,842	6.3 %
2025	February	4,270	4,359	2.1 %
2025	March	4,983	5,400	8.4 %
2025	April	5,478	6,383	16.5 %
2025	May	6,661	7,340	10.2 %
2025	June	6,493	6,491	-0.0 %
Total		63,761	72,004	12.9 %

Wemyss Bay - Rothesay				
Year	Month	Last Year	This Year	Var %
2024	July	16,704	19,301	15.5 %
2024	August	18,314	18,416	0.6 %
2024	September	15,339	16,400	6.9 %
2024	October	13,967	14,140	1.2 %
2024	November	12,044	11,688	-3.0 %
2024	December	11,294	9,870	-12.6 %
2025	January	10,035	9,882	-1.5 %
2025	February	11,667	10,186	-12.7 %
2025	March	14,179	12,895	-9.1 %
2025	April	14,595	15,456	5.9 %
2025	May	17,183	17,101	-0.5 %
2025	June	15,779	14,767	-6.4 %
Total		171,100	170,102	-0.6 %

LGVs



Colintraive - Rhubodach					Wemyss Bay - Rothesay				
Year	Month	Last Year	This Year	Var %	Year	Month	Last Year	This Year	Var %
2024	July	382	676	77.0 %	2024	July	1,424	1,851	30.0 %
2024	August	397	730	83.9 %	2024	August	1,737	1,785	2.8 %
2024	September	393	702	78.6 %	2024	September	1,538	1,766	14.8 %
2024	October	370	707	91.1 %	2024	October	1,547	1,531	-1.0 %
2024	November	342	650	90.1 %	2024	November	1,741	1,654	-5.0 %
2024	December	361	490	35.7 %	2024	December	1,173	1,071	-8.7 %
2025	January	380	449	18.2 %	2025	January	1,737	1,410	-18.8 %
2025	February	587	569	-3.1 %	2025	February	2,009	1,482	-26.2 %
2025	March	566	673	18.9 %	2025	March	1,719	1,687	-1.9 %
2025	April	506	640	26.5 %	2025	April	1,816	1,750	-3.6 %
2025	May	625	702	12.3 %	2025	May	1,834	1,910	4.1 %
2025	June	653	567	-13.2 %	2025	June	1,611	1,919	19.1 %
Total		5,562	7,555	35.8 %	Total		19,886	19,816	-0.4 %



Motorhomes




Colintraive - Rhubodach				
Year	Month	Last Year	This Year	Var %
2024	July	196	252	28.6 %
2024	August	208	200	-3.8 %
2024	September	176	258	46.6 %
2024	October	62	107	72.6 %
2024	November	28	48	71.4 %
2024	December	14	30	114.3 %
2025	January	22	27	22.7 %
2025	February	32	44	37.5 %
2025	March	77	69	-10.4 %
2025	April	140	177	26.4 %
2025	May	265	293	10.6 %
2025	June	228	178	-21.9 %
Total		1,448	1,683	16.2 %

Wemyss Bay - Rothesay				
Year	Month	Last Year	This Year	Var %
2024	July	361	435	20.5 %
2024	August	356	375	5.3 %
2024	September	289	394	36.3 %
2024	October	176	151	-14.2 %
2024	November	81	134	65.4 %
2024	December	38	70	84.2 %
2025	January	55	42	-23.6 %
2025	February	96	62	-35.4 %
2025	March	173	138	-20.2 %
2025	April	238	285	19.7 %
2025	May	404	482	19.3 %
2025	June	378	342	-9.5 %
Total		2,645	2,910	10.0 %

Reliability & Punctuality



Reliability				
Route	Colintraive - Rhubodach		Wemyss Bay - Rothesay	
Month	Contractual	Actual	Contractual	Actual
Jul-24	100.0%	100.0%	100.0%	100.0%
Aug-24	100.0%	99.8%	99.5%	93.5%
Sep-24	100.0%	100.0%	98.2%	97.2%
Oct-24	100.0%	96.4%	100.0%	92.4%
Nov-24	99.8%	97.6%	100.0%	94.9%
Dec-24	100.0%	93.1%	91.8%	74.8%
Jan-25	99.9%	92.9%	99.8%	93.7%
Feb-25	100.0%	96.3%	100.0%	89.8%
Mar-25	100.0%	99.4%	99.8%	96.0%
Apr-25	100.0%	99.5%	99.8%	98.7%
May-25	100.0%	100.0%	100.0%	100.0%
Jun-25	100.0%	99.8%	99.3%	99.3%
Total	100.0%	97.9%	99.0%	94.3%



Punctuality				
Route	Colintraive - Rhubodach		Wemyss Bay - Rothesay	
Month	Contractual	Actual	Contractual	Actual
Jul-24	100.0%	100.0%	99.7%	96.2%
Aug-24	100.0%	99.9%	99.9%	89.9%
Sep-24	100.0%	100.0%	99.7%	97.6%
Oct-24	100.0%	100.0%	100.0%	97.1%
Nov-24	100.0%	100.0%	100.0%	96.3%
Dec-24	100.0%	100.0%	99.5%	94.2%
Jan-25	100.0%	100.0%	100.0%	99.2%
Feb-25	100.0%	100.0%	100.0%	98.5%
Mar-25	100.0%	100.0%	99.9%	98.2%
Apr-25	100.0%	100.0%	100.0%	98.6%
May-25	100.0%	100.0%	99.8%	96.4%
Jun-25	100.0%	100.0%	99.8%	98.8%
Total	100.0%	100.0%	99.9%	96.8%

Reliability & Punctuality Summary

Summary of Scheduled, Operated, Cancelled & Diverted Sailings by Route & Leg								
Year	Month	Route	Leg	Operated Sailings	Scheduled Sailings	Additional Sailings	Cancelled Sailings	Diverted Sailings
2025	June	Colintraive - Rhubodach	Colintraive-Rhubodach	930	930	2	2	0
2025	June	Colintraive - Rhubodach	Rhubodach-Colintraive	930	930	2	2	0
2025	June	Wemyss Bay - Rothesay	Rothesay-Wemyss Bay	406	409	0	3	0
2025	June	Wemyss Bay - Rothesay	Wemyss Bay-Rothesay	406	409	0	3	0
Total				2,672	2,678	4	10	0

Summary of Cancellations, Lateness & Relief Events
by Route & Leg

Year	Month	Route	Leg	Cancelled Sailings	Cancelled (Relief)	Cancelled (No Relief)	On Time	Level 1 Late	Level 1 (Relief)	Level 1 (No Relief)	Level 2 Late	Level 2 (Relief)	Level 2 (No Relief)
2025	June	Colintraive - Rhubodach	Colintraive-Rhubodach	2	2	0	928	0	0	0	0	0	0
2025	June	Colintraive - Rhubodach	Rhubodach-Colintraive	2	2	0	928	0	0	0	0	0	0
2025	June	Wemyss Bay - Rothesay	Rothesay-Wemyss Bay	3	0	3	400	6	5	1	0	0	0
2025	June	Wemyss Bay - Rothesay	Wemyss Bay-Rothesay	3	0	3	402	3	2	1	1	1	0
Total				10	4	6	2,658	9	7	2	1	1	0