





LOCHALINE - FISHNISH (LAL - FIS)

Table 12

				
DAY	Lochaline Depart	Fishnish Arrive	Fishnish Depart	Lochaline Arrive
MON - SAT	0700 A	0718 A	0725 A	0743 A
	0745	0803	0810	0828
	0845	0903	0910	0928
	0940	0958	1000	1018
	1025	1043	1045	1103
	1110	1128	1130	1148
	1155	1213	1215	1233
	1245	1303	1310	1328
	1425	1443	1450	1508
	1515 A	1533 A	1540 A	1558 A
	1600	1618	1625	1643
	1645	1703	1710	1728
	1755	1813	1815	1833
1835 B	1853 B	1900 B	1918 B	
SUN	0845	0903	0910	0928
	1000	1018	1025	1043
	1045	1103	1110	1128
	1245	1303	1310	1328
	1345	1403	1410	1428
	1445	1503	1510	1528
	1600	1618	1625	1643
	1645	1703	1710	1728
	1745	1803	1805	1823

CODE

A	Passenger numbers may be restricted
B	Does not operate during October

NOTE

Check-in closes for vehicles and passengers 10 minutes prior to departure
For the ferry service between Oban and Craignure see table 11
Taking your car to Mull? Visit www.calmac.co.uk/destinations/mull for helpful tips on driving on the island's single-track roads
Groups of 6 or more pedal cycles must inform the relevant port office in advance of travel. It should be noted that as we may not be able to offer the first sailing of choice, therefore groups may not always be able to travel together
Light goods vehicles exceeding 6 metres in length or 3.5 tonnes in weight, or 3 metres in height, or 2.3 metres in width are charged at commercial vehicle rate