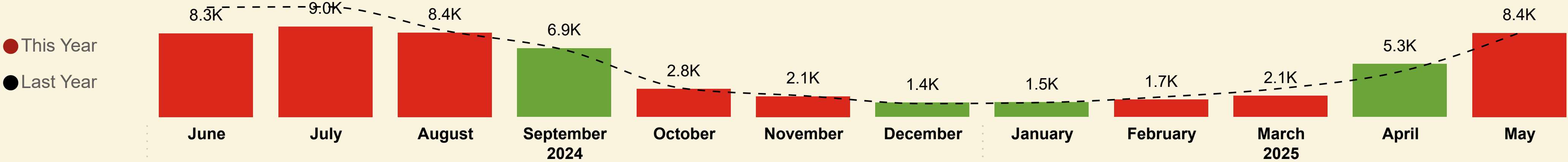




Shipped Passengers

Ardmhor (Barra) - Eriskay



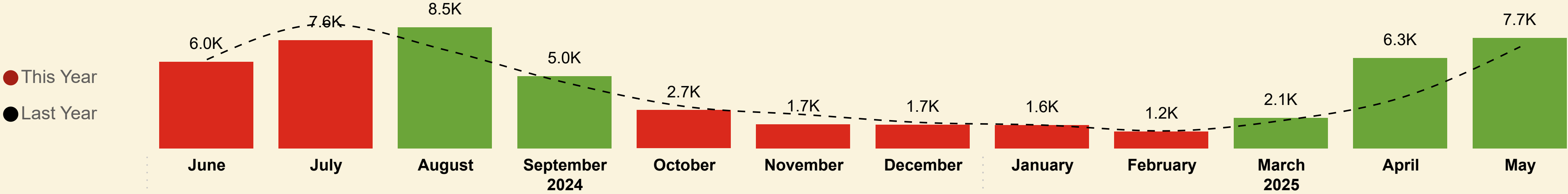
This Month YoY

8,380
LY: 8,418 (-0.45%)

YoY

57,902
LY: 62,744 (-7.7%)

Oban - Castlebay/Lochboisdale



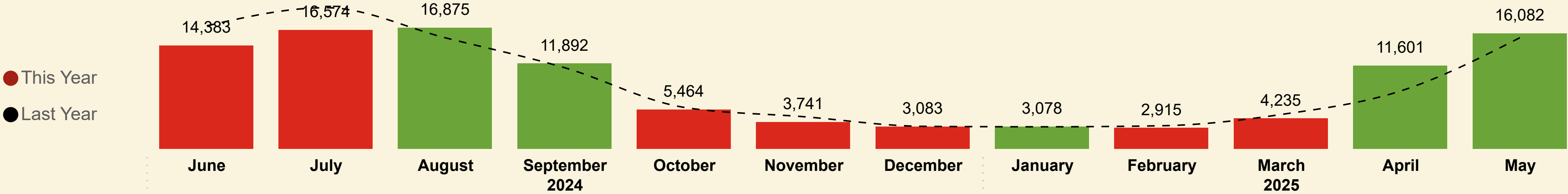
This Month YoY

7,702
LY: 7,090 (+8.63%)

YoY

52,021
LY: 48,761 (+6.7%)

Barra Total



This Month YoY

16,082
LY: 15,508 (+3.7%)

YoY

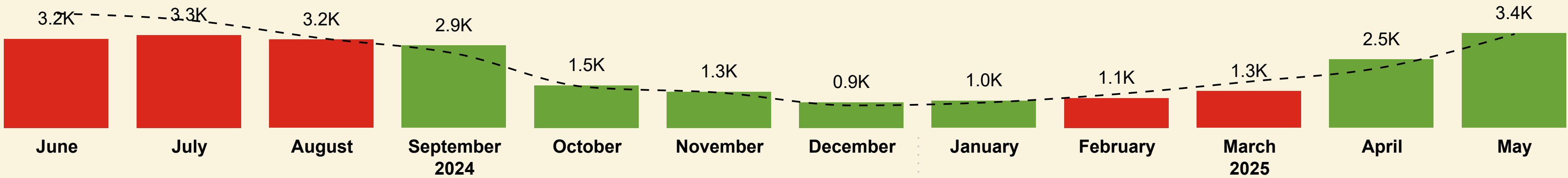
109,923
LY: 111,505 (-1.4%)



Shipped Cars

Ardmhor (Barra) - Eriskay

● This Year
● Last Year



This Month YoY


3,390
LY: 3,362 (+0.83%)

YoY

25,535
LY: 26,625 (-4.1%)

Oban - Castlebay/Lochboisdale

● This Year
● Last Year



This Month YoY

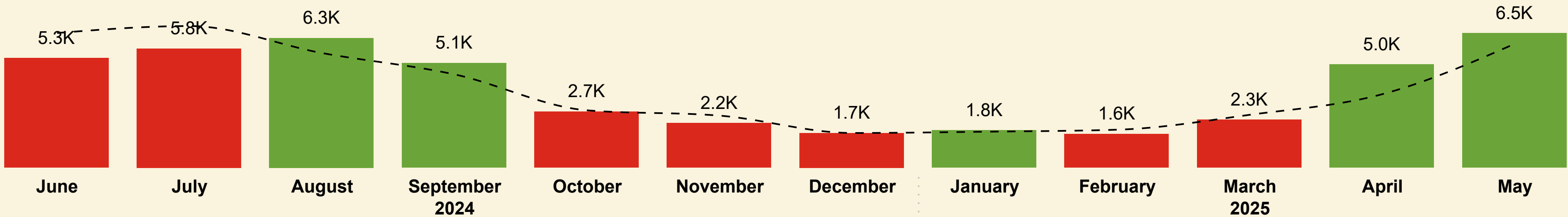
3,118
LY: 2,635 (+18.33%)

YoY

20,663
LY: 19,435 (+6.3%)

Barra Total

● This Year
● Last Year



This Month YoY

6,508
LY: 5,997 (+8.52%)


YoY

46,198
LY: 46,060 (+0.3%)



Shipped Coaches

Ardmhor (Barra) - Eriskay



This Month YoY

2

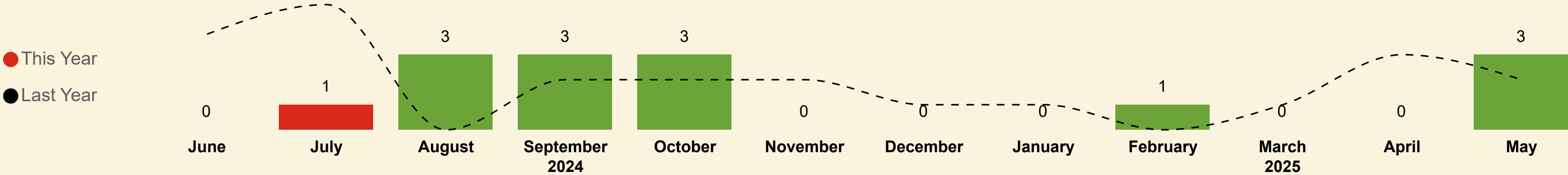
LY: 8 (-75%)

YoY

85

LY: 95 (-10.5%)

Oban - Castlebay/Lochboisdale



This Month YoY

3

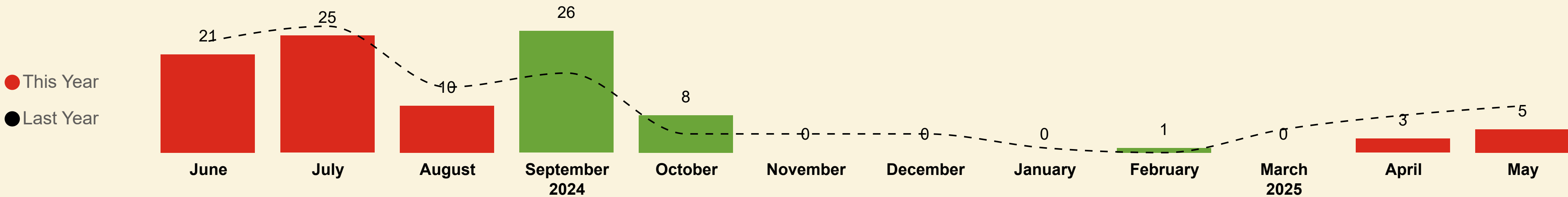
LY: 2 (+50%)

YoY

14

LY: 23 (-38.7%)

Barra Total



This Month YoY

5

LY: 10 (-50%)

YoY

99

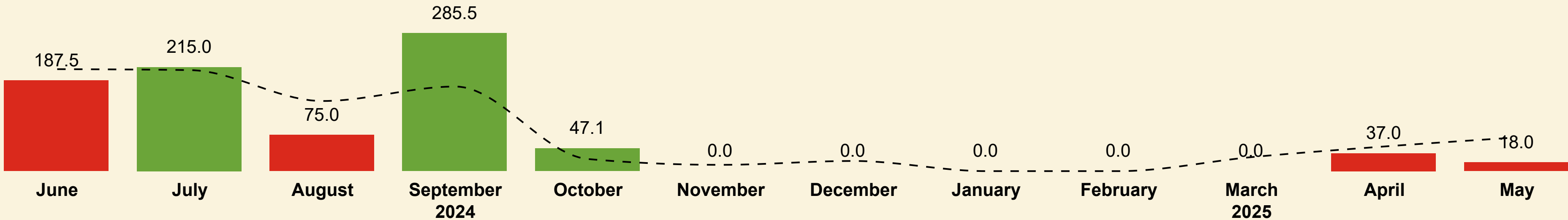
LY: 118 (-16%)



Shipped Coach Metres

Ardmhor (Barra) - Eriskay

● This Year
● Last Year



This Month YoY

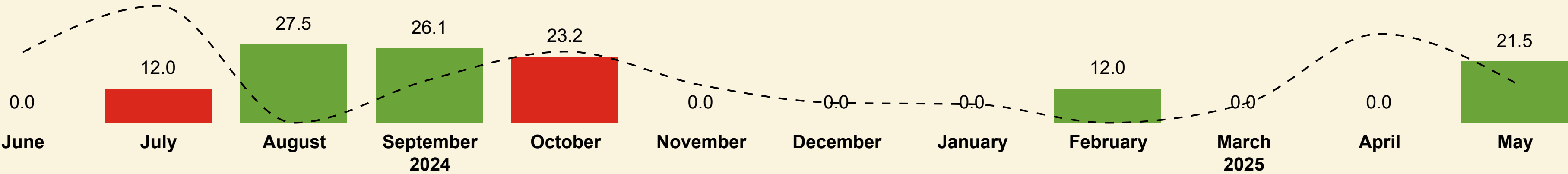
18.0
LY: 69.7 (-74.2%)

YoY

865.1
LY: 948.8 (-8.8%)

Oban - Castlebay/Lochboisdale

● This Year
● Last Year



This Month YoY

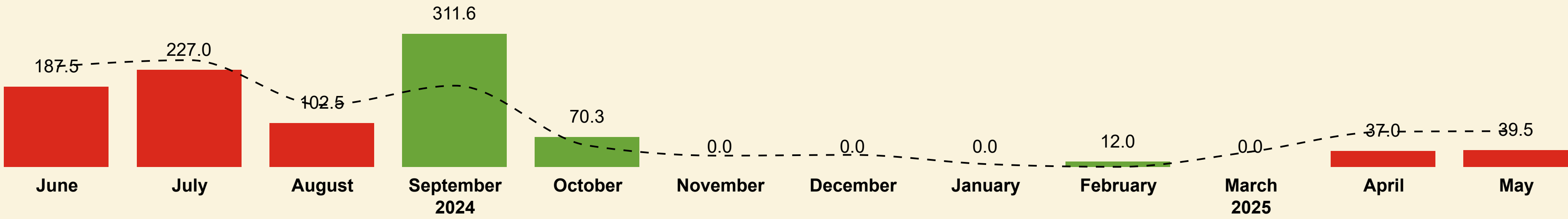
21.5
LY: 14.0 (+53.6%)

YoY

122.3
LY: 184.5 (-33.7%)

Barra Total

● This Year
● Last Year



This Month YoY

39.5
LY: 83.7 (-52.8%)

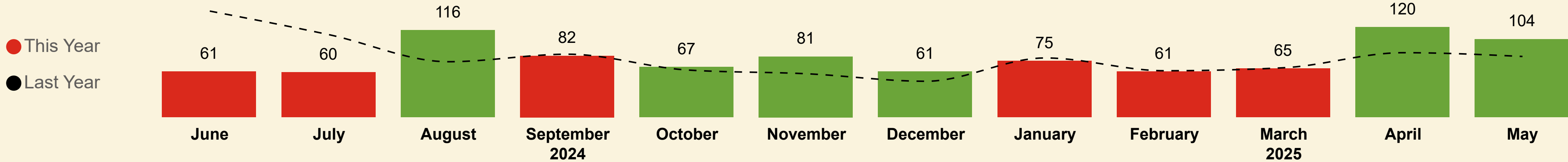
YoY

987.4
LY: 1.1K (-12.9%)



Shipped Commercial Vehicles

Ardmhor (Barra) - Eriskay



This Month YoY

104

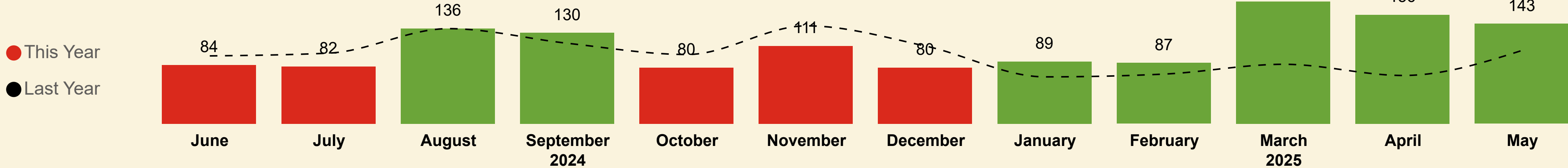
LY: 81 (+28.4%)

YoY

953

LY: 952 (+0.1%)

Oban - Castlebay/Lochboisdale



This Month YoY

143

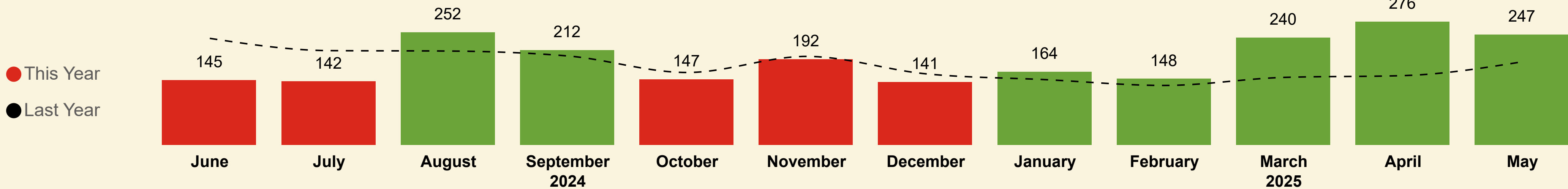
LY: 105 (+36.2%)

YoY

1,353

LY: 1,196 (+13.1%)

Barra Total



This Month YoY

247

LY: 186 (+32.8%)

YoY

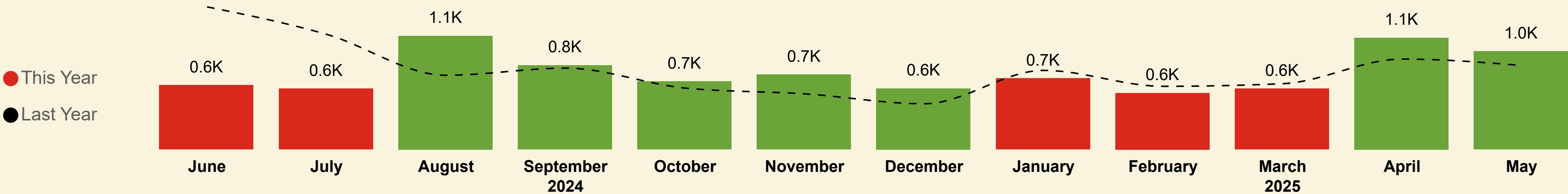
2,306

LY: 2,148 (+7.3%)



Shipped Commercial Vehicle Metres

Ardmhor (Barra) - Eriskay



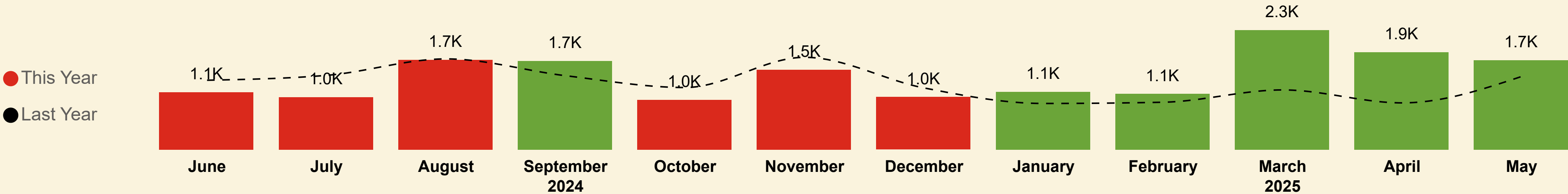
This Month YoY

976.3
LY: 835.0 (+16.9%)

YoY

9.2K
LY: 9.5K (-3.4%)

Oban - Castlebay/Lochboisdale



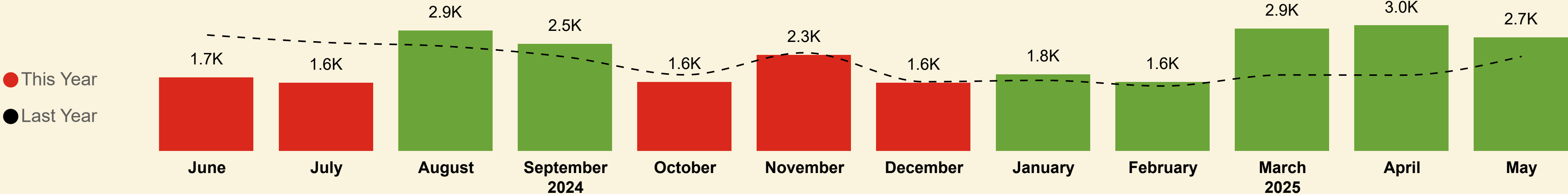
This Month YoY

1.7K
LY: 1.4K (+22.2%)

YoY

17.1K
LY: 15.4K (+11.7%)

Barra Total



This Month YoY

2.7K
LY: 2.2K (+20.2%)

YoY

26.3K
LY: 24.9K (+5.9%)

Barra Total

Contractual Carrying Groups



This Month YoY

16,082

LY: 15,508 (+3.7%)

YoY

109,923

LY: 111,505 (-1.4%)



This Month YoY

6,508

LY: 5,997 (+8.5%)

YoY

46,198

LY: 46,060 (+0.3%)



This Month YoY

39.5

LY: 83.7 (-52.8%)

YoY

987.4

LY: 1.1K (-12.9%)



This Month YoY

2.7K

LY: 2.2K (+20.2%)

YoY

26.3K

LY: 24.9K (+5.9%)

Passengers

Year	Month	Last Year	This Year	Variance %
2024	June	17,132	14,383	-16.0 %
2024	July	19,655	16,574	-15.7 %
2024	August	15,454	16,875	9.2 %
2024	September	11,278	11,892	5.4 %
2024	October	5,760	5,464	-5.1 %
2024	November	4,467	3,741	-16.3 %
2024	December	3,127	3,083	-1.4 %
2025	January	3,062	3,078	0.5 %
2025	February	3,209	2,915	-9.2 %
2025	March	4,784	4,235	-11.5 %
2025	April	8,068	11,601	43.8 %
2025	May	15,508	16,082	3.7 %
Total		111,505	109,923	-1.4 %

Cars

Year	Month	Last Year	This Year	Variance %
2024	June	6,512	5,301	-18.6 %
2024	July	6,849	5,762	-15.9 %
2024	August	5,541	6,270	13.2 %
2024	September	4,508	5,061	12.3 %
2024	October	2,772	2,712	-2.2 %
2024	November	2,515	2,154	-14.4 %
2024	December	1,677	1,676	-0.1 %
2025	January	1,738	1,806	3.9 %
2025	February	1,836	1,631	-11.2 %
2025	March	2,558	2,322	-9.2 %
2025	April	3,557	4,995	40.4 %
2025	May	5,997	6,508	8.5 %
Total		46,060	46,198	0.3 %

Coach Metres

Year	Month	Last Year	This Year	Variance %
2024	June	235.8	187.5	-20.5 %
2024	July	250.0	227.0	-9.2 %
2024	August	145.1	102.5	-29.4 %
2024	September	190.2	311.6	63.8 %
2024	October	50.0	70.3	40.6 %
2024	November	26.2	0.0	-100.0 %
2024	December	28.0	0.0	-100.0 %
2025	January	6.5	0.0	-100.0 %
2025	February	0.0	12.0	0.0 %
2025	March	35.6	0.0	-100.0 %
2025	April	82.2	37.0	-55.0 %
2025	May	83.7	39.5	-52.8 %
Total		1,133.3	987.4	-12.9 %

Commercial Vehicle Metres

Year	Month	Last Year	This Year	Variance %
2024	June	2,753.4	1,743.6	-36.7 %
2024	July	2,574.3	1,616.9	-37.2 %
2024	August	2,484.4	2,859.6	15.1 %
2024	September	2,231.8	2,545.3	14.0 %
2024	October	1,806.2	1,634.8	-9.5 %
2024	November	2,330.5	2,282.3	-2.1 %
2024	December	1,641.7	1,619.8	-1.3 %
2025	January	1,674.4	1,819.8	8.7 %
2025	February	1,540.1	1,634.0	6.1 %
2025	March	1,803.1	2,907.6	61.3 %
2025	April	1,798.2	2,982.9	65.9 %
2025	May	2,243.6	2,697.3	20.2 %
Total		24,881.6	26,344.0	5.9 %

Ardmhor (Barra) - Eriskay

Contractual Carrying Groups



This Month YoY

8,380

LY: 8,418 (-0.5%)

YoY

57,902

LY: 62,744 (-7.7%)



This Month YoY

3,390

LY: 3,362 (+0.8%)

YoY

25,535

LY: 26,625 (-4.1%)



This Month YoY

18.0

LY: 69.7 (-74.2%)

YoY

865.1

LY: 948.8 (-8.8%)



This Month YoY

976.3

LY: 835.0 (+16.9%)

YoY

9.2K

LY: 9.5K (-3.4%)

Passengers

Year	Month	Last Year	This Year	Variance %
2024	June	10,943	8,344	-23.8 %
2024	July	10,994	9,019	-18.0 %
2024	August	8,594	8,424	-2.0 %
2024	September	6,685	6,853	2.5 %
2024	October	2,836	2,795	-1.4 %
2024	November	2,112	2,060	-2.5 %
2024	December	1,331	1,426	7.1 %
2025	January	1,441	1,462	1.5 %
2025	February	1,996	1,731	-13.3 %
2025	March	2,852	2,111	-26.0 %
2025	April	4,541	5,297	16.6 %
2025	May	8,418	8,380	-0.5 %
Total		62,744	57,902	-7.7 %

Cars

Year	Month	Last Year	This Year	Variance %
2024	June	4,092	3,187	-22.1 %
2024	July	3,851	3,324	-13.7 %
2024	August	3,206	3,161	-1.4 %
2024	September	2,665	2,947	10.6 %
2024	October	1,458	1,522	4.4 %
2024	November	1,259	1,295	2.9 %
2024	December	801	909	13.5 %
2025	January	904	968	7.1 %
2025	February	1,209	1,066	-11.8 %
2025	March	1,656	1,314	-20.7 %
2025	April	2,162	2,452	13.4 %
2025	May	3,362	3,390	0.8 %
Total		26,625	25,535	-4.1 %

Coach Metres

Year	Month	Last Year	This Year	Variance %
2024	June	211.0	187.5	-11.1 %
2024	July	209.0	215.0	2.9 %
2024	August	145.1	75.0	-48.3 %
2024	September	175.0	285.5	63.1 %
2024	October	25.0	47.1	88.4 %
2024	November	13.0	0.0	-100.0 %
2024	December	21.0	0.0	-100.0 %
2025	January	0.0	0.0	0.0 %
2025	February	0.0	0.0	0.0 %
2025	March	29.0	0.0	-100.0 %
2025	April	51.0	37.0	-27.5 %
2025	May	69.7	18.0	-74.2 %
Total		948.8	865.1	-8.8 %

Commercial Vehicle Metres

Year	Month	Last Year	This Year	Variance %
2024	June	1,417.4	639.5	-54.9 %
2024	July	1,144.3	604.5	-47.2 %
2024	August	737.7	1,130.2	53.2 %
2024	September	808.5	836.5	3.5 %
2024	October	610.5	676.6	10.8 %
2024	November	553.0	745.0	34.7 %
2024	December	454.5	606.5	33.4 %
2025	January	786.0	707.5	-10.0 %
2025	February	628.0	561.7	-10.6 %
2025	March	654.0	605.0	-7.5 %
2025	April	898.5	1,109.7	23.5 %
2025	May	835.0	976.3	16.9 %
Total		9,527.3	9,199.0	-3.4 %

Oban - Castlebay/Lochboisdale

Contractual Carrying Groups



This Month YoY

7,702

LY: 7,090 (+8.6%)

YoY

52,021

LY: 48,761 (+6.7%)



This Month YoY

3,118

LY: 2,635 (+18.3%)

YoY

20,663

LY: 19,435 (+6.3%)



This Month YoY

21.5

LY: 14.0 (+53.6%)

YoY

122.3

LY: 184.5 (-33.7%)



This Month YoY

1.7K

LY: 1.4K (+22.2%)

YoY

17.1K

LY: 15.4K (+11.7%)

Passengers

Year	Month	Last Year	This Year	Variance %
2024	June	6,189	6,039	-2.4 %
2024	July	8,661	7,555	-12.8 %
2024	August	6,860	8,451	23.2 %
2024	September	4,593	5,039	9.7 %
2024	October	2,924	2,669	-8.7 %
2024	November	2,355	1,681	-28.6 %
2024	December	1,796	1,657	-7.7 %
2025	January	1,621	1,616	-0.3 %
2025	February	1,213	1,184	-2.4 %
2025	March	1,932	2,124	9.9 %
2025	April	3,527	6,304	78.7 %
2025	May	7,090	7,702	8.6 %
Total		48,761	52,021	6.7 %

Cars

Year	Month	Last Year	This Year	Variance %
2024	June	2,420	2,114	-12.6 %
2024	July	2,998	2,438	-18.7 %
2024	August	2,335	3,109	33.1 %
2024	September	1,843	2,114	14.7 %
2024	October	1,314	1,190	-9.4 %
2024	November	1,256	859	-31.6 %
2024	December	876	767	-12.4 %
2025	January	834	838	0.5 %
2025	February	627	565	-9.9 %
2025	March	902	1,008	11.8 %
2025	April	1,395	2,543	82.3 %
2025	May	2,635	3,118	18.3 %
Total		19,435	20,663	6.3 %

Coach Metres

Year	Month	Last Year	This Year	Variance %
2024	June	24.8	0.0	-100.0 %
2024	July	41.0	12.0	-70.7 %
2024	August	0.0	27.5	0.0 %
2024	September	15.2	26.1	71.7 %
2024	October	25.0	23.2	-7.2 %
2024	November	13.2	0.0	-100.0 %
2024	December	7.0	0.0	-100.0 %
2025	January	6.5	0.0	-100.0 %
2025	February	0.0	12.0	0.0 %
2025	March	6.6	0.0	-100.0 %
2025	April	31.2	0.0	-100.0 %
2025	May	14.0	21.5	53.6 %
Total		184.5	122.3	-33.7 %

Commercial Vehicle Metres

Year	Month	Last Year	This Year	Variance %
2024	June	1,336.0	1,104.1	-17.4 %
2024	July	1,430.0	1,012.4	-29.2 %
2024	August	1,746.7	1,729.4	-1.0 %
2024	September	1,423.3	1,708.8	20.1 %
2024	October	1,195.7	958.2	-19.9 %
2024	November	1,777.5	1,537.3	-13.5 %
2024	December	1,187.2	1,013.3	-14.6 %
2025	January	888.4	1,112.3	25.2 %
2025	February	912.1	1,072.3	17.6 %
2025	March	1,149.1	2,302.6	100.4 %
2025	April	899.7	1,873.2	108.2 %
2025	May	1,408.6	1,721.0	22.2 %
Total		15,354.3	17,144.9	11.7 %



Cars



Ardmhor (Barra) - Eriskay				
Year	Month	Last Year	This Year	Var %
2024	June	1,492	1,528	2.4 %
2024	July	1,245	1,592	27.9 %
2024	August	1,290	1,939	50.3 %
2024	September	971	1,389	43.0 %
2024	October	586	822	40.3 %
2024	November	561	672	19.8 %
2024	December	355	360	1.4 %
2025	January	466	616	32.2 %
2025	February	527	700	32.8 %
2025	March	761	866	13.8 %
2025	April	1,158	1,536	32.6 %
2025	May	1,292	1,912	48.0 %
Total		10,704	13,932	30.2 %

Oban - Castlebay/Lochboisdale				
Year	Month	Last Year	This Year	Var %
2024	June	1,107	1,664	50.3 %
2024	July	1,854	2,030	9.5 %
2024	August	1,203	2,179	81.1 %
2024	September	1,088	1,410	29.6 %
2024	October	988	896	-9.3 %
2024	November	972	615	-36.7 %
2024	December	741	627	-15.4 %
2025	January	688	619	-10.0 %
2025	February	519	415	-20.0 %
2025	March	727	732	0.7 %
2025	April	1,223	1,857	51.8 %
2025	May	1,792	2,112	17.9 %
Total		12,902	15,156	17.5 %



LGVs



Ardmhor (Barra) - Eriskay				
Year	Month	Last Year	This Year	Var %
2024	June	166	167	0.6 %
2024	July	126	185	46.8 %
2024	August	145	211	45.5 %
2024	September	103	211	104.9 %
2024	October	105	151	43.8 %
2024	November	165	158	-4.2 %
2024	December	119	99	-16.8 %
2025	January	138	178	29.0 %
2025	February	158	203	28.5 %
2025	March	218	248	13.8 %
2025	April	203	279	37.4 %
2025	May	165	228	38.2 %
Total		1,811	2,318	28.0 %

Oban - Castlebay/Lochboisdale				
Year	Month	Last Year	This Year	Var %
2024	June	140	153	9.3 %
2024	July	163	160	-1.8 %
2024	August	129	144	11.6 %
2024	September	117	183	56.4 %
2024	October	129	126	-2.3 %
2024	November	151	135	-10.6 %
2024	December	86	98	14.0 %
2025	January	79	123	55.7 %
2025	February	88	81	-8.0 %
2025	March	109	141	29.4 %
2025	April	139	233	67.6 %
2025	May	194	200	3.1 %
Total		1,524	1,777	16.6 %



Motorhomes



Ardmhor (Barra) - Eriskay				
Year	Month	Last Year	This Year	Var %
2024	June	358	415	15.9 %
2024	July	210	358	70.5 %
2024	August	234	390	66.7 %
2024	September	256	416	62.5 %
2024	October	49	69	40.8 %
2024	November	13	18	38.5 %
2024	December	3	10	233.3 %
2025	January	13	4	-69.2 %
2025	February	8	11	37.5 %
2025	March	51	38	-25.5 %
2025	April	212	322	51.9 %
2025	May	513	775	51.1 %
Total		1,920	2,826	47.2 %

Oban - Castlebay/Lochboisdale				
Year	Month	Last Year	This Year	Var %
2024	June	244	459	88.1 %
2024	July	307	416	35.5 %
2024	August	236	449	90.3 %
2024	September	281	385	37.0 %
2024	October	64	80	25.0 %
2024	November	26	23	-11.5 %
2024	December	11	7	-36.4 %
2025	January	17	10	-41.2 %
2025	February	15	12	-20.0 %
2025	March	49	52	6.1 %
2025	April	245	418	70.6 %
2025	May	697	791	13.5 %
Total		2,192	3,102	41.5 %



Reliability & Punctuality



Reliability

Route		Ardmhor (Barra) - Eriskay		Oban - Castlebay/Lochboisdale	
Year	Month	Contractual	Actual	Contractual	Actual
2024	June	96.6%	95.3%	100.0%	96.7%
	July	95.8%	95.5%	100.0%	96.8%
	August	98.7%	94.7%	100.0%	96.8%
	September	98.7%	91.9%	100.0%	96.7%
	October	98.3%	81.0%	100.0%	80.4%
	November	100.0%	87.7%	56.4%	43.6%
	December	99.6%	77.1%	100.0%	84.1%
2025	January	98.5%	88.8%	100.0%	81.3%
	February	99.2%	75.8%	85.5%	47.4%
	March	89.8%	82.7%	100.0%	55.7%
	April	100.0%	99.3%	100.0%	98.9%
	May	100.0%	98.1%	96.7%	90.0%
Total		97.9%	89.4%	94.3%	79.5%



Punctuality

Route		Ardmhor (Barra) - Eriskay		Oban - Castlebay/Lochboisdale	
Year	Month	Contractual	Actual	Contractual	Actual
2024	June	99.6%	99.3%	96.6%	84.5%
	July	98.0%	95.6%	93.3%	83.3%
	August	100.0%	100.0%	96.7%	85.0%
	September	100.0%	100.0%	100.0%	93.1%
	October	100.0%	98.8%	100.0%	84.4%
	November	100.0%	98.8%	97.1%	97.1%
	December	99.5%	97.5%	94.6%	70.3%
2025	January	99.6%	98.3%	96.9%	75.4%
	February	100.0%	97.9%	88.9%	55.6%
	March	99.6%	97.4%	100.0%	55.1%
	April	99.7%	98.6%	95.6%	86.8%
	May	100.0%	100.0%	92.6%	86.4%
Total		99.6%	98.6%	96.0%	81.0%



Reliability & Punctuality Summary

Summary of Scheduled, Operated, Cancelled & Diverted Sailings by Route & Leg								
Year	Month	Route	Leg	Operated Sailings	Scheduled Sailings	Additional Sailings	Cancelled Sailings	Diverted Sailings
2025	May	Ardmhor (Barra) - Eriskay		0		0		0
2025	May	Ardmhor (Barra) - Eriskay	Ardmhor-Eriskay	181	154	30	3	0
2025	May	Ardmhor (Barra) - Eriskay	Eriskay-Ardmhor	181	154	30	3	0
2025	May	Oban - Castlebay/Lochboisdale	Castlebay-Oban	29	31	0	2	0
2025	May	Oban - Castlebay/Lochboisdale	Lochboisdale-Oban	11	14	0	3	1
2025	May	Oban - Castlebay/Lochboisdale	Oban-Castlebay	29	30	0	1	0
2025	May	Oban - Castlebay/Lochboisdale	Oban-Lochboisdale	20	15	8	3	2
Total				451	398	68	15	3

Reliability & Punctuality Summary

Summary of Cancellations, Lateness & Relief Events
by Route & Leg

Year	Month	Route	Leg	Cancelled Sailings	Cancelled (Relief)	Cancelled (No Relief)	On Time	Level 1 Late	Level 1 (Relief)	Level 1 (No Relief)	Level 2 Late	Level 2 (Relief)	Level 2 (No Relief)
2025	May	Ardmhor (Barra) - Eriskay	Ardmhor-Eriskay	3	3	0	151	0	0	0	0	0	0
2025	May	Ardmhor (Barra) - Eriskay	Eriskay-Ardmhor	3	3	0	151	0	0	0	0	0	0
2025	May	Oban - Castlebay/Lochboisdale	Castlebay-Oban	2	0	2	24	1	0	1	4	0	4
2025	May	Oban - Castlebay/Lochboisdale	Lochboisdale-Oban	3	3	0	11	0	0	0	0	0	0
2025	May	Oban - Castlebay/Lochboisdale	Oban-Castlebay	1	0	1	25	0	0	0	4	3	1
2025	May	Oban - Castlebay/Lochboisdale	Oban-Lochboisdale	3	3	0	10	0	0	0	2	2	0
Total				15	12	3	372	1	0	1	10	5	5