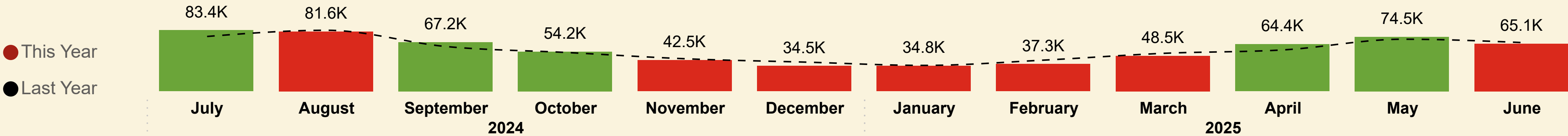


Shipped Passengers

Wemyss Bay - Rothesay



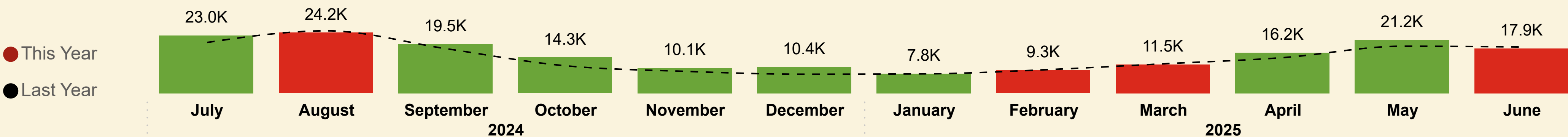
This Month YoY

65,120
LY: 66,591 (-2.21%)

YoY

687,954
LY: 680,979 (+1%)

Colintraive - Rhubodach



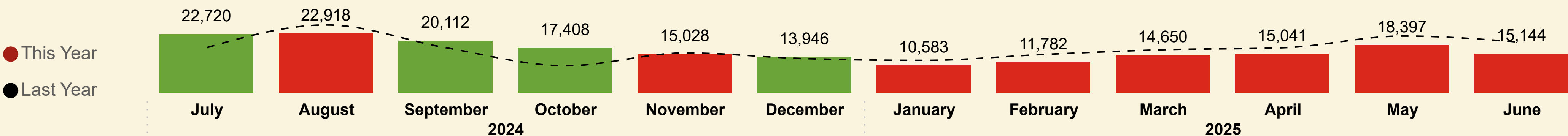
This Month YoY

17,899
LY: 18,449 (-2.98%)

YoY

185,352
LY: 170,429 (+8.8%)

Gourock - Dunoon



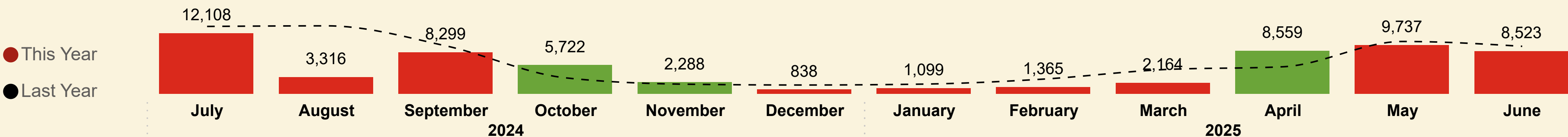
This Month YoY

15,144
LY: 19,507 (-22.37%)

YoY

197,729
LY: 203,184 (-2.7%)

Tarbert LF - Portavadie



This Month YoY

8,523
LY: 9,466 (-9.96%)

YoY

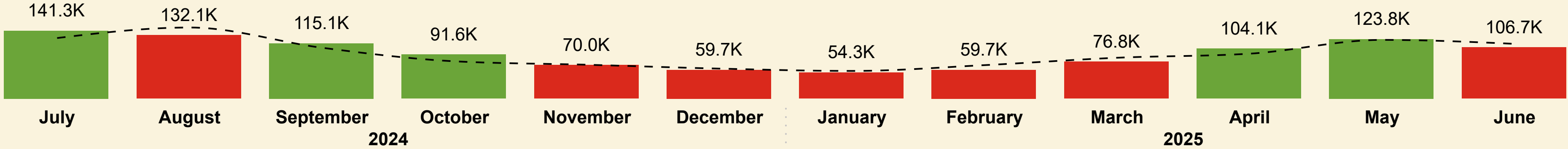
64,018
LY: 78,295 (-18.2%)



Shipped Passengers

Total Cowal

● This Year
● Last Year



This Month YoY

106,686

LY: 114,013 (-6.43%)

YoY

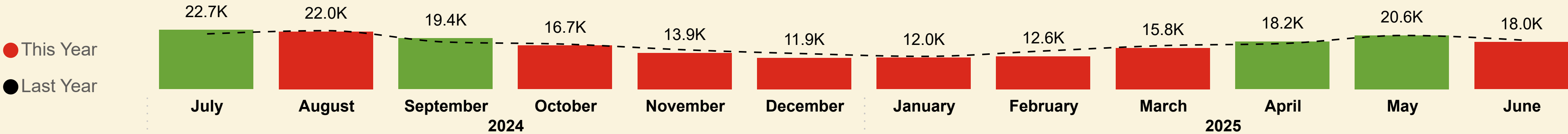
1,135,053

LY: 1,132,886 (+0.2%)



Shipped Cars

Wemyss Bay - Rothesay



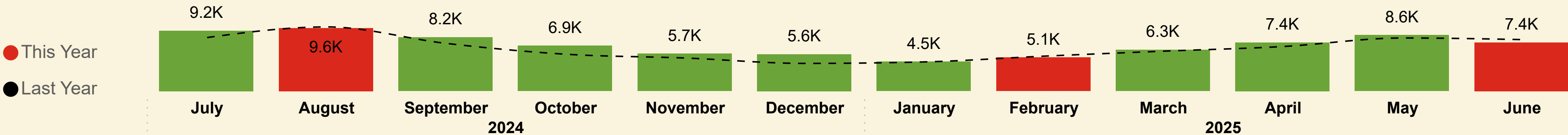
This Month YoY

18,018
LY: 18,755 (-3.93%)

YoY

203,827
LY: 207,962 (-2%)

Colintraive - Rhubodach



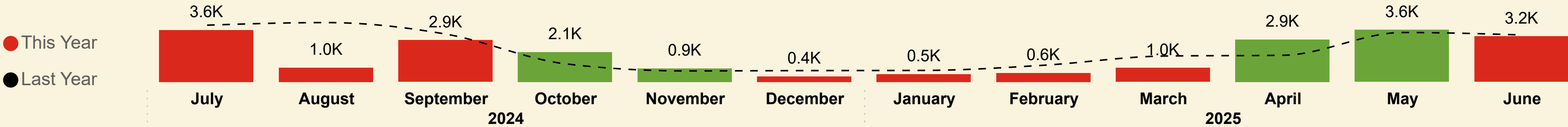
This Month YoY

7,441
LY: 7,869 (-5.44%)

YoY

84,751
LY: 78,909 (+7.4%)

Tarbert LF - Portavadie



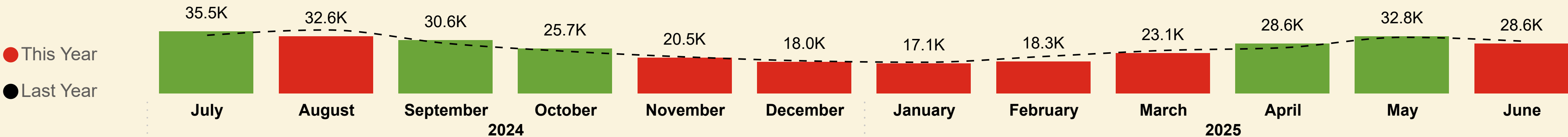
This Month YoY

3,168
LY: 3,262 (-2.88%)

YoY

22,743
LY: 26,488 (-14.1%)

Cowal Total



This Month YoY

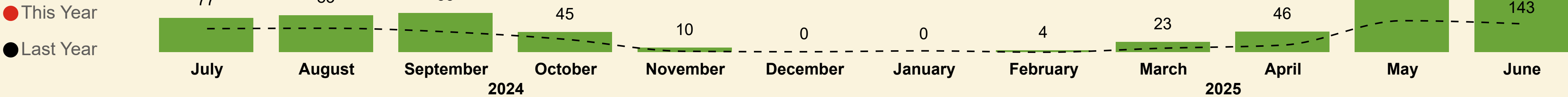
28,627
LY: 29,886 (-4.21%)

YoY

311,321
LY: 313,358 (-0.7%)

Shipped Coaches

Wemyss Bay - Rothesay



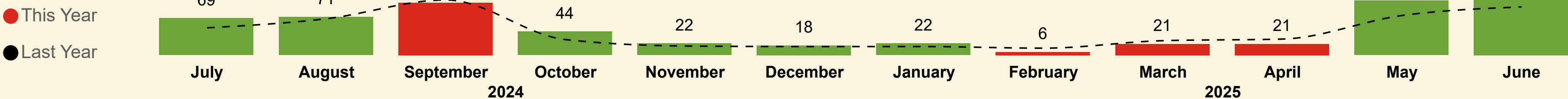
This Month YoY

143
LY: 64 (+123.44%)

YoY

643
LY: 348 (+84.8%)

Colintraive - Rhubodach



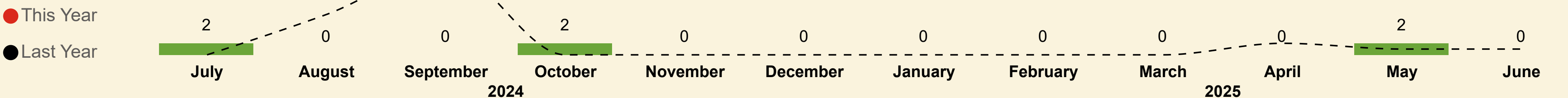
This Month YoY

110
LY: 90 (+22.22%)

YoY

604
LY: 534 (+13.1%)

Tarbert LF - Portavadie



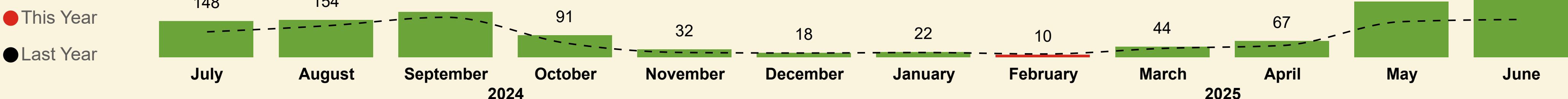
This Month YoY

0
LY: 1 (-100%)

YoY

6
LY: 26 (-76.9%)

Cowal Total



This Month YoY

253
LY: 155 (+63.23%)

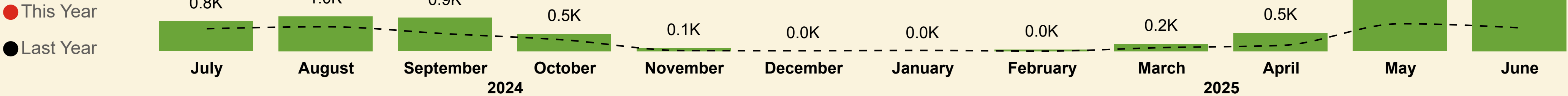
YoY

1253
LY: 908 (+38%)



Shipped Coach Metres

Wemyss Bay - Rothesay



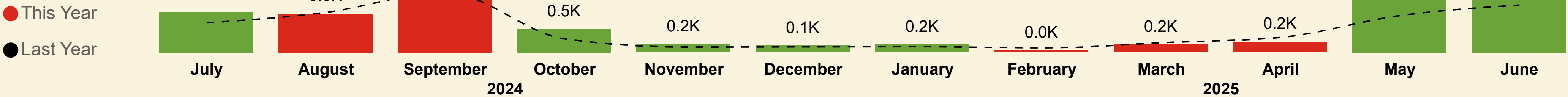
This Month YoY

1.7K
LY: 653.1 (+165.1%)

YoY

7.3K
LY: 3.8K (+89.7%)

Colintraive - Rhubodach



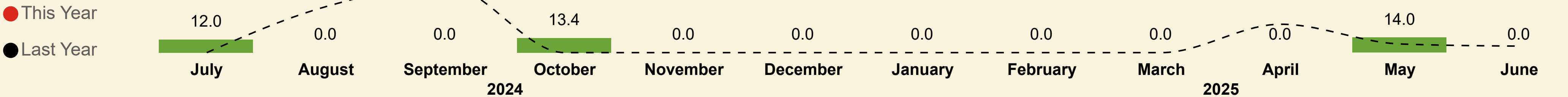
This Month YoY

1.2K
LY: 930.2 (+26%)

YoY

6.2K
LY: 5.4K (+16.3%)

Tarbert LF - Portavadie



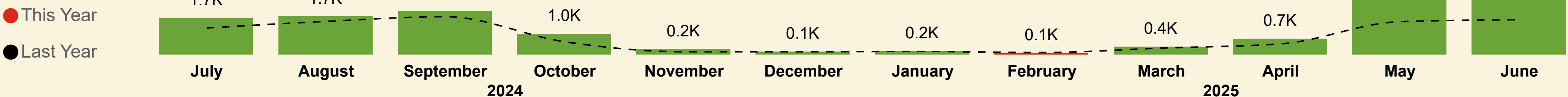
This Month YoY

0.0
LY: 6.0 (-100%)

YoY

39.4
LY: 144.7 (-72.8%)

Cowal Total



This Month YoY

2.9K
LY: 1.6K (+82.7%)

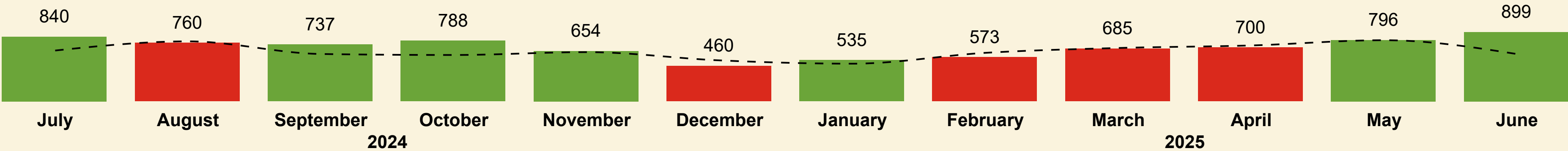
YoY

13.5K
LY: 9.3K (+45%)

Shipped Commercial Vehicles

Wemyss Bay - Rothesay

This Year
Last Year



This Month YoY

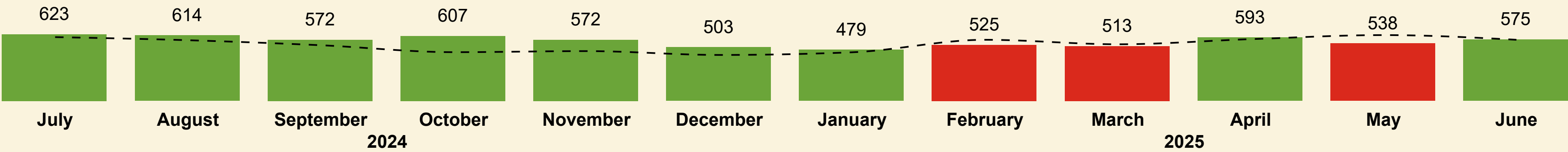
899
LY: 614 (+46.4%)

YoY

8,427
LY: 7,773 (+8.4%)

Colintraive - Rhubodach

This Year
Last Year



This Month YoY

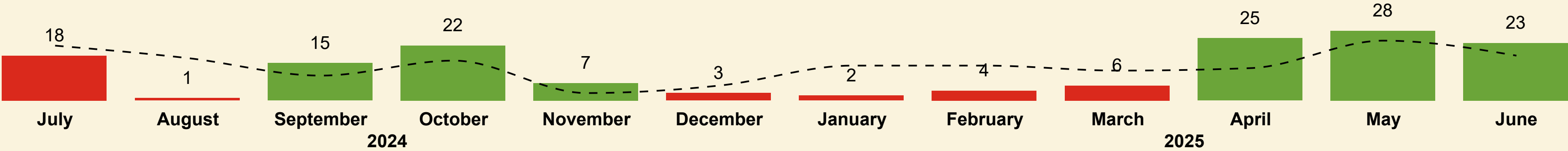
575
LY: 572 (+0.5%)

YoY

6,714
LY: 6,361 (+5.5%)

Tarbert LF - Portavadie

This Year
Last Year



This Month YoY

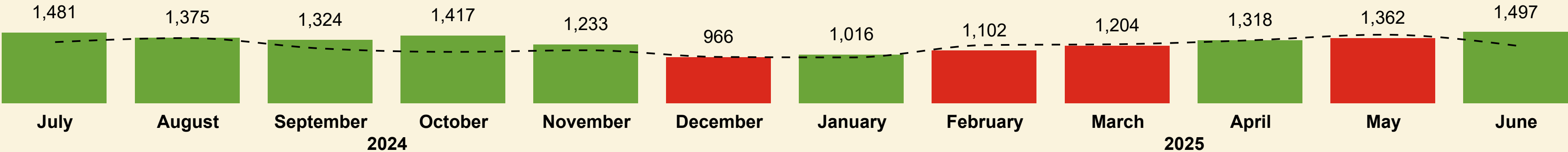
23
LY: 18 (+27.8%)

YoY

154
LY: 169 (-8.9%)

Cowal Total

This Year
Last Year



This Month YoY

1,497
LY: 1,204 (+24.3%)

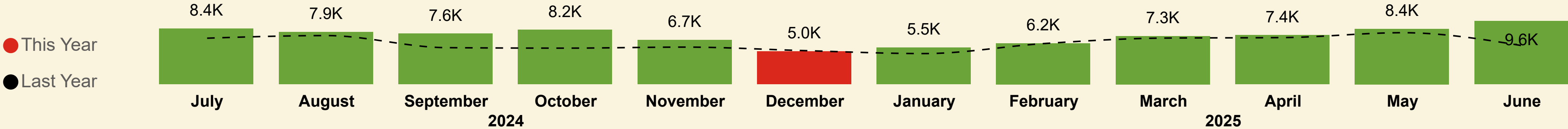
YoY

15,295
LY: 14,303 (+6.9%)



Shipped Commercial Vehicle Metres

Wemyss Bay - Rothesay



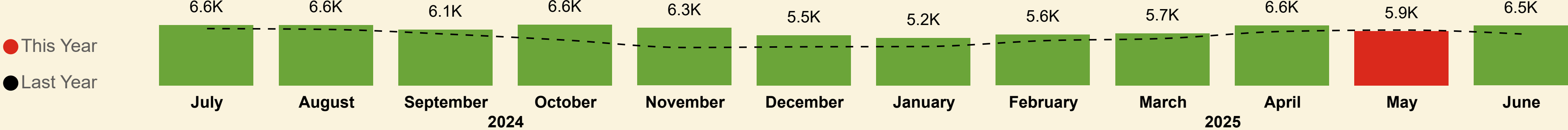
This Month YoY

9.6K
LY: 5.8K (+63.8%)

YoY

88.2K
LY: 74.5K (+18.5%)

Colintraive - Rhubodach



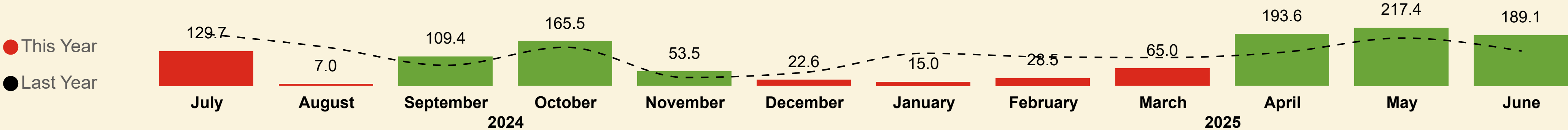
This Month YoY

6.5K
LY: 5.6K (+16.3%)

YoY

73.2K
LY: 63.1K (+16%)

Tarbert LF - Portavadie



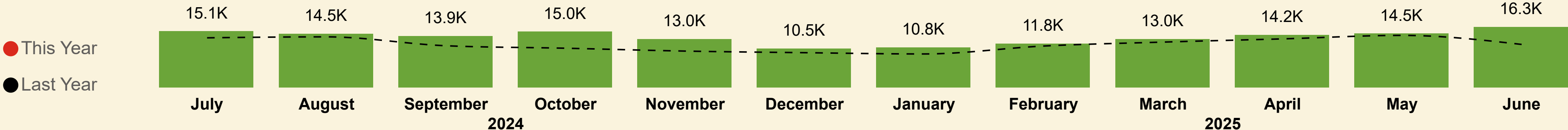
This Month YoY

189.1
LY: 129.8 (+45.7%)

YoY

1.2K
LY: 1.4K (-14.9%)

Cowal Total



This Month YoY

16.3K
LY: 11.6K (+40.6%)

YoY

162.6K
LY: 139.0K (+17%)

Cowal Total

Contractual Carrying Groups



This Month YoY

106,686

LY: 114,013 (-6.4%)

YoY

1,135,053

LY: 1,132,886 (+0.2%)



This Month YoY

28,627

LY: 29,886 (-4.2%)

YoY

311,321

LY: 313,367 (-0.7%)



This Month YoY

2.90K

LY: 1.59K (+82.7%)

YoY

13.54K

LY: 9.34K (+45%)



This Month YoY

16.28K

LY: 11.58K (+40.6%)

YoY

162.62K

LY: 138.96K (+17%)

Passengers

Year	Month	Last Year	This Year	Variance %
2024	July	126,143	141,279	12.0 %
2024	August	148,061	132,051	-10.8 %
2024	September	105,872	115,109	8.7 %
2024	October	77,654	91,593	18.0 %
2024	November	70,492	69,962	-0.8 %
2024	December	62,432	59,686	-4.4 %
2025	January	57,600	54,287	-5.8 %
2025	February	69,697	59,675	-14.4 %
2025	March	85,089	76,789	-9.8 %
2025	April	93,558	104,121	11.3 %
2025	May	122,275	123,815	1.3 %
2025	June	114,013	106,686	-6.4 %
Total		1,132,886	1,135,053	0.2 %

Cars

Year	Month	Last Year	This Year	Variance %
2024	July	33,273	35,532	6.8 %
2024	August	36,302	32,624	-10.1 %
2024	September	28,637	30,569	6.7 %
2024	October	24,103	25,683	6.6 %
2024	November	20,865	20,504	-1.7 %
2024	December	18,596	17,974	-3.3 %
2025	January	17,804	17,092	-4.0 %
2025	February	21,111	18,336	-13.1 %
2025	March	24,570	23,054	-6.2 %
2025	April	26,130	28,569	9.3 %
2025	May	32,090	32,757	2.1 %
2025	June	29,886	28,627	-4.2 %
Total		313,367	311,321	-0.7 %

Coach Metres

Year	Month	Last Year	This Year	Variance %
2024	July	1,208.1	1,651.6	36.7 %
2024	August	1,511.5	1,736.2	14.9 %
2024	September	1,725.7	1,982.7	14.9 %
2024	October	577.6	953.3	65.0 %
2024	November	119.5	243.6	103.8 %
2024	December	120.0	130.4	8.7 %
2025	January	132.5	152.9	15.4 %
2025	February	84.0	68.0	-19.0 %
2025	March	287.7	360.0	25.1 %
2025	April	482.2	724.4	50.2 %
2025	May	1,499.0	2,633.8	75.7 %
2025	June	1,589.3	2,903.5	82.7 %
Total		9,337.0	13,540.2	45.0 %

Commercial Vehicle Metres

Year	Month	Last Year	This Year	Variance %
2024	July	13,365.6	15,144.8	13.3 %
2024	August	13,621.9	14,513.1	6.5 %
2024	September	11,222.8	13,863.3	23.5 %
2024	October	10,558.4	15,036.1	42.4 %
2024	November	9,787.7	13,041.8	33.2 %
2024	December	9,354.1	10,485.3	12.1 %
2025	January	9,011.7	10,760.6	19.4 %
2025	February	11,148.3	11,778.9	5.7 %
2025	March	12,211.2	13,033.3	6.7 %
2025	April	13,078.8	14,162.6	8.3 %
2025	May	14,018.3	14,521.1	3.6 %
2025	June	11,583.3	16,281.2	40.6 %
Total		138,962.1	162,622.1	17.0 %

Wemyss Bay - Rothesay

Contractual Carrying Groups



This Month YoY

65,120

LY: 66,591 (-2.2%)

YoY

687,954

LY: 680,979 (+1%)



This Month YoY

18,018

LY: 18,755 (-3.9%)

YoY

203,827

LY: 207,962 (-2%)



This Month YoY

1.73K

LY: 653.09 (+165.1%)

YoY

7.26K

LY: 3.83K (+89.7%)



This Month YoY

9.56K

LY: 5.83K (+63.8%)

YoY

88.24K

LY: 74.47K (+18.5%)

Passengers

Year	Month	Last Year	This Year	Variance %
2024	July	74,938	83,404	11.3 %
2024	August	83,394	81,635	-2.1 %
2024	September	61,154	67,196	9.9 %
2024	October	53,074	54,169	2.1 %
2024	November	44,443	42,538	-4.3 %
2024	December	39,862	34,507	-13.4 %
2025	January	35,374	34,810	-1.6 %
2025	February	42,587	37,278	-12.5 %
2025	March	51,867	48,465	-6.6 %
2025	April	56,545	64,368	13.8 %
2025	May	71,150	74,464	4.7 %
2025	June	66,591	65,120	-2.2 %
Total		680,979	687,954	1.0 %

Cars

Year	Month	Last Year	This Year	Variance %
2024	July	21,141	22,688	7.3 %
2024	August	22,370	22,008	-1.6 %
2024	September	18,028	19,442	7.8 %
2024	October	17,213	16,689	-3.0 %
2024	November	15,048	13,866	-7.9 %
2024	December	13,579	11,948	-12.0 %
2025	January	12,544	12,044	-4.0 %
2025	February	14,614	12,584	-13.9 %
2025	March	16,665	15,761	-5.4 %
2025	April	17,465	18,198	4.2 %
2025	May	20,540	20,581	0.2 %
2025	June	18,755	18,018	-3.9 %
Total		207,962	203,827	-2.0 %

Coach Metres

Year	Month	Last Year	This Year	Variance %
2024	July	627.0	840.1	34.0 %
2024	August	681.9	974.9	43.0 %
2024	September	487.6	936.1	92.0 %
2024	October	312.1	482.6	54.6 %
2024	November	13.5	87.3	546.3 %
2024	December	10.0	0.0	-100.0 %
2025	January	19.5	0.0	-100.0 %
2025	February	0.0	26.0	0.0 %
2025	March	98.1	207.0	111.0 %
2025	April	160.0	516.1	222.6 %
2025	May	766.7	1,461.4	90.6 %
2025	June	653.1	1,731.5	165.1 %
Total		3,829.6	7,263.0	89.7 %

Commercial Vehicle Metres

Year	Month	Last Year	This Year	Variance %
2024	July	6,963.7	8,418.8	20.9 %
2024	August	7,355.8	7,900.0	7.4 %
2024	September	5,534.1	7,647.3	38.2 %
2024	October	5,462.7	8,227.6	50.6 %
2024	November	5,615.6	6,698.3	19.3 %
2024	December	5,085.2	4,983.8	-2.0 %
2025	January	4,638.6	5,548.0	19.6 %
2025	February	6,152.9	6,196.9	0.7 %
2025	March	6,978.5	7,281.5	4.3 %
2025	April	7,054.0	7,414.4	5.1 %
2025	May	7,791.2	8,364.5	7.4 %
2025	June	5,834.0	9,555.3	63.8 %
Total		74,466.2	88,236.5	18.5 %

Colintraive - Rhubodach

Contractual Carrying Groups



This Month YoY

17,899

LY: 18,449 (-3%)

YoY

185,352

LY: 170,429 (+8.8%)



This Month YoY

7,441

LY: 7,869 (-5.4%)

YoY

84,751

LY: 78,909 (+7.4%)



This Month YoY

1.17K

LY: 930.19 (+26%)

YoY

6.24K

LY: 5.36K (+16.3%)



This Month YoY

6.54K

LY: 5.62K (+16.3%)

YoY

73.19K

LY: 63.09K (+16%)

Passengers

Year	Month	Last Year	This Year	Variance %
2024	July	20,257	23,047	13.8 %
2024	August	24,899	24,182	-2.9 %
2024	September	17,767	19,502	9.8 %
2024	October	10,943	14,294	30.6 %
2024	November	8,731	10,108	15.8 %
2024	December	7,591	10,395	36.9 %
2025	January	7,727	7,795	0.9 %
2025	February	9,349	9,250	-1.1 %
2025	March	11,752	11,510	-2.1 %
2025	April	14,209	16,153	13.7 %
2025	May	18,755	21,217	13.1 %
2025	June	18,449	17,899	-3.0 %
Total		170,429	185,352	8.8 %

Cars

Year	Month	Last Year	This Year	Variance %
2024	July	8,188	9,237	12.8 %
2024	August	9,808	9,626	-1.9 %
2024	September	7,291	8,223	12.8 %
2024	October	5,637	6,923	22.8 %
2024	November	5,054	5,711	13.0 %
2024	December	4,232	5,647	33.4 %
2025	January	4,460	4,509	1.1 %
2025	February	5,339	5,132	-3.9 %
2025	March	6,101	6,316	3.5 %
2025	April	6,814	7,426	9.0 %
2025	May	8,116	8,560	5.5 %
2025	June	7,869	7,441	-5.4 %
Total		78,909	84,751	7.4 %

Coach Metres

Year	Month	Last Year	This Year	Variance %
2024	July	581.0	799.5	37.6 %
2024	August	787.1	761.3	-3.3 %
2024	September	1,176.1	1,046.6	-11.0 %
2024	October	265.5	457.3	72.2 %
2024	November	106.0	156.4	47.5 %
2024	December	110.0	130.4	18.5 %
2025	January	113.0	152.9	35.3 %
2025	February	84.0	42.0	-50.0 %
2025	March	189.6	153.0	-19.3 %
2025	April	296.0	208.3	-29.6 %
2025	May	724.2	1,158.3	59.9 %
2025	June	930.2	1,172.0	26.0 %
Total		5,362.7	6,237.9	16.3 %

Commercial Vehicle Metres

Year	Month	Last Year	This Year	Variance %
2024	July	6,208.9	6,596.2	6.2 %
2024	August	6,122.1	6,606.1	7.9 %
2024	September	5,612.4	6,106.6	8.8 %
2024	October	4,951.7	6,643.0	34.2 %
2024	November	4,141.1	6,290.1	51.9 %
2024	December	4,218.9	5,479.0	29.9 %
2025	January	4,251.6	5,197.6	22.3 %
2025	February	4,887.4	5,553.5	13.6 %
2025	March	5,127.2	5,686.8	10.9 %
2025	April	5,899.7	6,554.6	11.1 %
2025	May	6,048.8	5,939.2	-1.8 %
2025	June	5,619.6	6,536.8	16.3 %
Total		63,089.4	73,189.3	16.0 %

Gourock - Dunoon

Contractual Carrying Groups



This Month YoY

15,144

LY: 19,507 (-22.4%)

YoY

197,729

LY: 203,184 (-2.7%)

Passengers				
Year	Month	Last Year	This Year	Variance %
2024	July	17,515	22,720	29.7 %
2024	August	26,217	22,918	-12.6 %
2024	September	17,410	20,112	15.5 %
2024	October	10,470	17,408	66.3 %
2024	November	15,415	15,028	-2.5 %
2024	December	13,237	13,946	5.4 %
2025	January	12,571	10,583	-15.8 %
2025	February	14,834	11,782	-20.6 %
2025	March	16,651	14,650	-12.0 %
2025	April	17,419	15,041	-13.7 %
2025	May	21,938	18,397	-16.1 %
2025	June	19,507	15,144	-22.4 %
Total		203,183	197,729	-2.7 %

Tarbert LF - Portavadie

Contractual Carrying Groups



This Month YoY

8,523

LY: 9,466 (-10%)

YoY

64,018

LY: 78,295 (-18.2%)



This Month YoY

3,168

LY: 3,262 (-2.9%)

YoY

22,743

LY: 26,488 (-14.1%)



This Month YoY

0.00

LY: 6.00 (-100%)

YoY

39.40

LY: 144.70 (-72.8%)



This Month YoY

189.10

LY: 129.80 (+45.7%)

YoY

1.20K

LY: 1.41K (-14.9%)

Passengers

Year	Month	Last Year	This Year	Variance %
2024	July	13,434	12,108	-9.9 %
2024	August	13,551	3,316	-75.5 %
2024	September	9,541	8,299	-13.0 %
2024	October	3,167	5,722	80.7 %
2024	November	1,903	2,288	20.2 %
2024	December	1,742	838	-51.9 %
2025	January	1,928	1,099	-43.0 %
2025	February	2,927	1,365	-53.4 %
2025	March	4,819	2,164	-55.1 %
2025	April	5,385	8,559	58.9 %
2025	May	10,432	9,737	-6.7 %
2025	June	9,466	8,523	-10.0 %
Total		78,295	64,018	-18.2 %

Cars

Year	Month	Last Year	This Year	Variance %
2024	July	3,945	3,607	-8.6 %
2024	August	4,124	990	-76.0 %
2024	September	3,318	2,904	-12.5 %
2024	October	1,253	2,071	65.3 %
2024	November	763	927	21.5 %
2024	December	785	379	-51.7 %
2025	January	798	539	-32.5 %
2025	February	1,158	620	-46.5 %
2025	March	1,797	977	-45.6 %
2025	April	1,851	2,945	59.1 %
2025	May	3,434	3,616	5.3 %
2025	June	3,262	3,168	-2.9 %
Total		26,488	22,743	-14.1 %

Coach Metres

Year	Month	Last Year	This Year	Variance %
2024	July	0.0	12.0	0.0 %
2024	August	42.5	0.0	-100.0 %
2024	September	62.0	0.0	-100.0 %
2024	October	0.0	13.4	0.0 %
2024	November	0.0	0.0	0.0 %
2024	December	0.0	0.0	0.0 %
2025	January	0.0	0.0	0.0 %
2025	February	0.0	0.0	0.0 %
2025	March	0.0	0.0	0.0 %
2025	April	26.2	0.0	-100.0 %
2025	May	8.0	14.0	75.0 %
2025	June	6.0	0.0	-100.0 %
Total		144.7	39.4	-72.8 %

Commercial Vehicle Metres

Year	Month	Last Year	This Year	Variance %
2024	July	193.0	129.7	-32.8 %
2024	August	144.0	7.0	-95.1 %
2024	September	76.3	109.4	43.4 %
2024	October	144.0	165.5	14.9 %
2024	November	31.0	53.5	72.6 %
2024	December	50.0	22.6	-54.8 %
2025	January	121.5	15.0	-87.7 %
2025	February	108.0	28.5	-73.6 %
2025	March	105.5	65.0	-38.4 %
2025	April	125.1	193.6	54.8 %
2025	May	178.3	217.4	21.9 %
2025	June	129.8	189.1	45.7 %
Total		1,406.5	1,196.3	-14.9 %



Cars



Wemyss Bay - Rothesay

Year	Month	Last Year	This Year	Var %
2024	July	16,704	19,301	15.5 %
2024	August	18,314	18,416	0.6 %
2024	September	15,339	16,400	6.9 %
2024	October	13,967	14,140	1.2 %
2024	November	12,044	11,688	-3.0 %
2024	December	11,294	9,870	-12.6 %
2025	January	10,035	9,882	-1.5 %
2025	February	11,667	10,186	-12.7 %
2025	March	14,179	12,895	-9.1 %
2025	April	14,595	15,456	5.9 %
2025	May	17,183	17,101	-0.5 %
2025	June	15,779	14,767	-6.4 %
Total		171,100	170,102	-0.6 %


Colintraive - Rhubodach

Year	Month	Last Year	This Year	Var %
2024	July	7,282	7,742	6.3 %
2024	August	7,747	8,225	6.2 %
2024	September	5,686	6,855	20.6 %
2024	October	4,248	5,763	35.7 %
2024	November	3,876	4,770	23.1 %
2024	December	3,422	4,834	41.3 %
2025	January	3,615	3,842	6.3 %
2025	February	4,270	4,359	2.1 %
2025	March	4,983	5,400	8.4 %
2025	April	5,478	6,383	16.5 %
2025	May	6,661	7,340	10.2 %
2025	June	6,493	6,491	-0.0 %
Total		63,761	72,004	12.9 %

Tarbert LF - Portavadie

Year	Month	Last Year	This Year	Var %
2024	July	2,610	2,978	14.1 %
2024	August	2,984	833	-72.1 %
2024	September	2,328	2,390	2.7 %
2024	October	922	1,735	88.2 %
2024	November	469	720	53.5 %
2024	December	481	302	-37.2 %
2025	January	495	433	-12.5 %
2025	February	746	522	-30.0 %
2025	March	1,379	801	-41.9 %
2025	April	1,447	2,339	61.6 %
2025	May	2,746	2,657	-3.2 %
2025	June	2,776	2,481	-10.6 %
Total		19,383	18,191	-6.1 %

LGVs



Wemyss Bay - Rothesay

Year	Month	Last Year	This Year	Var %
2024	July	1,424	1,851	30.0 %
2024	August	1,737	1,785	2.8 %
2024	September	1,538	1,766	14.8 %
2024	October	1,547	1,531	-1.0 %
2024	November	1,741	1,654	-5.0 %
2024	December	1,173	1,071	-8.7 %
2025	January	1,737	1,410	-18.8 %
2025	February	2,009	1,482	-26.2 %
2025	March	1,719	1,687	-1.9 %
2025	April	1,816	1,750	-3.6 %
2025	May	1,834	1,910	4.1 %
2025	June	1,611	1,919	19.1 %
Total		19,886	19,816	-0.4 %


Colintraive - Rhubodach

Year	Month	Last Year	This Year	Var %
2024	July	382	676	77.0 %
2024	August	397	730	83.9 %
2024	September	393	702	78.6 %
2024	October	370	707	91.1 %
2024	November	342	650	90.1 %
2024	December	361	490	35.7 %
2025	January	380	449	18.2 %
2025	February	587	569	-3.1 %
2025	March	566	673	18.9 %
2025	April	506	640	26.5 %
2025	May	625	702	12.3 %
2025	June	653	567	-13.2 %
Total		5,562	7,555	35.8 %

Tarbert LF - Portavadie

Year	Month	Last Year	This Year	Var %
2024	July	104	203	95.2 %
2024	August	182	32	-82.4 %
2024	September	155	207	33.5 %
2024	October	66	154	133.3 %
2024	November	84	94	11.9 %
2024	December	70	54	-22.9 %
2025	January	126	80	-36.5 %
2025	February	138	70	-49.3 %
2025	March	178	99	-44.4 %
2025	April	119	156	31.1 %
2025	May	227	210	-7.5 %
2025	June	190	187	-1.6 %
Total		1,639	1,546	-5.7 %

Motorhomes



Wemyss Bay - Rothesay				
Year	Month	Last Year	This Year	Var %
2024	July	361	435	20.5 %
2024	August	356	375	5.3 %
2024	September	289	394	36.3 %
2024	October	176	151	-14.2 %
2024	November	81	134	65.4 %
2024	December	38	70	84.2 %
2025	January	55	42	-23.6 %
2025	February	96	62	-35.4 %
2025	March	173	138	-20.2 %
2025	April	238	285	19.7 %
2025	May	404	482	19.3 %
2025	June	378	342	-9.5 %
Total		2,645	2,910	10.0 %

Colintraive - Rhubodach				
Year	Month	Last Year	This Year	Var %
2024	July	196	252	28.6 %
2024	August	208	200	-3.8 %
2024	September	176	258	46.6 %
2024	October	62	107	72.6 %
2024	November	28	48	71.4 %
2024	December	14	30	114.3 %
2025	January	22	27	22.7 %
2025	February	32	44	37.5 %
2025	March	77	69	-10.4 %
2025	April	140	177	26.4 %
2025	May	265	293	10.6 %
2025	June	228	178	-21.9 %
Total		1,448	1,683	16.2 %

Tarbert LF - Portavadie				
Year	Month	Last Year	This Year	Var %
2024	July	102	144	41.2 %
2024	August	128	38	-70.3 %
2024	September	128	197	53.9 %
2024	October	29	87	200.0 %
2024	November	7	20	185.7 %
2024	December	10	1	-90.0 %
2025	January	8	9	12.5 %
2025	February	11	13	18.2 %
2025	March	47	31	-34.0 %
2025	April	74	160	116.2 %
2025	May	213	272	27.7 %
2025	June	139	186	33.8 %
Total		896	1,158	29.2 %

Reliability & Punctuality



Reliability

Route	Colintraive - Rhubodach		Gourock - Dunoon		Tarbert LF - Portavadie		Wemyss Bay - Rothesay	
Month	Contractual	Actual	Contractual	Actual	Contractual	Actual	Contractual	Actual
Jul-24	100.0%	100.0%	90.2%	90.1%	95.7%	94.5%	100.0%	100.0%
Aug-24	100.0%	99.8%	98.7%	94.0%	47.4%	47.4%	99.5%	93.5%
Sep-24	100.0%	100.0%	98.5%	94.5%	94.5%	93.2%	98.2%	97.2%
Oct-24	100.0%	96.4%	88.1%	81.8%	96.8%	90.1%	100.0%	92.4%
Nov-24	99.8%	97.6%	99.1%	88.2%	100.0%	65.0%	100.0%	94.9%
Dec-24	100.0%	93.1%	98.6%	82.9%	100.0%	33.8%	91.8%	74.8%
Jan-25	99.9%	92.9%	99.8%	71.9%	100.0%	41.5%	99.8%	93.7%
Feb-25	100.0%	96.3%	99.5%	82.8%	100.0%	41.9%	100.0%	89.8%
Mar-25	100.0%	99.4%	93.2%	85.1%	100.0%	49.8%	99.8%	96.0%
Apr-25	100.0%	99.5%	59.6%	55.4%	100.0%	98.2%	99.8%	98.7%
May-25	100.0%	100.0%	59.7%	57.9%	95.3%	94.7%	100.0%	100.0%
Jun-25	100.0%	99.8%	60.6%	56.8%	100.0%	99.7%	99.3%	99.3%
Total	100.0%	97.9%	86.4%	78.0%	93.0%	75.1%	99.0%	94.3%

Punctuality

Route	Colintraive - Rhubodach		Gourock - Dunoon		Tarbert LF - Portavadie		Wemyss Bay - Rothesay	
Month	Contractual	Actual	Contractual	Actual	Contractual	Actual	Contractual	Actual
Jul-24	100.0%	100.0%	100.0%	99.6%	99.8%	99.2%	99.7%	96.2%
Aug-24	100.0%	99.9%	100.0%	99.8%	96.3%	96.3%	99.9%	89.9%
Sep-24	100.0%	100.0%	100.0%	99.8%	99.5%	99.3%	99.7%	97.6%
Oct-24	100.0%	100.0%	99.8%	99.0%	100.0%	97.3%	100.0%	97.1%
Nov-24	100.0%	100.0%	100.0%	100.0%	100.0%	99.3%	100.0%	96.3%
Dec-24	100.0%	100.0%	100.0%	99.8%	99.3%	99.3%	99.5%	94.2%
Jan-25	100.0%	100.0%	99.9%	99.9%	100.0%	100.0%	100.0%	99.2%
Feb-25	100.0%	100.0%	100.0%	99.8%	100.0%	99.4%	100.0%	98.5%
Mar-25	100.0%	100.0%	100.0%	99.9%	100.0%	100.0%	99.9%	98.2%
Apr-25	100.0%	100.0%	100.0%	100.0%	100.0%	100.0%	100.0%	98.6%
May-25	100.0%	100.0%	99.8%	99.8%	98.6%	98.0%	99.8%	96.4%
Jun-25	100.0%	100.0%	100.0%	100.0%	100.0%	100.0%	99.8%	98.8%
Total	100.0%	100.0%	100.0%	99.8%	99.5%	99.0%	99.9%	96.8%

Reliability & Punctuality Summary

Summary of Scheduled, Operated, Cancelled & Diverted Sailings by Route and Leg

Month	Route	Leg	Operated Sailings	Scheduled Sailings	Additional Sailings	Cancelled Sailings	Diverted Sailings
Jun-25	Colintraive - Rhubodach	Colintraive-Rhubodach	930	930	2	2	0
Jun-25	Colintraive - Rhubodach	Rhubodach-Colintraive	930	930	2	2	0
Jun-25	Gourock - Dunoon	Dunoon-Gourock (Dunoon)	434	764	0	330	0
Jun-25	Gourock - Dunoon	Gourock (Dunoon)-Dunoon	434	763	0	329	0
Jun-25	Tarbert LF - Portavadie	Portavadie-Tarbert (Loch Fyne)	328	329	0	1	0
Jun-25	Tarbert LF - Portavadie	Tarbert (Loch Fyne)-Portavadie	329	330	0	1	0
Jun-25	Wemyss Bay - Rothesay	Rothesay-Wemyss Bay	406	409	0	3	0
Jun-25	Wemyss Bay - Rothesay	Wemyss Bay-Rothesay	406	409	0	3	0
Total			4,197	4,864	4	671	0

Summary of Cancellations, Lateness & Relief Events by Route and Leg

Month	Route	Leg	Cancelled Sailings	Cancelled (Relief)	Cancelled (No Relief)	On Time	Level 1 Late	Level 1 (Relief)	Level 1 (No Relief)	Level 2 Late	Level 2 (Relief)	Level 2 (No Relief)
Jun-25	Colintraive - Rhubodach	Colintraive-Rhubodach	2	2	0	928	0	0	0	0	0	0
Jun-25	Colintraive - Rhubodach	Rhubodach-Colintraive	2	2	0	928	0	0	0	0	0	0
Jun-25	Gourock - Dunoon	Dunoon-Gourock (Dunoon)	330	29	301	434	0	0	0	0	0	0
Jun-25	Gourock - Dunoon	Gourock (Dunoon)-Dunoon	329	28	301	434	0	0	0	0	0	0
Jun-25	Tarbert LF - Portavadie	Portavadie-Tarbert (Loch Fyne)	1	1	0	328	0	0	0	0	0	0
Jun-25	Tarbert LF - Portavadie	Tarbert (Loch Fyne)-Portavadie	1	1	0	329	0	0	0	0	0	0
Jun-25	Wemyss Bay - Rothesay	Rothesay-Wemyss Bay	3	0	3	400	6	5	1	0	0	0
Jun-25	Wemyss Bay - Rothesay	Wemyss Bay-Rothesay	3	0	3	402	3	2	1	1	1	0
Total			671	63	608	4,183	9	7	2	1	1	0