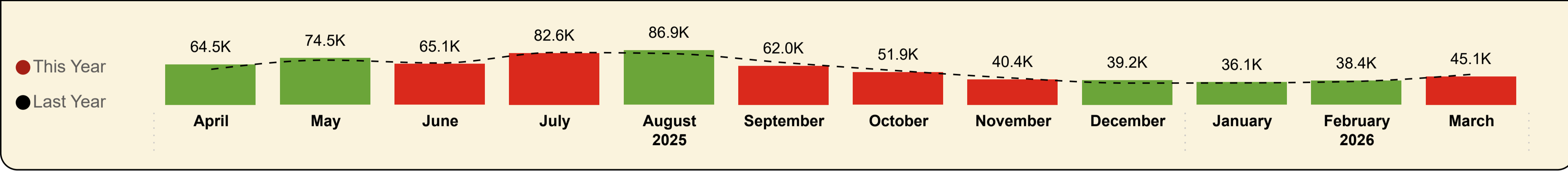




Shipped Passengers

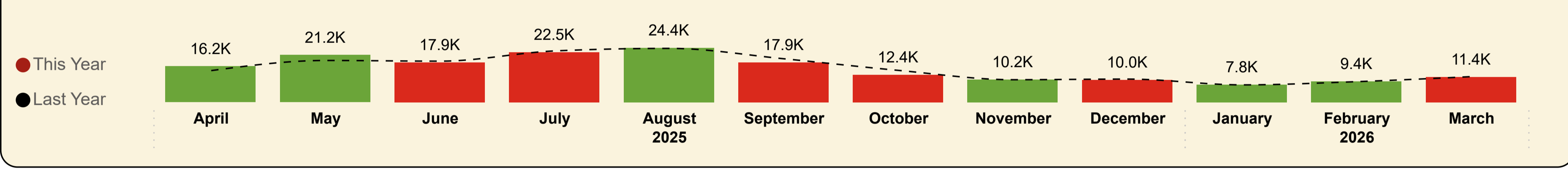
Wemyss Bay - Rothesay



This Month YoY  
**45,071**  
LY: 48,465 (-7%)

YoY  
**686,611**  
LY: 678,288 (+1.2%)

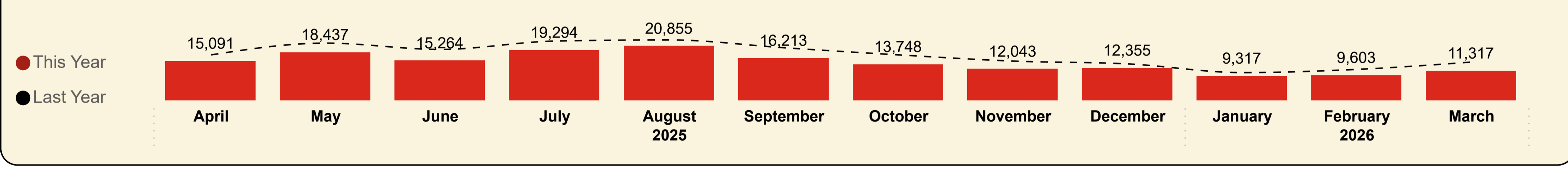
Colintraive - Rhubodach



This Month YoY  
**11,391**  
LY: 11,510 (-1.03%)

YoY  
**181,315**  
LY: 181,496 (-0.1%)

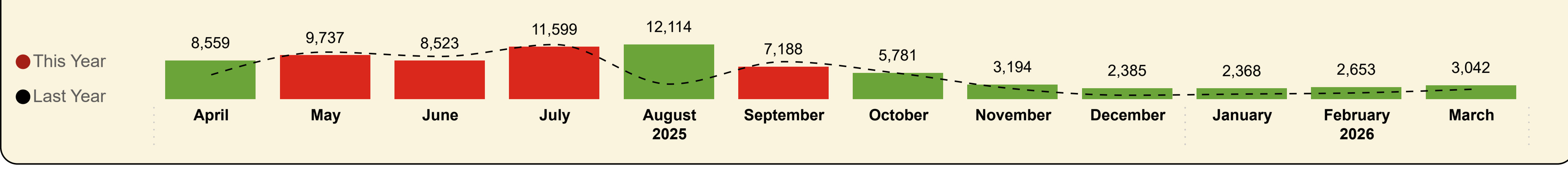
Gourock - Dunoon



This Month YoY  
**11,317**  
LY: 14,650 (-22.75%)

YoY  
**173,537**  
LY: 208,372 (-16.7%)

Tarbert LF - Portavadie

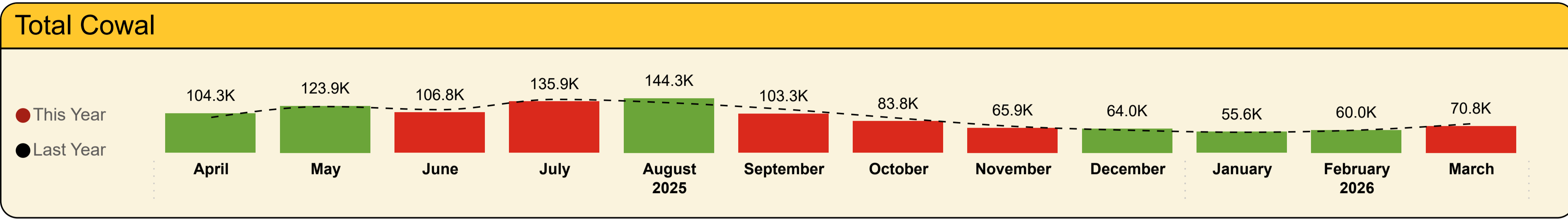


This Month YoY  
**3,042**  
LY: 2,164 (+40.57%)

YoY  
**77,143**  
LY: 62,489 (+23.5%)



Shipped Passengers



**This Month YoY**

**70,821**  
LY: 76,789 (-7.77%)

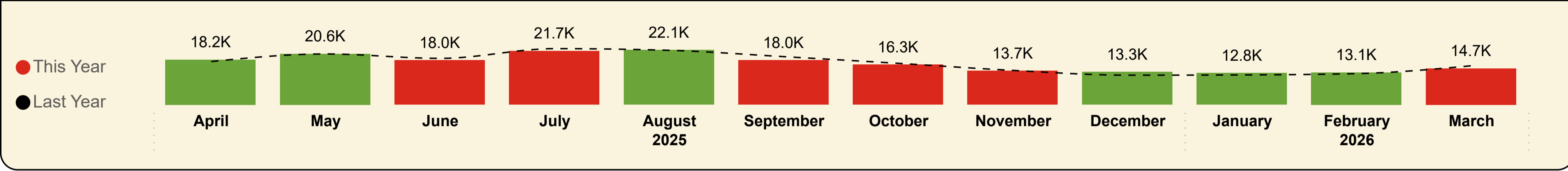
**YoY**

**1,118,606**  
LY: 1,130,645 (-1.1%)



Shipped Cars

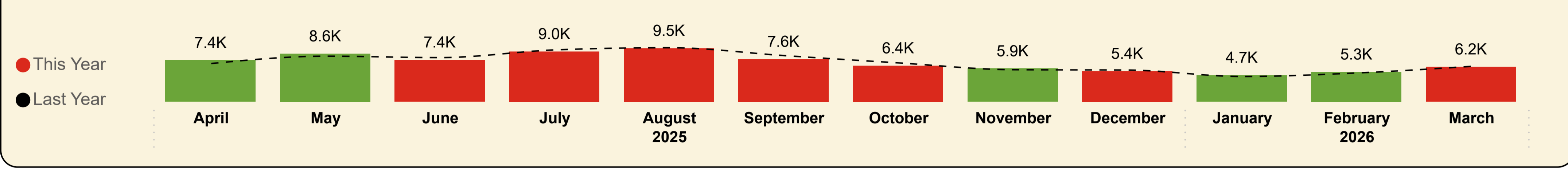
Wemyss Bay - Rothesay



This Month YoY  
**14,688**  
LY: 15,761 (-6.81%)

YoY  
**202,515**  
LY: 203,829 (-0.6%)

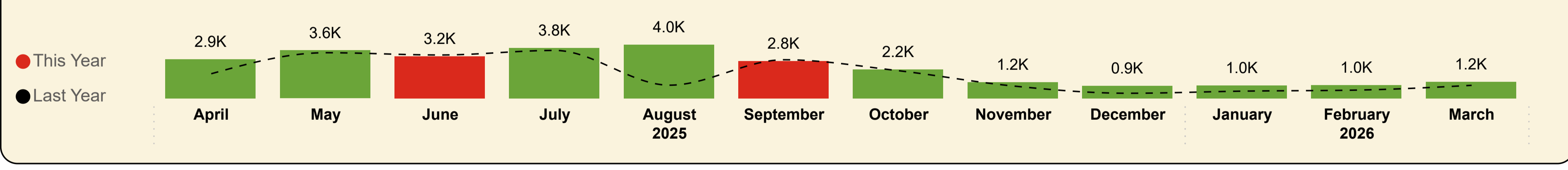
Colintraive - Rhubodach



This Month YoY  
**6,211**  
LY: 6,316 (-1.66%)

YoY  
**83,598**  
LY: 84,124 (-0.6%)

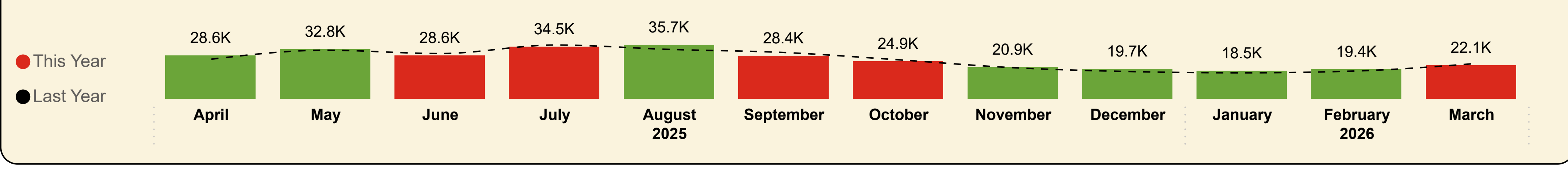
Tarbert LF - Portavadie



This Month YoY  
**1,238**  
LY: 977 (+26.71%)

YoY  
**27,898**  
LY: 21,571 (+29.3%)

Cowal Total



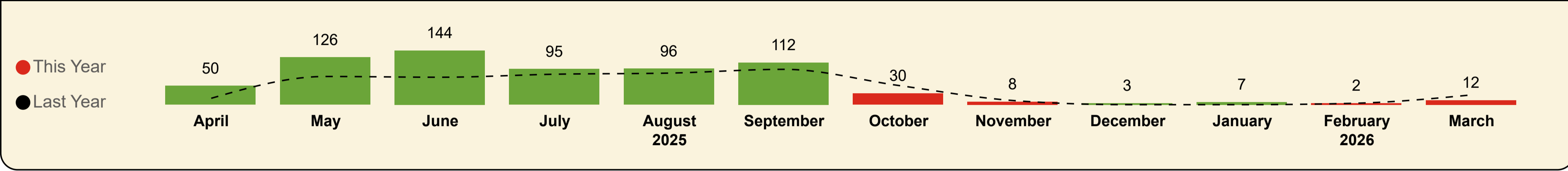
This Month YoY  
**22,137**  
LY: 23,054 (-3.98%)

YoY  
**314,011**  
LY: 309,524 (+1.4%)



Shipped Coaches

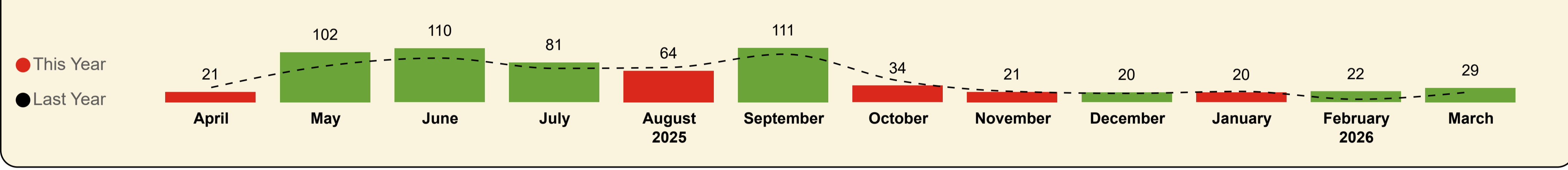
Wemyss Bay - Rothesay



**This Month YoY**  
**12**  
LY: 26 (-53.85%)

**YoY**  
**685**  
LY: 516 (+32.8%)

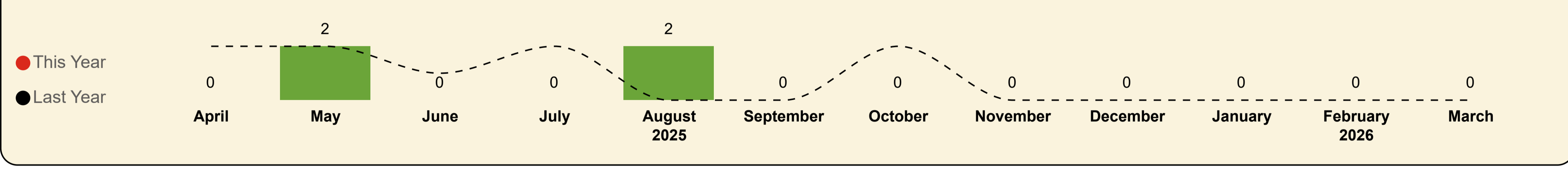
Colintraive - Rhubodach



**This Month YoY**  
**29**  
LY: 21 (+38.1%)

**YoY**  
**635**  
LY: 565 (+12.4%)


Tarbert LF - Portavadie



**This Month YoY**  
**0**  
LY: 0

**YoY**  
**4**  
LY: 9 (-55.6%)

Cowal Total



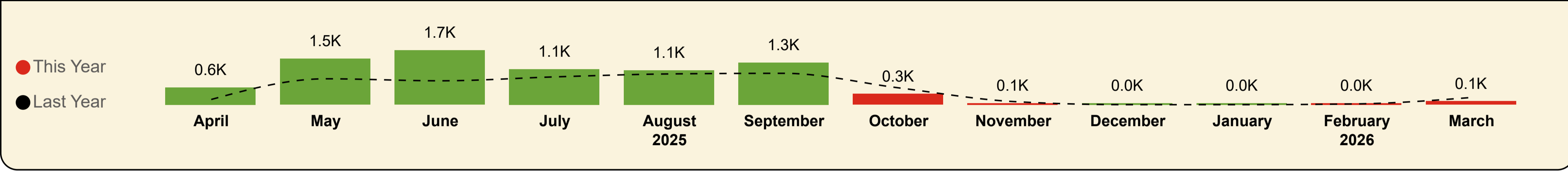
**This Month YoY**  
**41**  
LY: 47 (-12.77%)

**YoY**  
**1324**  
LY: 1,090 (+21.5%)



Shipped Coach Metres

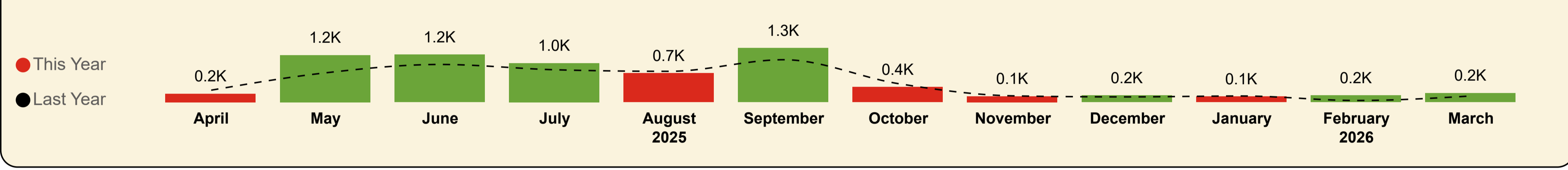
Wemyss Bay - Rothesay



This Month YoY  
**113.0**  
LY: 230.0 (-50.9%)

YoY  
**7.9K**  
LY: 5.5K (+43.6%)

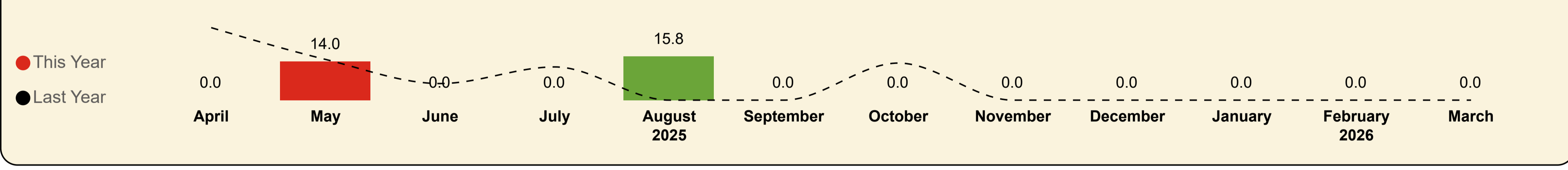
Colintraive - Rhubodach



This Month YoY  
**223.5**  
LY: 153.0 (+46.1%)

YoY  
**6.8K**  
LY: 5.6K (+19.8%)

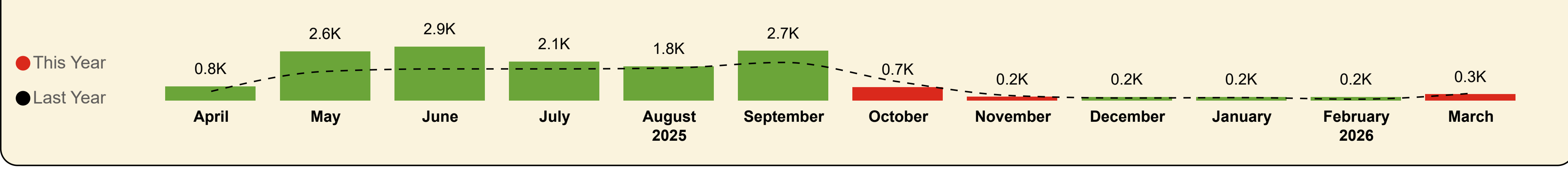
Tarbert LF - Portavadie



This Month YoY  
**0.0**  
LY: 0.0

YoY  
**29.8**  
LY: 72.3 (-58.8%)

Cowal Total

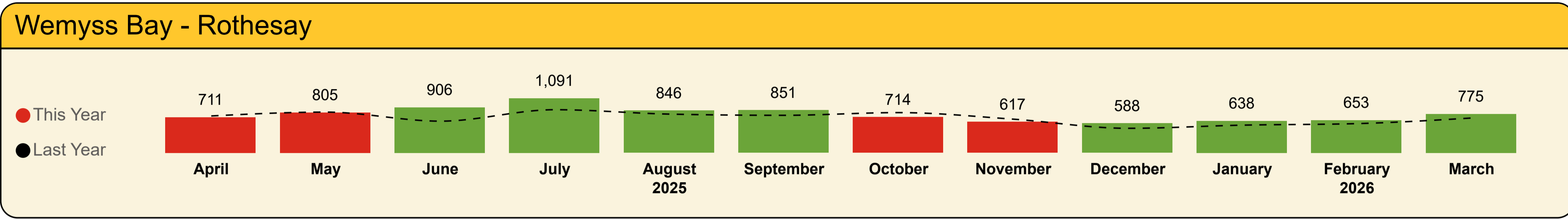


This Month YoY  
**336.5**  
LY: 383.0 (-12.1%)

YoY  
**14.7K**  
LY: 11.2K (+31%)

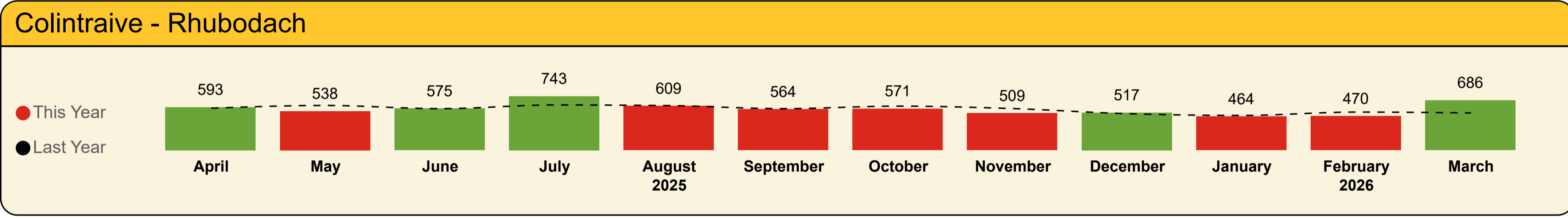


Shipped Commercial Vehicles



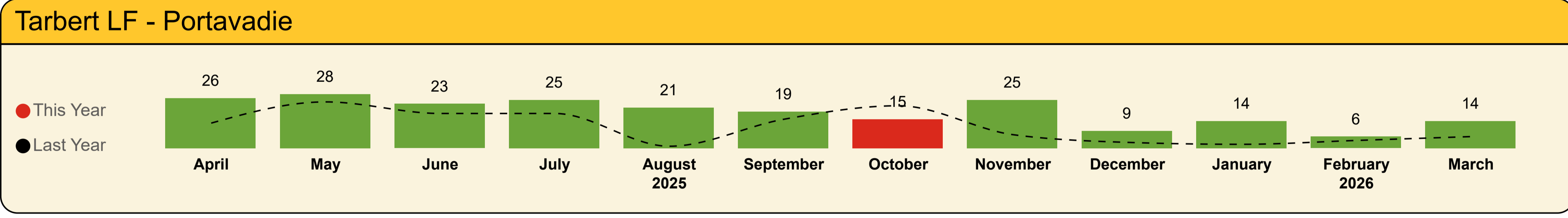
**This Month YoY**  
**775**  
LY: 695 (+11.5%)

**YoY**  
**9,195**  
LY: 8,358 (+10%)



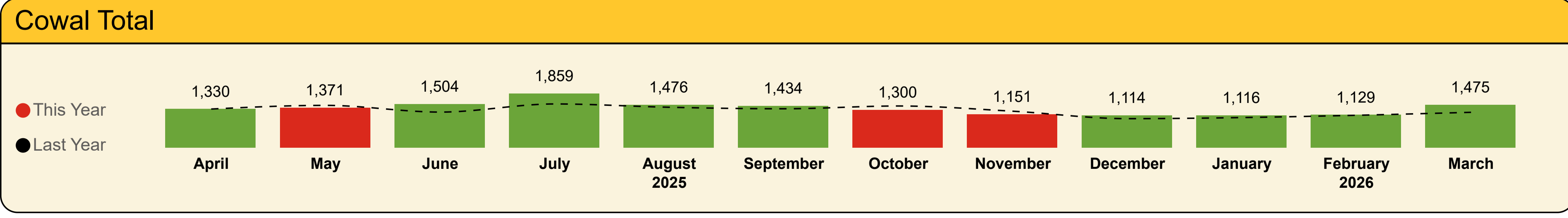
**This Month YoY**  
**686**  
LY: 513 (+33.7%)

**YoY**  
**6,839**  
LY: 6,775 (+0.9%)



**This Month YoY**  
**14**  
LY: 6 (+133.3%)

**YoY**  
**225**  
LY: 133 (+69.2%)

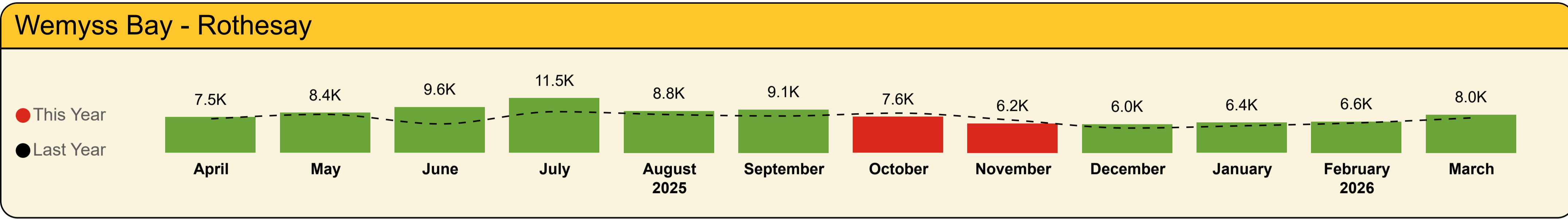


**This Month YoY**  
**1,475**  
LY: 1,214 (+21.5%)

**YoY**  
**16,259**  
LY: 15,266 (+6.5%)

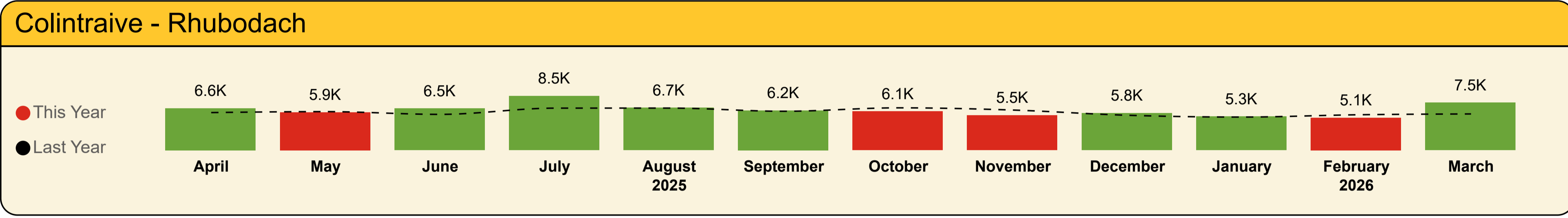


Shipped Commercial Vehicle Metres



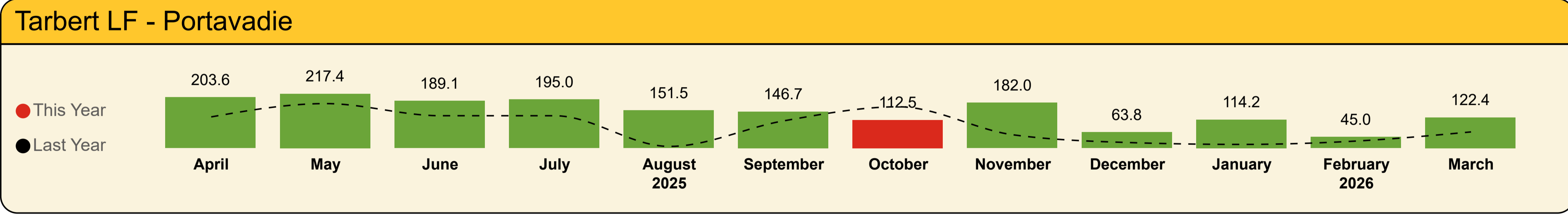
This Month YoY  
**8.0K**  
LY: 7.4K (+9%)

YoY  
**95.7K**  
LY: 85.6K (+11.9%)



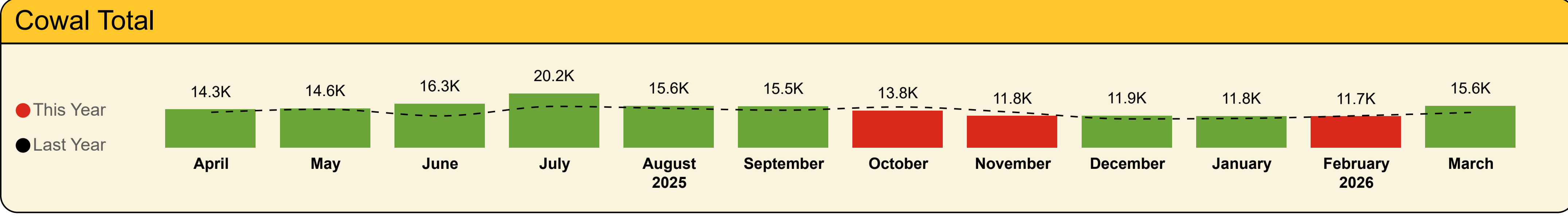
This Month YoY  
**7.5K**  
LY: 5.7K (+31.1%)

YoY  
**75.7K**  
LY: 71.7K (+5.5%)



This Month YoY  
**122.4**  
LY: 65.0 (+88.3%)

YoY  
**1.7K**  
LY: 1.0K (+69.3%)



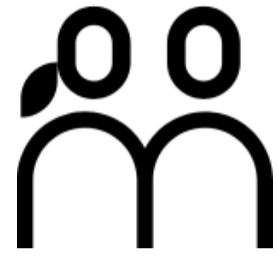
This Month YoY  
**15.6K**  
LY: 13.1K (+19%)

YoY  
**173.2K**  
LY: 158.3K (+9.4%)



Cowal Total

Contractual Carrying Groups



**This Month YoY**  
**70,821**  
LY: 76,789 (-7.8%)

**YoY**  
**1,118,606**  
LY: 1,130,645 (-1.1%)



**This Month YoY**  
**22,137**  
LY: 23,054 (-4%)

**YoY**  
**314,011**  
LY: 309,524 (+1.4%)



**This Month YoY**  
**336.50**  
LY: 383.00 (-12.1%)

**YoY**  
**14.73K**  
LY: 11.24K (+31%)



**This Month YoY**  
**15.60K**  
LY: 13.11K (+19%)

**YoY**  
**173.15K**  
LY: 158.32K (+9.4%)

Passengers

Year	Month	Last Year	This Year	Variance %
2025	April	93,558	104,262	11.4 %
2025	May	122,275	123,855	1.3 %
2025	June	114,016	106,806	-6.3 %
2025	July	141,284	135,916	-3.8 %
2025	August	132,292	144,320	9.1 %
2025	September	115,147	103,326	-10.3 %
2025	October	91,593	83,820	-8.5 %
2025	November	69,962	65,872	-5.8 %
2025	December	59,688	63,985	7.2 %
2026	January	54,310	55,584	2.3 %
2026	February	59,731	60,039	0.5 %
2026	March	76,789	70,821	-7.8 %
<b>Total</b>		<b>1,130,645</b>	<b>1,118,606</b>	<b>-1.1 %</b>

Cars

Year	Month	Last Year	This Year	Variance %
2025	April	26,130	28,589	9.4 %
2025	May	32,090	32,757	2.1 %
2025	June	29,887	28,627	-4.2 %
2025	July	35,532	34,510	-2.9 %
2025	August	32,624	35,686	9.4 %
2025	September	30,569	28,383	-7.2 %
2025	October	25,728	24,855	-3.4 %
2025	November	20,504	20,894	1.9 %
2025	December	17,977	19,671	9.4 %
2026	January	17,093	18,493	8.2 %
2026	February	18,336	19,409	5.9 %
2026	March	23,054	22,137	-4.0 %
<b>Total</b>		<b>309,524</b>	<b>314,011</b>	<b>1.4 %</b>

Coach Metres

Year	Month	Last Year	This Year	Variance %
2025	April	488.7	759.4	55.4 %
2025	May	1,565.6	2,641.2	68.7 %
2025	June	1,698.8	2,910.0	71.3 %
2025	July	1,699.5	2,099.1	23.5 %
2025	August	1,743.6	1,833.2	5.1 %
2025	September	2,048.2	2,676.6	30.7 %
2025	October	1,007.9	718.8	-28.7 %
2025	November	256.3	197.2	-23.1 %
2025	December	130.4	186.6	43.1 %
2026	January	152.9	187.5	22.6 %
2026	February	68.0	181.0	166.2 %
2026	March	383.0	336.5	-12.1 %
<b>Total</b>		<b>11,242.7</b>	<b>14,727.0</b>	<b>31.0 %</b>

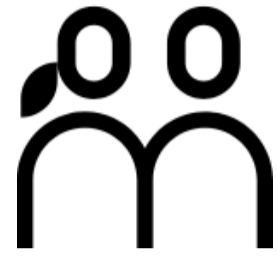
Commercial Vehicle Metres

Year	Month	Last Year	This Year	Variance %
2025	April	13,180.5	14,304.1	8.5 %
2025	May	14,318.8	14,590.0	1.9 %
2025	June	11,830.7	16,349.5	38.2 %
2025	July	15,383.6	20,207.1	31.4 %
2025	August	14,658.4	15,611.3	6.5 %
2025	September	13,967.6	15,487.4	10.9 %
2025	October	15,168.7	13,790.3	-9.1 %
2025	November	13,225.2	11,844.4	-10.4 %
2025	December	10,707.4	11,901.5	11.2 %
2026	January	10,894.9	11,760.6	7.9 %
2026	February	11,877.1	11,710.7	-1.4 %
2026	March	13,110.0	15,596.1	19.0 %
<b>Total</b>		<b>158,322.9</b>	<b>173,153.1</b>	<b>9.4 %</b>



Wemyss Bay - Rothesay

Contractual Carrying Groups



**This Month YoY**  
**45,071**  
LY: 48,465 (-7%)

**YoY**  
**686,611**  
LY: 678,288 (+1.2%)



**This Month YoY**  
**14,688**  
LY: 15,761 (-6.8%)

**YoY**  
**202,515**  
LY: 203,829 (-0.6%)



**This Month YoY**  
**113.00**  
LY: 230.00 (-50.9%)

**YoY**  
**7.93K**  
LY: 5.52K (+43.6%)



**This Month YoY**  
**8.02K**  
LY: 7.36K (+9%)

**YoY**  
**95.74K**  
LY: 85.56K (+11.9%)

Passengers

Year	Month	Last Year	This Year	Variance %
2025	April	56,545	64,459	14.0 %
2025	May	71,150	74,464	4.7 %
2025	June	66,591	65,120	-2.2 %
2025	July	83,404	82,558	-1.0 %
2025	August	81,635	86,934	6.5 %
2025	September	67,196	62,004	-7.7 %
2025	October	54,169	51,927	-4.1 %
2025	November	42,538	40,398	-5.0 %
2025	December	34,507	39,206	13.6 %
2026	January	34,810	36,050	3.6 %
2026	February	37,278	38,420	3.1 %
2026	March	48,465	45,071	-7.0 %
<b>Total</b>		<b>678,288</b>	<b>686,611</b>	<b>1.2 %</b>

Cars

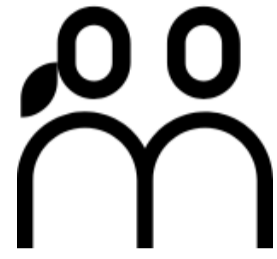
Year	Month	Last Year	This Year	Variance %
2025	April	17,465	18,218	4.3 %
2025	May	20,540	20,581	0.2 %
2025	June	18,755	18,018	-3.9 %
2025	July	22,688	21,746	-4.2 %
2025	August	22,008	22,114	0.5 %
2025	September	19,442	17,991	-7.5 %
2025	October	16,728	16,253	-2.8 %
2025	November	13,866	13,723	-1.0 %
2025	December	11,948	13,291	11.2 %
2026	January	12,044	12,812	6.4 %
2026	February	12,584	13,080	3.9 %
2026	March	15,761	14,688	-6.8 %
<b>Total</b>		<b>203,829</b>	<b>202,515</b>	<b>-0.6 %</b>

Coach Metres

Year	Month	Last Year	This Year	Variance %
2025	April	166.5	551.1	231.0 %
2025	May	826.7	1,468.8	77.7 %
2025	June	762.6	1,738.0	127.9 %
2025	July	888.0	1,136.1	27.9 %
2025	August	982.3	1,101.0	12.1 %
2025	September	1,001.6	1,342.9	34.1 %
2025	October	537.2	345.0	-35.8 %
2025	November	100.0	50.8	-49.2 %
2025	December	0.0	19.2	0.0 %
2026	January	0.0	47.5	0.0 %
2026	February	26.0	13.0	-50.0 %
2026	March	230.0	113.0	-50.9 %
<b>Total</b>		<b>5,520.8</b>	<b>7,926.4</b>	<b>43.6 %</b>

Commercial Vehicle Metres

Year	Month	Last Year	This Year	Variance %
2025	April	7,155.7	7,529.4	5.2 %
2025	May	8,091.7	8,433.4	4.2 %
2025	June	6,081.4	9,623.6	58.2 %
2025	July	8,657.6	11,510.2	32.9 %
2025	August	8,045.3	8,791.9	9.3 %
2025	September	7,751.6	9,105.8	17.5 %
2025	October	8,360.2	7,600.7	-9.1 %
2025	November	6,874.6	6,188.7	-10.0 %
2025	December	5,205.9	6,019.4	15.6 %
2026	January	5,682.3	6,357.8	11.9 %
2026	February	6,295.1	6,563.2	4.3 %
2026	March	7,358.2	8,018.5	9.0 %
<b>Total</b>		<b>85,559.6</b>	<b>95,742.6</b>	<b>11.9 %</b>



**This Month YoY**  
**11,391**  
LY: 11,510 (-1%)

**YoY**  
**181,315**  
LY: 181,496 (-0.1%)



**This Month YoY**  
**6,211**  
LY: 6,316 (-1.7%)

**YoY**  
**83,598**  
LY: 84,124 (-0.6%)



**This Month YoY**  
**223.50**  
LY: 153.00 (+46.1%)

**YoY**  
**6.77K**  
LY: 5.65K (+19.8%)



**This Month YoY**  
**7.46K**  
LY: 5.69K (+31.1%)

**YoY**  
**75.67K**  
LY: 71.73K (+5.5%)

Passengers

Year	Month	Last Year	This Year	Variance %
2025	April	14,209	16,153	13.7 %
2025	May	18,755	21,217	13.1 %
2025	June	18,449	17,899	-3.0 %
2025	July	23,047	22,465	-2.5 %
2025	August	24,182	24,417	1.0 %
2025	September	19,502	17,921	-8.1 %
2025	October	14,294	12,364	-13.5 %
2025	November	10,108	10,237	1.3 %
2025	December	10,395	10,039	-3.4 %
2026	January	7,795	7,849	0.7 %
2026	February	9,250	9,363	1.2 %
2026	March	11,510	11,391	-1.0 %
<b>Total</b>		<b>181,496</b>	<b>181,315</b>	<b>-0.1 %</b>

Cars


Year	Month	Last Year	This Year	Variance %
2025	April	6,814	7,426	9.0 %
2025	May	8,116	8,560	5.5 %
2025	June	7,869	7,441	-5.4 %
2025	July	9,237	8,966	-2.9 %
2025	August	9,626	9,525	-1.0 %
2025	September	8,223	7,594	-7.6 %
2025	October	6,923	6,431	-7.1 %
2025	November	5,711	5,947	4.1 %
2025	December	5,648	5,446	-3.6 %
2026	January	4,509	4,721	4.7 %
2026	February	5,132	5,330	3.9 %
2026	March	6,316	6,211	-1.7 %
<b>Total</b>		<b>84,124</b>	<b>83,598</b>	<b>-0.6 %</b>

Coach Metres

Year	Month	Last Year	This Year	Variance %
2025	April	296.0	208.3	-29.6 %
2025	May	724.2	1,158.3	59.9 %
2025	June	930.2	1,172.0	26.0 %
2025	July	799.5	963.0	20.5 %
2025	August	761.3	716.4	-5.9 %
2025	September	1,046.6	1,333.7	27.4 %
2025	October	457.3	373.8	-18.3 %
2025	November	156.4	146.4	-6.4 %
2025	December	130.4	167.4	28.4 %
2026	January	152.9	140.0	-8.4 %
2026	February	42.0	168.0	300.0 %
2026	March	153.0	223.5	46.1 %
<b>Total</b>		<b>5,649.6</b>	<b>6,770.8</b>	<b>19.8 %</b>

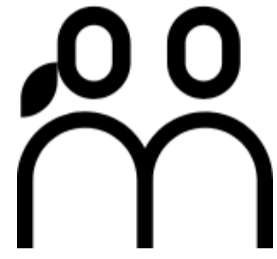
Commercial Vehicle Metres

Year	Month	Last Year	This Year	Variance %
2025	April	5,899.7	6,571.1	11.4 %
2025	May	6,048.8	5,939.2	-1.8 %
2025	June	5,619.6	6,536.8	16.3 %
2025	July	6,596.3	8,501.9	28.9 %
2025	August	6,606.1	6,667.9	0.9 %
2025	September	6,106.6	6,235.0	2.1 %
2025	October	6,643.0	6,077.2	-8.5 %
2025	November	6,297.1	5,473.7	-13.1 %
2025	December	5,479.0	5,818.3	6.2 %
2026	January	5,197.6	5,288.6	1.8 %
2026	February	5,553.5	5,102.5	-8.1 %
2026	March	5,686.8	7,455.3	31.1 %
<b>Total</b>		<b>71,733.9</b>	<b>75,667.3</b>	<b>5.5 %</b>



<b>This Month YoY</b> <span style="font-size: 24pt; color: red;">11,317</span> LY: 14,650 (-22.8%)	<b>YoY</b> <span style="font-size: 24pt; color: red;">173,537</span> LY: 208,372 (-16.7%)
--	---

Passengers				
Year	Month	Last Year	This Year	Variance %
2025	April	17,419	15,091	-13.4 %
2025	May	21,938	18,437	-16.0 %
2025	June	19,507	15,264	-21.8 %
2025	July	22,725	19,294	-15.1 %
2025	August	23,159	20,855	-9.9 %
2025	September	20,150	16,213	-19.5 %
2025	October	17,408	13,748	-21.0 %
2025	November	15,028	12,043	-19.9 %
2025	December	13,946	12,355	-11.4 %
2026	January	10,604	9,317	-12.1 %
2026	February	11,838	9,603	-18.9 %
2026	March	14,650	11,317	-22.8 %
<b>Total</b>		<b>208,372</b>	<b>173,537</b>	<b>-16.7 %</b>



<b>This Month YoY</b>	<b>YoY</b>
<b>3,042</b>	<b>77,143</b>
LY: 2,164 (+40.6%)	LY: 62,489 (+23.5%)



<b>This Month YoY</b>	<b>YoY</b>
<b>1,238</b>	<b>27,898</b>
LY: 977 (+26.7%)	LY: 21,571 (+29.3%)



<b>This Month YoY</b>	<b>YoY</b>
<b>0.00</b>	<b>29.80</b>
LY: 0.00	LY: 72.30 (-58.8%)



<b>This Month YoY</b>	<b>YoY</b>
<b>122.40</b>	<b>1.74K</b>
LY: 65.00 (+88.3%)	LY: 1.03K (+69.3%)

Passengers

Year	Month	Last Year	This Year	Variance %
2025	April	5,385	8,559	58.9 %
2025	May	10,432	9,737	-6.7 %
2025	June	9,469	8,523	-10.0 %
2025	July	12,108	11,599	-4.2 %
2025	August	3,316	12,114	265.3 %
2025	September	8,299	7,188	-13.4 %
2025	October	5,722	5,781	1.0 %
2025	November	2,288	3,194	39.6 %
2025	December	840	2,385	183.9 %
2026	January	1,101	2,368	115.1 %
2026	February	1,365	2,653	94.4 %
2026	March	2,164	3,042	40.6 %
<b>Total</b>		<b>62,489</b>	<b>77,143</b>	<b>23.5 %</b>

Cars

Year	Month	Last Year	This Year	Variance %
2025	April	1,851	2,945	59.1 %
2025	May	3,434	3,616	5.3 %
2025	June	3,263	3,168	-2.9 %
2025	July	3,607	3,798	5.3 %
2025	August	990	4,047	308.8 %
2025	September	2,904	2,798	-3.7 %
2025	October	2,077	2,171	4.5 %
2025	November	927	1,224	32.0 %
2025	December	381	934	145.1 %
2026	January	540	960	77.8 %
2026	February	620	999	61.1 %
2026	March	977	1,238	26.7 %
<b>Total</b>		<b>21,571</b>	<b>27,898</b>	<b>29.3 %</b>

Coach Metres

Year	Month	Last Year	This Year	Variance %
2025	April	26.2	0.0	-100.0 %
2025	May	14.7	14.0	-4.8 %
2025	June	6.0	0.0	-100.0 %
2025	July	12.0	0.0	-100.0 %
2025	August	0.0	15.8	0.0 %
2025	September	0.0	0.0	0.0 %
2025	October	13.4	0.0	-100.0 %
2025	November	0.0	0.0	0.0 %
2025	December	0.0	0.0	0.0 %
2026	January	0.0	0.0	0.0 %
2026	February	0.0	0.0	0.0 %
2026	March	0.0	0.0	0.0 %
<b>Total</b>		<b>72.3</b>	<b>29.8</b>	<b>-58.8 %</b>

Commercial Vehicle Metres

Year	Month	Last Year	This Year	Variance %
2025	April	125.1	203.6	62.7 %
2025	May	178.3	217.4	21.9 %
2025	June	129.8	189.1	45.7 %
2025	July	129.7	195.0	50.3 %
2025	August	7.0	151.5	2064.3 %
2025	September	109.4	146.7	34.1 %
2025	October	165.5	112.5	-32.0 %
2025	November	53.5	182.0	240.2 %
2025	December	22.6	63.8	182.3 %
2026	January	15.0	114.2	661.3 %
2026	February	28.5	45.0	57.9 %
2026	March	65.0	122.4	88.3 %
<b>Total</b>		<b>1,029.4</b>	<b>1,743.2</b>	<b>69.3 %</b>



Cars



Wemyss Bay - Rothesay

Year	Month	Last Year	This Year	Var %
2025	April	14,595	15,456	5.9 %
2025	May	17,183	17,098	-0.5 %
2025	June	15,779	14,767	-6.4 %
2025	July	19,301	18,105	-6.2 %
2025	August	18,416	18,817	2.2 %
2025	September	16,400	15,028	-8.4 %
2025	October	14,140	13,407	-5.2 %
2025	November	11,684	11,003	-5.8 %
2025	December	9,870	10,888	10.3 %
2026	January	9,882	10,457	5.8 %
2026	February	10,184	10,643	4.5 %
2026	March	12,895	11,855	-8.1 %
<b>Total</b>		<b>170,329</b>	<b>167,524</b>	<b>-1.6 %</b>

Colintraive - Rhubodach

Year	Month	Last Year	This Year	Var %
2025	April	5,478	6,383	16.5 %
2025	May	6,661	7,340	10.2 %
2025	June	6,493	6,491	-0.0 %
2025	July	7,742	7,810	0.9 %
2025	August	8,225	8,486	3.2 %
2025	September	6,855	6,646	-3.0 %
2025	October	5,763	5,440	-5.6 %
2025	November	4,770	5,084	6.6 %
2025	December	4,834	4,616	-4.5 %
2026	January	3,842	3,849	0.2 %
2026	February	4,359	4,442	1.9 %
2026	March	5,400	5,252	-2.7 %
<b>Total</b>		<b>70,422</b>	<b>71,839</b>	<b>2.0 %</b>

Tarbert LF - Portavadie

Year	Month	Last Year	This Year	Var %
2025	April	1,447	2,339	61.6 %
2025	May	2,746	2,657	-3.2 %
2025	June	2,776	2,481	-10.6 %
2025	July	2,978	3,011	1.1 %
2025	August	833	3,272	292.8 %
2025	September	2,390	2,252	-5.8 %
2025	October	1,735	1,784	2.8 %
2025	November	720	1,042	44.7 %
2025	December	302	761	152.0 %
2026	January	433	750	73.2 %
2026	February	522	826	58.2 %
2026	March	801	1,012	26.3 %
<b>Total</b>		<b>17,683</b>	<b>22,187</b>	<b>25.5 %</b>



LGVs



Wemyss Bay - Rothesay

Year	Month	Last Year	This Year	Var %
2025	April	1,816	1,750	-3.6 %
2025	May	1,834	1,910	4.1 %
2025	June	1,611	1,919	19.1 %
2025	July	1,851	2,178	17.7 %
2025	August	1,785	2,002	12.2 %
2025	September	1,766	1,962	11.1 %
2025	October	1,531	1,944	27.0 %
2025	November	1,654	1,764	6.7 %
2025	December	1,071	1,401	30.8 %
2026	January	1,410	1,735	23.0 %
2026	February	1,482	1,757	18.6 %
2026	March	1,687	2,080	23.3 %
<b>Total</b>		<b>19,498</b>	<b>22,402</b>	<b>14.9 %</b>

Colintraive - Rhubodach

Year	Month	Last Year	This Year	Var %
2025	April	506	640	26.5 %
2025	May	625	702	12.3 %
2025	June	653	567	-13.2 %
2025	July	676	761	12.6 %
2025	August	730	642	-12.1 %
2025	September	702	618	-12.0 %
2025	October	707	709	0.3 %
2025	November	650	714	9.8 %
2025	December	490	673	37.3 %
2026	January	449	748	66.6 %
2026	February	569	737	29.5 %
2026	March	673	799	18.7 %
<b>Total</b>		<b>7,430</b>	<b>8,310</b>	<b>11.8 %</b>

Tarbert LF - Portavadie

Year	Month	Last Year	This Year	Var %
2025	April	119	156	31.1 %
2025	May	227	210	-7.5 %
2025	June	190	187	-1.6 %
2025	July	203	199	-2.0 %
2025	August	32	170	431.3 %
2025	September	207	157	-24.2 %
2025	October	154	215	39.6 %
2025	November	94	145	54.3 %
2025	December	54	133	146.3 %
2026	January	80	171	113.8 %
2026	February	70	121	72.9 %
2026	March	99	166	67.7 %
<b>Total</b>		<b>1,529</b>	<b>2,030</b>	<b>32.8 %</b>



Motorhomes



Wemyss Bay - Rothesay

Year	Month	Last Year	This Year	Var %
2025	April	238	285	19.7 %
2025	May	404	482	19.3 %
2025	June	378	342	-9.5 %
2025	July	435	448	3.0 %
2025	August	375	462	23.2 %
2025	September	394	322	-18.3 %
2025	October	151	181	19.9 %
2025	November	134	78	-41.8 %
2025	December	70	79	12.9 %
2026	January	42	57	35.7 %
2026	February	62	101	62.9 %
2026	March	138	135	-2.2 %
<b>Total</b>		<b>2,821</b>	<b>2,972</b>	<b>5.4 %</b>

Colintraive - Rhubodach

Year	Month	Last Year	This Year	Var %
2025	April	140	177	26.4 %
2025	May	265	293	10.6 %
2025	June	228	178	-21.9 %
2025	July	252	214	-15.1 %
2025	August	200	283	41.5 %
2025	September	258	192	-25.6 %
2025	October	107	92	-14.0 %
2025	November	48	41	-14.6 %
2025	December	30	39	30.0 %
2026	January	27	22	-18.5 %
2026	February	44	39	-11.4 %
2026	March	69	71	2.9 %
<b>Total</b>		<b>1,668</b>	<b>1,641</b>	<b>-1.6 %</b>

Tarbert LF - Portavadie

Year	Month	Last Year	This Year	Var %
2025	April	74	160	116.2 %
2025	May	213	272	27.7 %
2025	June	139	186	33.8 %
2025	July	144	189	31.3 %
2025	August	38	228	500.0 %
2025	September	197	156	-20.8 %
2025	October	87	71	-18.4 %
2025	November	20	21	5.0 %
2025	December	1	29	2800.0 %
2026	January	9	30	233.3 %
2026	February	13	46	253.8 %
2026	March	31	44	41.9 %
<b>Total</b>		<b>966</b>	<b>1,432</b>	<b>48.2 %</b>



Caravans



Wemyss Bay - Rothesay

Year	Month	Last Year	This Year	Var %
2025	April	4	12	200.0%
2025	May	8	13	62.5%
2025	June	22	20	-9.1%
2025	July	50	34	-32.0%
2025	August	17	20	17.6%
2025	September	26	34	30.8%
2025	October	14	9	-35.7%
2025	November	4	3	-25.0%
2025	December	0	2	0.0%
2026	January	3	0	-100.0%
2026	February	5	0	-100.0%
2026	March	7	2	-71.4%
<b>Total</b>		<b>160</b>	<b>149</b>	<b>-6.9%</b>

Colintraive - Rhubodach


Year	Month	Last Year	This Year	Var %
2025	April	2	6	200.0%
2025	May	7	5	-28.6%
2025	June	5	5	0.0%
2025	July	14	10	-28.6%
2025	August	3	3	0.0%
2025	September	5	3	-40.0%
2025	October	2	6	200.0%
2025	November	2	1	-50.0%
2025	December	0	0	0.0%
2026	January	2	0	-100.0%
2026	February	0	0	0.0%
2026	March	3	0	-100.0%
<b>Total</b>		<b>45</b>	<b>39</b>	<b>-13.3%</b>

Tarbert LF - Portavadie

Year	Month	Last Year	This Year	Var %
2025	April	5	2	-60.0%
2025	May	3	6	100.0%
2025	June	7	1	-85.7%
2025	July	8	9	12.5%
2025	August	1	7	600.0%
2025	September	1	9	800.0%
2025	October	4	3	-25.0%
2025	November	0	3	0.0%
2025	December	0	2	0.0%
2026	January	0	1	0.0%
2026	February	0	1	0.0%
2026	March	0	1	0.0%
<b>Total</b>		<b>29</b>	<b>45</b>	<b>55.2%</b>



Trailers



Wemyss Bay - Rothesay

Year	Month	Last Year	This Year	Var %
2025	April	158	123	-22.2%
2025	May	169	234	38.5%
2025	June	142	134	-5.6%
2025	July	204	242	18.6%
2025	August	169	179	5.9%
2025	September	180	193	7.2%
2025	October	150	168	12.0%
2025	November	126	149	18.3%
2025	December	79	113	43.0%
2026	January	123	120	-2.4%
2026	February	123	134	8.9%
2026	March	124	146	17.7%
<b>Total</b>		<b>1,747</b>	<b>1,935</b>	<b>10.8%</b>

Colintraive - Rhubodach

Year	Month	Last Year	This Year	Var %
2025	April	43	64	48.8%
2025	May	62	62	0.0%
2025	June	75	54	-28.0%
2025	July	70	119	70.0%
2025	August	59	76	28.8%
2025	September	101	99	-2.0%
2025	October	105	82	-21.9%
2025	November	60	89	48.3%
2025	December	58	91	56.9%
2026	January	58	81	39.7%
2026	February	58	83	43.1%
2026	March	54	60	11.1%
<b>Total</b>		<b>803</b>	<b>960</b>	<b>19.6%</b>

Tarbert LF - Portavadie

Year	Month	Last Year	This Year	Var %
2025	April	10	20	100.0%
2025	May	18	23	27.8%
2025	June	21	24	14.3%
2025	July	35	41	17.1%
2025	August	7	18	157.1%
2025	September	27	14	-48.1%
2025	October	14	10	-28.6%
2025	November	11	13	18.2%
2025	December	2	9	350.0%
2026	January	3	7	133.3%
2026	February	7	5	-28.6%
2026	March	12	14	16.7%
<b>Total</b>		<b>167</b>	<b>198</b>	<b>18.6%</b>



Motorbikes



Wemyss Bay - Rothesay

Year	Month	Last Year	This Year	Var %
2025	April	132	181	37.1%
2025	May	250	345	38.0%
2025	June	193	211	9.3%
2025	July	186	218	17.2%
2025	August	196	201	2.6%
2025	September	208	140	-32.7%
2025	October	38	47	23.7%
2025	November	22	16	-27.3%
2025	December	8	8	0.0%
2026	January	2	8	300.0%
2026	February	13	25	92.3%
2026	March	79	72	-8.9%
<b>Total</b>		<b>1,327</b>	<b>1,472</b>	<b>10.9%</b>

Colintraive - Rhubodach

Year	Month	Last Year	This Year	Var %
2025	April	125	253	102.4%
2025	May	336	488	45.2%
2025	June	267	249	-6.7%
2025	July	238	288	21.0%
2025	August	242	291	20.2%
2025	September	280	208	-25.7%
2025	October	48	50	4.2%
2025	November	31	9	-71.0%
2025	December	1	4	300.0%
2026	January	10	11	10.0%
2026	February	9	23	155.6%
2026	March	69	44	-36.2%
<b>Total</b>		<b>1,656</b>	<b>1,918</b>	<b>15.8%</b>

Tarbert LF - Portavadie

Year	Month	Last Year	This Year	Var %
2025	April	86	177	105.8%
2025	May	368	431	17.1%
2025	June	254	207	-18.5%
2025	July	304	266	-12.5%
2025	August	53	275	418.9%
2025	September	326	151	-53.7%
2025	October	34	60	76.5%
2025	November	10	1	-90.0%
2025	December	1	0	-100.0%
2026	January	2	0	-100.0%
2026	February	2	2	0.0%
2026	March	26	19	-26.9%
<b>Total</b>		<b>1,466</b>	<b>1,589</b>	<b>8.4%</b>



Bicycles



Wemyss Bay - Rothesay

Year	Month	Last Year	This Year	Var %
2025	April	210	310	47.6%
2025	May	631	748	18.5%
2025	June	554	511	-7.8%
2025	July	521	483	-7.3%
2025	August	453	584	28.9%
2025	September	489	297	-39.3%
2025	October	130	112	-13.8%
2025	November	23	17	-26.1%
2025	December	13	33	153.8%
2026	January	23	32	39.1%
2026	February	25	18	-28.0%
2026	March	113	83	-26.5%
<b>Total</b>		<b>3,185</b>	<b>3,228</b>	<b>1.4%</b>

Colintraive - Rhubodach


Year	Month	Last Year	This Year	Var %
2025	April	90	109	21.1%
2025	May	310	248	-20.0%
2025	June	388	195	-49.7%
2025	July	304	199	-34.5%
2025	August	204	228	11.8%
2025	September	214	107	-50.0%
2025	October	46	32	-30.4%
2025	November	10	8	-20.0%
2025	December	0	1	0.0%
2026	January	1	1	0.0%
2026	February	1	1	0.0%
2026	March	28	9	-67.9%
<b>Total</b>		<b>1,596</b>	<b>1,138</b>	<b>-28.7%</b>

Tarbert LF - Portavadie

Year	Month	Last Year	This Year	Var %
2025	April	79	90	13.9%
2025	May	301	331	10.0%
2025	June	327	298	-8.9%
2025	July	254	267	5.1%
2025	August	29	287	889.7%
2025	September	206	129	-37.4%
2025	October	49	44	-10.2%
2025	November	10	4	-60.0%
2025	December	1	0	-100.0%
2026	January	2	1	-50.0%
2026	February	1	6	500.0%
2026	March	14	8	-42.9%
<b>Total</b>		<b>1,273</b>	<b>1,465</b>	<b>15.1%</b>



Reliability & Punctuality



Reliability

Month	Colintraive - Rhubodach	Gourock - Dunoon	Tarbert LF - Portavadie	Wemyss Bay - Rothesay
Apr-25	99.5%	55.4%	98.2%	98.7%
May-25	100.0%	57.9%	94.7%	100.0%
Jun-25	99.8%	56.8%	99.7%	99.3%
Jul-25	99.9%	58.3%	97.0%	99.5%
Aug-25	98.5%	54.7%	92.0%	94.5%
Sep-25	99.3%	57.7%	89.9%	97.9%
Oct-25	70.9%	56.2%	91.1%	89.3%
Nov-25	91.5%	79.8%	92.5%	89.5%
Dec-25	96.9%	83.7%	84.5%	86.7%
Jan-26	92.6%	69.8%	85.9%	93.9%
Feb-26	96.3%	63.0%	87.7%	94.5%
Mar-26	98.8%	73.9%	79.3%	91.5%
<b>Total</b>	<b>95.3%</b>	<b>63.2%</b>	<b>91.8%</b>	<b>94.6%</b>

Punctuality

Month	Colintraive - Rhubodach	Gourock - Dunoon	Tarbert LF - Portavadie	Wemyss Bay - Rothesay
Apr-25	100.0%	100.0%	100.0%	98.6%
May-25	100.0%	99.8%	98.0%	96.4%
Jun-25	100.0%	100.0%	100.0%	98.8%
Jul-25	99.9%	100.0%	100.0%	93.8%
Aug-25	99.9%	95.4%	98.2%	95.1%
Sep-25	100.0%	94.2%	95.4%	96.3%
Oct-25	99.1%	96.1%	99.5%	98.8%
Nov-25	100.0%	98.2%	98.8%	98.0%
Dec-25	100.0%	99.7%	94.6%	96.3%
Jan-26	99.8%	99.9%	97.1%	98.5%
Feb-26	99.9%	100.0%	98.7%	96.9%
Mar-26	100.0%	87.4%	99.7%	96.7%
<b>Total</b>	<b>99.9%</b>	<b>97.7%</b>	<b>98.5%</b>	<b>97.0%</b>



Reliability & Punctuality Summary

Summary of Scheduled, Operated, Cancelled, Late & Diverted Sailings

Month	Route	Leg	Operated Sailings	Scheduled Sailings	Additional Sailings	Cancelled Sailings	Diverted Sailings	On Time	Late
Mar-26	Colintraive - Rhubodach	Colintraive-Rhubodach	952	962	1	11	0	951	0
Mar-26	Colintraive - Rhubodach	Rhubodach-Colintraive	951	962	1	12	0	950	0
Mar-26	Gourock - Dunoon	Dunoon-Gourock (Dunoon)	454	544	52	142	0	351	51
Mar-26	Gourock - Dunoon	Gourock (Dunoon)-Dunoon	453	543	52	142	0	351	50
Mar-26	Tarbert LF - Portavadie	Portavadie-Tarbert (Loch Fyne)	195	246	0	51	0	194	1
Mar-26	Tarbert LF - Portavadie	Tarbert (Loch Fyne)-Portavadie	195	246	0	51	0	195	0
Mar-26	Wemyss Bay - Rothesay	Gourock (Divert)-Rothesay	21		21	0	0	0	0
Mar-26	Wemyss Bay - Rothesay	Rothesay-Gourock (Divert)	21	21	0	0	21	3	18
Mar-26	Wemyss Bay - Rothesay	Rothesay-Wemyss Bay	371	395	0	24	0	366	5
Mar-26	Wemyss Bay - Rothesay	Wemyss Bay-Rothesay	370	417	0	47	0	368	2
<b>Total</b>			<b>3,983</b>	<b>4,336</b>	<b>127</b>	<b>480</b>	<b>21</b>	<b>3,729</b>	<b>127</b>