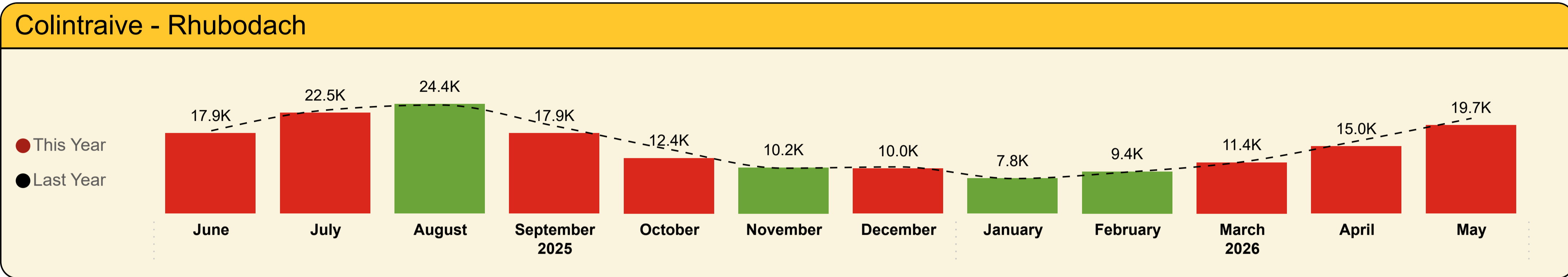




Shipped Passengers

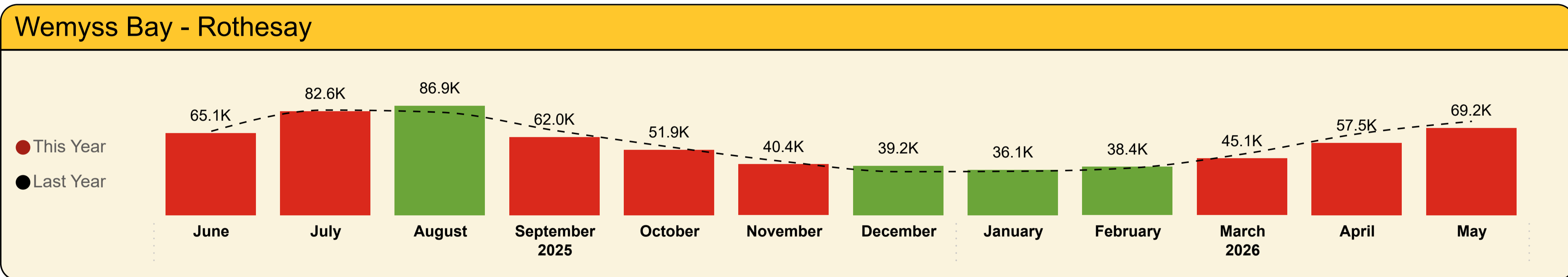


**This Month YoY**

**19,685**  
LY: 21,217 (-7.22%)

**YoY**

**178,617**  
LY: 185,902 (-3.9%)

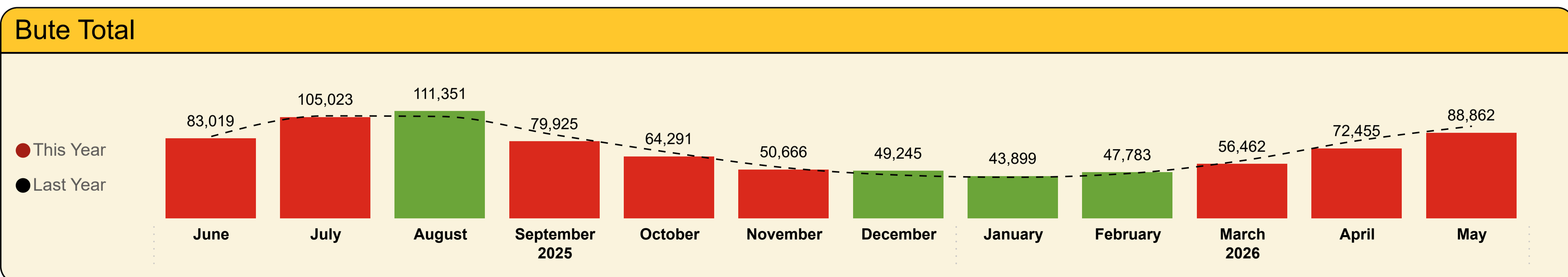


**This Month YoY**

**69,177**  
LY: 74,464 (-7.1%)

**YoY**

**674,364**  
LY: 689,516 (-2.2%)



**This Month YoY**

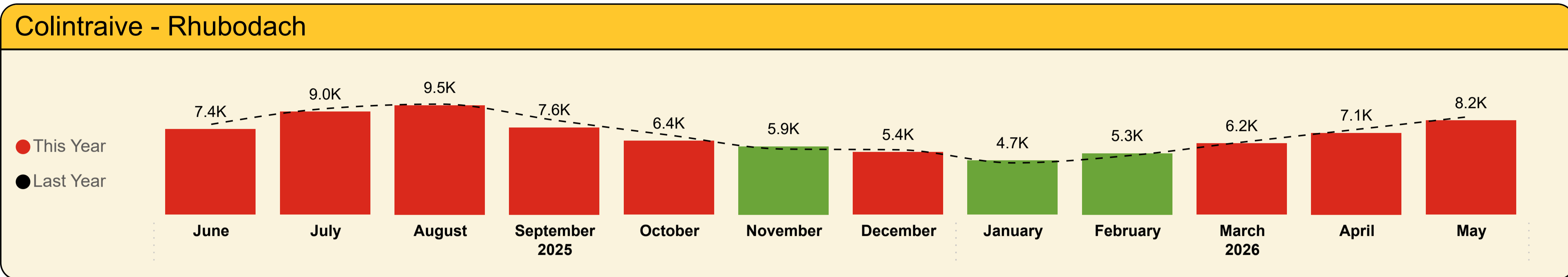
**88,862**  
LY: 95,681 (-7.13%)

**YoY**

**852,981**  
LY: 875,418 (-2.6%)



Shipped Cars

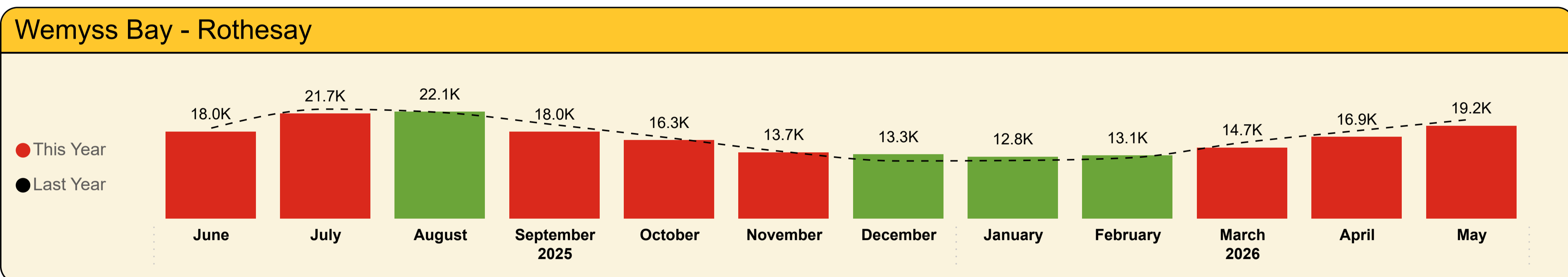


**This Month YoY**

**8,206**  
LY: 8,560 (-4.14%)

**YoY**

**82,927**  
LY: 85,180 (-2.6%)

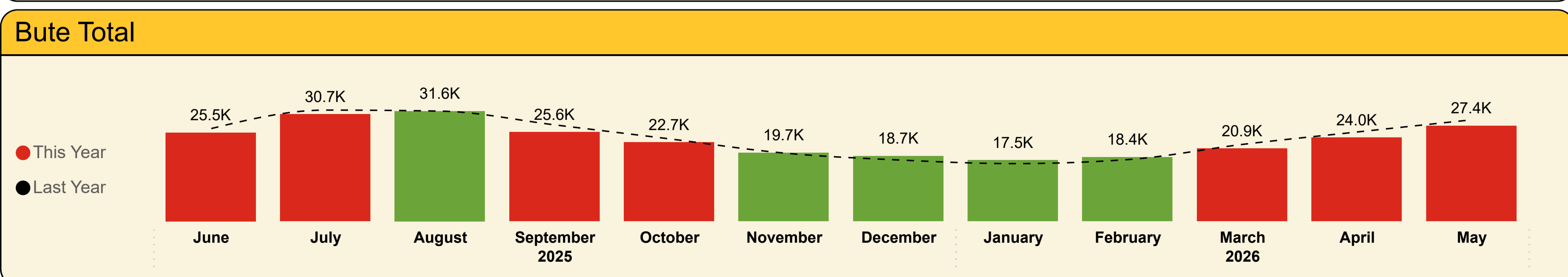


**This Month YoY**

**19,212**  
LY: 20,581 (-6.65%)

**YoY**

**199,877**  
LY: 204,623 (-2.3%)



**This Month YoY**

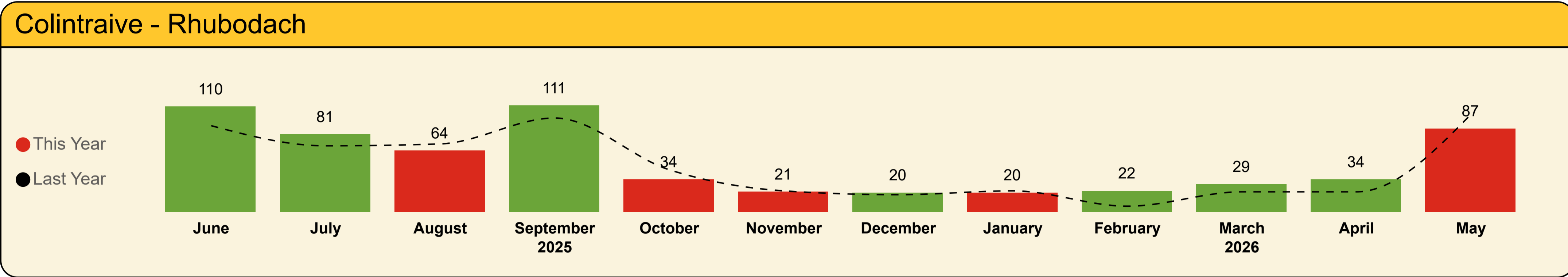
**27,418**  
LY: 29,141 (-5.91%)

**YoY**

**282,804**  
LY: 289,803 (-2.4%)



Shipped Coaches

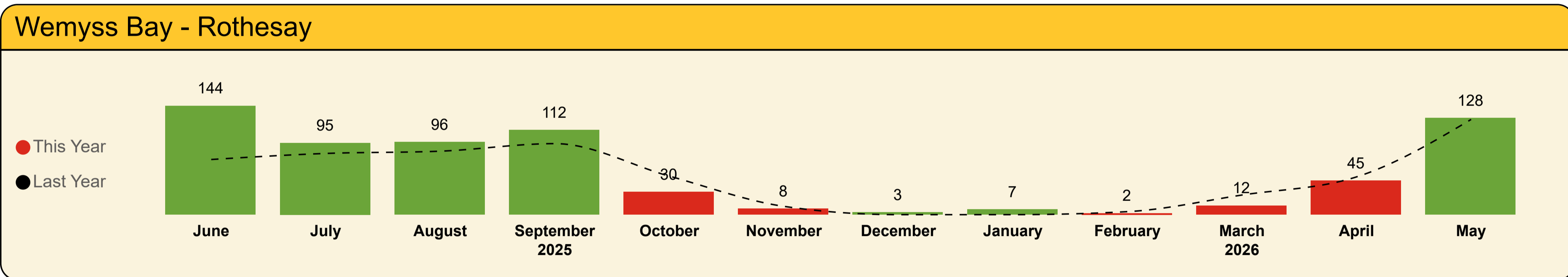


**This Month YoY**

**87**  
LY: 102 (-14.71%)

**YoY**

**633**  
LY: 584 (+8.4%)

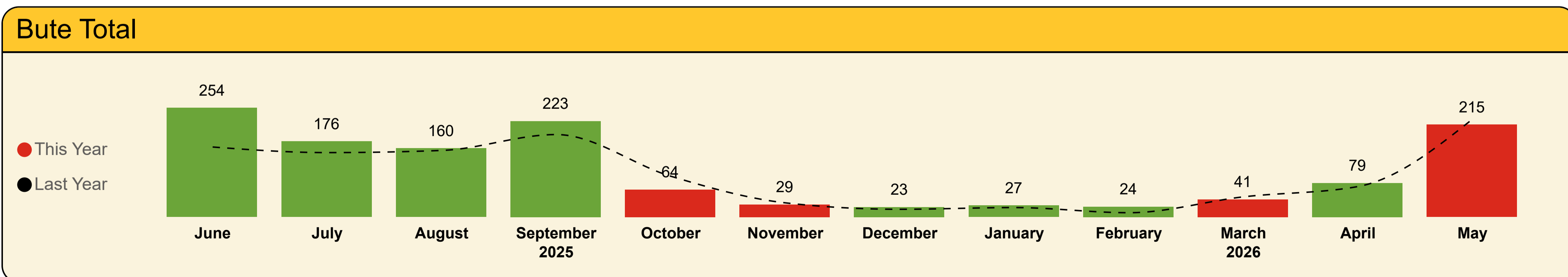


**This Month YoY**

**128**  
LY: 126 (+1.59%)

**YoY**

**682**  
LY: 600 (+13.7%)



**This Month YoY**

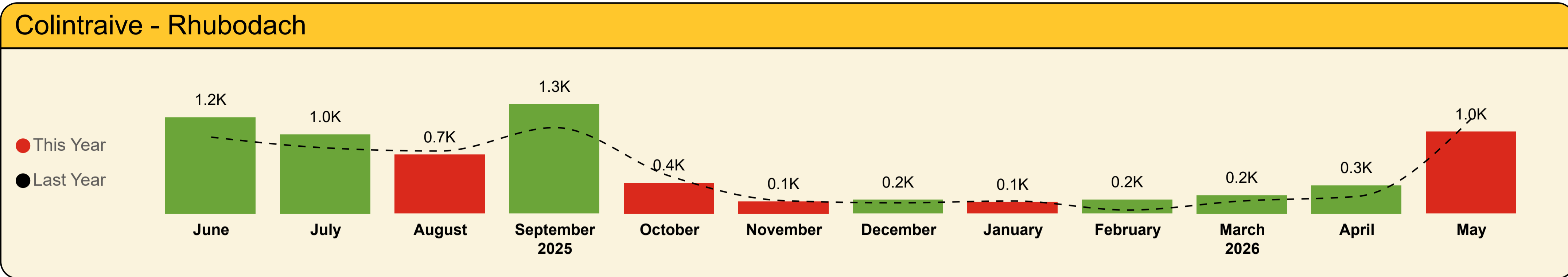
**215**  
LY: 228 (-5.7%)

**YoY**

**1315**  
LY: 1,184 (+11.1%)



Shipped Coach Metres

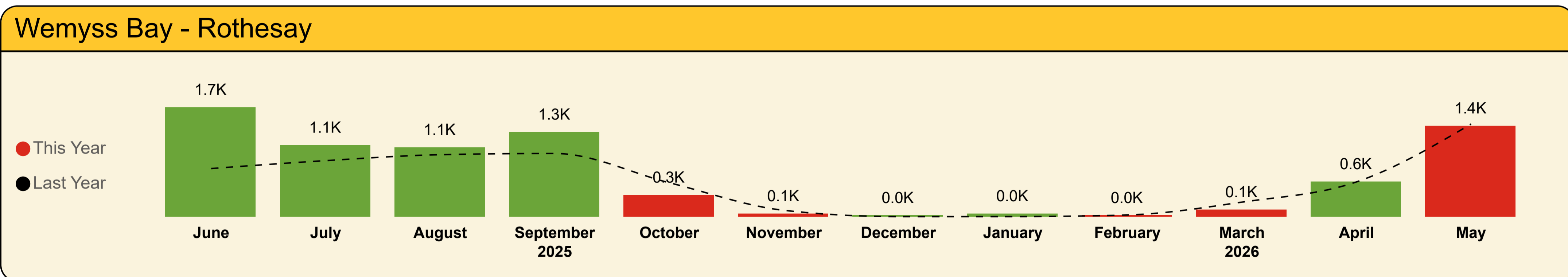


**This Month YoY**

**996.3**  
LY: 1.2K (-14%)

**YoY**

**6.7K**  
LY: 6.0K (+12.5%)

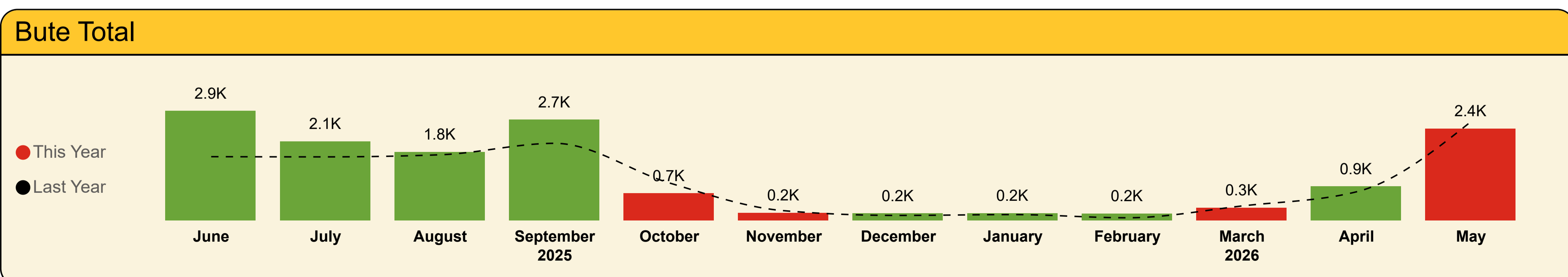


**This Month YoY**

**1.4K**  
LY: 1.5K (-1.8%)

**YoY**

**7.9K**  
LY: 6.5K (+20.8%)



**This Month YoY**

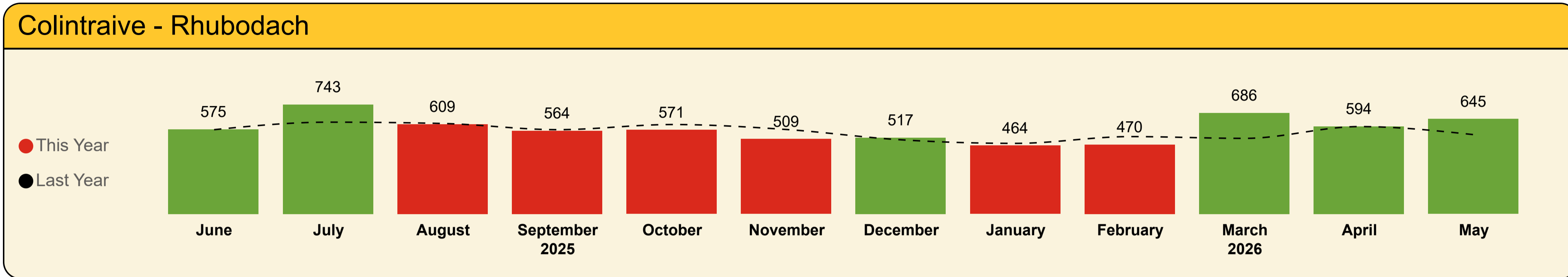
**2.4K**  
LY: 2.6K (-7.2%)

**YoY**

**14.7K**  
LY: 12.5K (+16.8%)



Shipped Commercial Vehicles

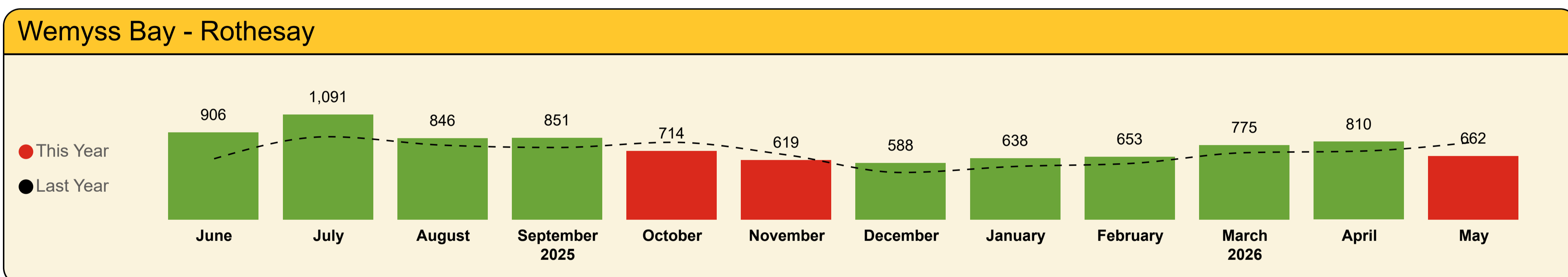


**This Month YoY**

**645**  
LY: 538 (+19.9%)

**YoY**

**6,947**  
LY: 6,712 (+3.5%)

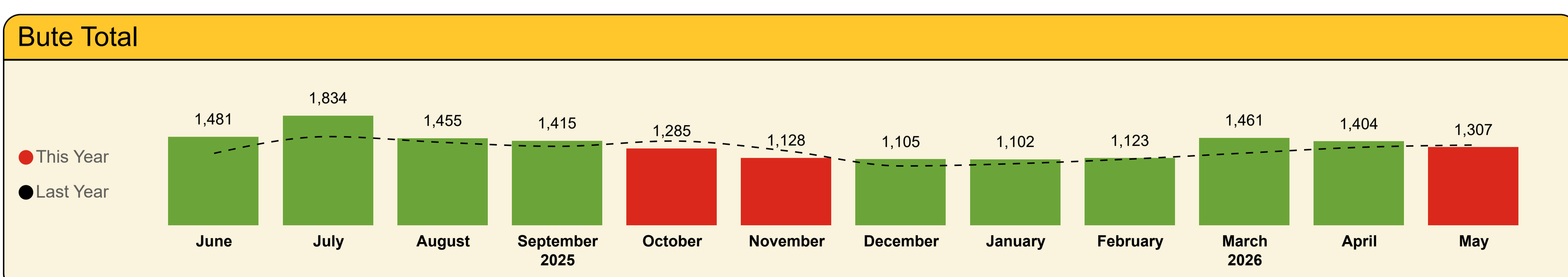


**This Month YoY**

**662**  
LY: 805 (-17.8%)

**YoY**

**9,153**  
LY: 8,325 (+9.9%)



**This Month YoY**

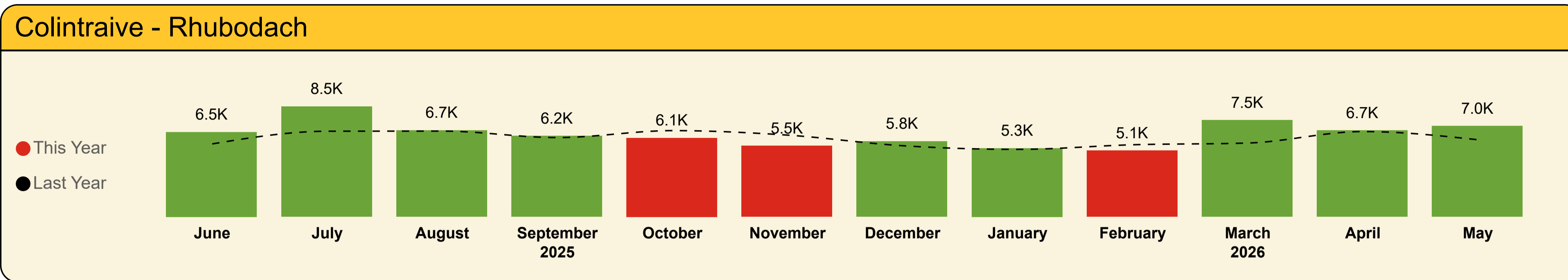
**1,307**  
LY: 1,343 (-2.7%)

**YoY**

**16,100**  
LY: 15,037 (+7.1%)

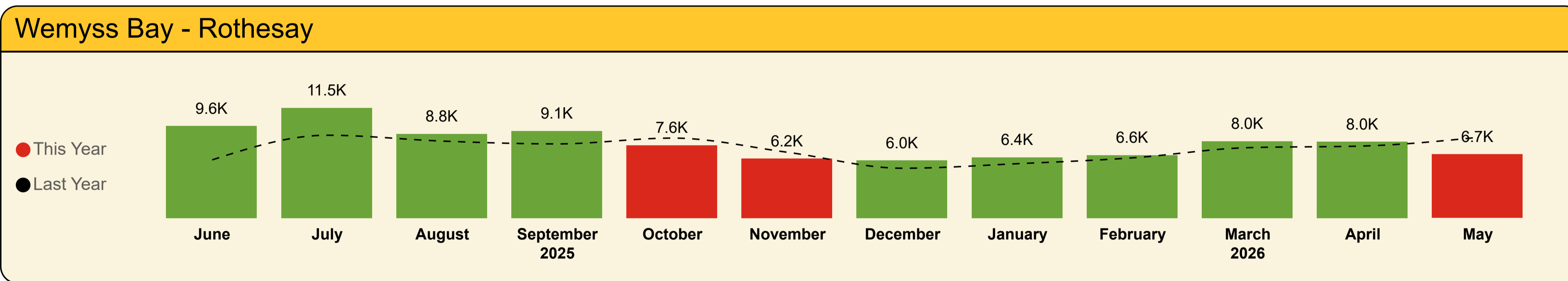


Shipped Commercial Vehicle Metres



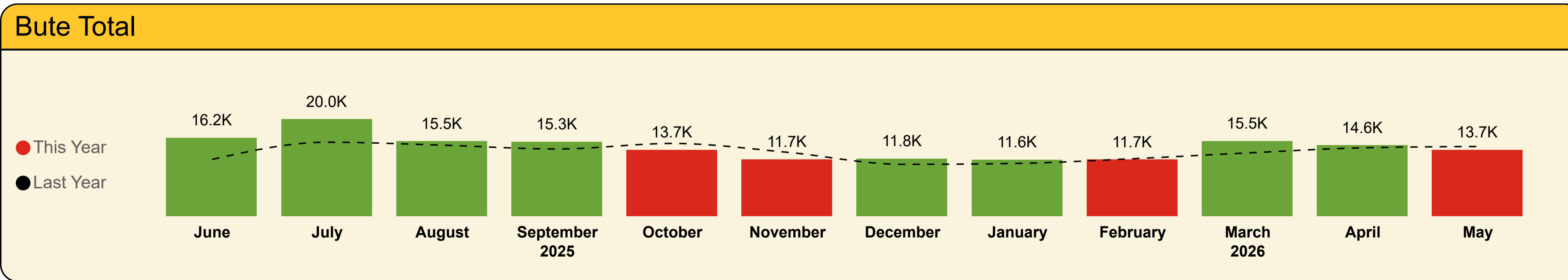
**This Month YoY**  
**7.0K**  
LY: 5.9K (+17.9%)

**YoY**  
**76.8K**  
LY: 72.3K (+6.3%)



**This Month YoY**  
**6.7K**  
LY: 8.4K (-21%)

**YoY**  
**94.4K**  
LY: 86.3K (+9.5%)



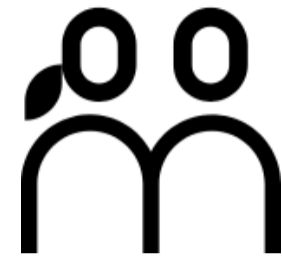
**This Month YoY**  
**13.7K**  
LY: 14.4K (-4.9%)

**YoY**  
**171.3K**  
LY: 158.6K (+8%)



Bute Total

Contractual Carrying Groups



This Month <b>88,862</b>	This Year <b>852,981</b>
Last Year 95,681	Last Year 875,418
Variance -7.1%	Variance -2.6%

This Month <b>27,418</b>	This Year <b>282,804</b>
Last Year 29,141	Last Year 289,803
Variance -5.9%	Variance -2.4%

This Month <b>2,438</b>	This Year <b>14,651</b>
Last Year 2,627	Last Year 12,544
Variance -7.2%	Variance 16.8%

This Month <b>13,669</b>	This Year <b>171,259</b>
Last Year 14,373	Last Year 158,571
Variance -4.9%	Variance 8.0%

Passengers

Cars

Coach Metres

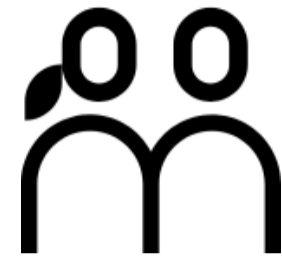
Commercial Vehicle Metres

Month	Last Year	This Year	Variance
Jun-25	85,040	83,019	-2.4%
Jul-25	106,451	105,023	-1.3%
Aug-25	105,817	111,351	5.2%
Sep-25	86,698	79,925	-7.8%
Oct-25	68,463	64,291	-6.1%
Nov-25	52,646	50,666	-3.8%
Dec-25	44,902	49,245	9.7%
Jan-26	42,605	43,899	3.0%
Feb-26	46,528	47,783	2.7%
Mar-26	59,975	56,462	-5.9%
Apr-26	80,612	72,455	-10.1%
May-26	95,681	88,862	-7.1%
<b>Total</b>	<b>875,418</b>	<b>852,981</b>	<b>-2.6%</b>

Month	Last Year	This Year	Variance
Jun-25	26,624	25,459	-4.4%
Jul-25	31,925	30,712	-3.8%
Aug-25	31,634	31,639	0.0%
Sep-25	27,665	25,585	-7.5%
Oct-25	23,651	22,684	-4.1%
Nov-25	19,577	19,679	0.5%
Dec-25	17,596	18,737	6.5%
Jan-26	16,553	17,533	5.9%
Feb-26	17,716	18,410	3.9%
Mar-26	22,077	20,899	-5.3%
Apr-26	25,644	24,049	-6.2%
May-26	29,141	27,418	-5.9%
<b>Total</b>	<b>289,803</b>	<b>282,804</b>	<b>-2.4%</b>

Month	Last Year	This Year	Variance
Jun-25	1,693	2,910	71.9%
Jul-25	1,687	2,099	24.4%
Aug-25	1,744	1,817	4.2%
Sep-25	2,048	2,677	30.7%
Oct-25	994	719	-27.7%
Nov-25	256	197	-23.1%
Dec-25	130	187	43.1%
Jan-26	153	188	22.6%
Feb-26	68	181	166.2%
Mar-26	383	337	-12.1%
Apr-26	759	902	18.8%
May-26	2,627	2,438	-7.2%
<b>Total</b>	<b>12,544</b>	<b>14,651</b>	<b>16.8%</b>

Month	Last Year	This Year	Variance
Jun-25	11,701	16,160	38.1%
Jul-25	15,254	20,012	31.2%
Aug-25	14,651	15,460	5.5%
Sep-25	13,858	15,341	10.7%
Oct-25	15,003	13,678	-8.8%
Nov-25	13,172	11,685	-11.3%
Dec-25	10,685	11,838	10.8%
Jan-26	10,880	11,646	7.0%
Feb-26	11,849	11,666	-1.5%
Mar-26	13,045	15,474	18.6%
Apr-26	14,101	14,630	3.8%
May-26	14,373	13,669	-4.9%
<b>Total</b>	<b>158,571</b>	<b>171,259</b>	<b>8.0%</b>



This Month <b>19,685</b>	This Year <b>178,617</b>
Last Year 21,217	Last Year 185,902
Variance -7.2%	Variance -3.9%

This Month <b>8,206</b>	This Year <b>82,927</b>
Last Year 8,560	Last Year 85,180
Variance -4.1%	Variance -2.6%

This Month <b>996</b>	This Year <b>6,743</b>
Last Year 1,158	Last Year 5,996
Variance -14.0%	Variance 12.5%

This Month <b>7,003</b>	This Year <b>76,816</b>
Last Year 5,939	Last Year 72,296
Variance 17.9%	Variance 6.3%

**Passengers**

**Cars**

**Coach Metres**

**Commercial Vehicle Metres**

Month	Last Year	This Year	Variance
Jun-25	18,449	17,899	-3.0%
Jul-25	23,047	22,465	-2.5%
Aug-25	24,182	24,417	1.0%
Sep-25	19,502	17,921	-8.1%
Oct-25	14,294	12,364	-13.5%
Nov-25	10,108	10,237	1.3%
Dec-25	10,395	10,039	-3.4%
Jan-26	7,795	7,849	0.7%
Feb-26	9,250	9,363	1.2%
Mar-26	11,510	11,391	-1.0%
Apr-26	16,153	14,987	-7.2%
May-26	21,217	19,685	-7.2%
<b>Total</b>	<b>185,902</b>	<b>178,617</b>	<b>-3.9%</b>

Month	Last Year	This Year	Variance
Jun-25	7,869	7,441	-5.4%
Jul-25	9,237	8,966	-2.9%
Aug-25	9,626	9,525	-1.0%
Sep-25	8,223	7,594	-7.6%
Oct-25	6,923	6,431	-7.1%
Nov-25	5,711	5,947	4.1%
Dec-25	5,648	5,446	-3.6%
Jan-26	4,509	4,721	4.7%
Feb-26	5,132	5,330	3.9%
Mar-26	6,316	6,211	-1.7%
Apr-26	7,426	7,109	-4.3%
May-26	8,560	8,206	-4.1%
<b>Total</b>	<b>85,180</b>	<b>82,927</b>	<b>-2.6%</b>

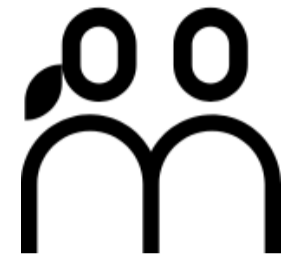
Month	Last Year	This Year	Variance
Jun-25	930	1,172	26.0%
Jul-25	799	963	20.5%
Aug-25	761	716	-5.9%
Sep-25	1,047	1,334	27.4%
Oct-25	457	374	-18.3%
Nov-25	156	146	-6.4%
Dec-25	130	167	28.4%
Jan-26	153	140	-8.4%
Feb-26	42	168	300.0%
Mar-26	153	224	46.1%
Apr-26	208	343	64.5%
May-26	1,158	996	-14.0%
<b>Total</b>	<b>5,996</b>	<b>6,743</b>	<b>12.5%</b>

Month	Last Year	This Year	Variance
Jun-25	5,620	6,537	16.3%
Jul-25	6,596	8,502	28.9%
Aug-25	6,606	6,668	0.9%
Sep-25	6,107	6,235	2.1%
Oct-25	6,643	6,077	-8.5%
Nov-25	6,297	5,474	-13.1%
Dec-25	5,479	5,818	6.2%
Jan-26	5,198	5,289	1.8%
Feb-26	5,554	5,103	-8.1%
Mar-26	5,687	7,455	31.1%
Apr-26	6,571	6,656	1.3%
May-26	5,939	7,003	17.9%
<b>Total</b>	<b>72,296</b>	<b>76,816</b>	<b>6.3%</b>



Wemyss Bay - Rothesay

Contractual Carrying Groups



This Month <b>69,177</b>	This Year <b>674,364</b>
Last Year 74,464	Last Year 689,516
Variance -7.1%	Variance -2.2%

This Month <b>19,212</b>	This Year <b>199,877</b>
Last Year 20,581	Last Year 204,623
Variance -6.7%	Variance -2.3%

This Month <b>1,442</b>	This Year <b>7,908</b>
Last Year 1,469	Last Year 6,548
Variance -1.8%	Variance 20.8%

This Month <b>6,665</b>	This Year <b>94,442</b>
Last Year 8,433	Last Year 86,275
Variance -21.0%	Variance 9.5%

Passengers

Cars

Coach Metres

Commercial Vehicle Metres

Month	Last Year	This Year	Variance
Jun-25	66,591	65,120	-2.2%
Jul-25	83,404	82,558	-1.0%
Aug-25	81,635	86,934	6.5%
Sep-25	67,196	62,004	-7.7%
Oct-25	54,169	51,927	-4.1%
Nov-25	42,538	40,429	-5.0%
Dec-25	34,507	39,206	13.6%
Jan-26	34,810	36,050	3.6%
Feb-26	37,278	38,420	3.1%
Mar-26	48,465	45,071	-7.0%
Apr-26	64,459	57,468	-10.8%
May-26	74,464	69,177	-7.1%
<b>Total</b>	<b>689,516</b>	<b>674,364</b>	<b>-2.2%</b>

Month	Last Year	This Year	Variance
Jun-25	18,755	18,018	-3.9%
Jul-25	22,688	21,746	-4.2%
Aug-25	22,008	22,114	0.5%
Sep-25	19,442	17,991	-7.5%
Oct-25	16,728	16,253	-2.8%
Nov-25	13,866	13,732	-1.0%
Dec-25	11,948	13,291	11.2%
Jan-26	12,044	12,812	6.4%
Feb-26	12,584	13,080	3.9%
Mar-26	15,761	14,688	-6.8%
Apr-26	18,218	16,940	-7.0%
May-26	20,581	19,212	-6.7%
<b>Total</b>	<b>204,623</b>	<b>199,877</b>	<b>-2.3%</b>

Month	Last Year	This Year	Variance
Jun-25	763	1,738	127.9%
Jul-25	888	1,136	27.9%
Aug-25	982	1,101	12.1%
Sep-25	1,002	1,343	34.1%
Oct-25	537	345	-35.8%
Nov-25	100	51	-49.2%
Dec-25	0	19	0.0%
Jan-26	0	48	0.0%
Feb-26	26	13	-50.0%
Mar-26	230	113	-50.9%
Apr-26	551	560	1.5%
May-26	1,469	1,442	-1.8%
<b>Total</b>	<b>6,548</b>	<b>7,908</b>	<b>20.8%</b>

Month	Last Year	This Year	Variance
Jun-25	6,081	9,624	58.2%
Jul-25	8,658	11,510	32.9%
Aug-25	8,045	8,792	9.3%
Sep-25	7,752	9,106	17.5%
Oct-25	8,360	7,601	-9.1%
Nov-25	6,875	6,211	-9.6%
Dec-25	5,206	6,019	15.6%
Jan-26	5,682	6,358	11.9%
Feb-26	6,295	6,563	4.3%
Mar-26	7,358	8,018	9.0%
Apr-26	7,529	7,974	5.9%
May-26	8,433	6,665	-21.0%
<b>Total</b>	<b>86,275</b>	<b>94,442</b>	<b>9.5%</b>



### Cars



#### Colintraive - Rhubodach

Month	Last Year	This Year	Var %
Jun-25	6,493	6,491	-2.0%
Jul-25	7,742	7,810	1.7%
Aug-25	8,225	8,486	2.9%
Sep-25	6,855	6,645	-4.6%
Oct-25	5,763	5,440	-5.3%
Nov-25	4,770	5,084	7.5%
Dec-25	4,834	4,616	0.1%
Jan-26	3,842	3,849	7.6%
Feb-26	4,359	4,442	5.5%
Mar-26	5,400	5,252	-0.2%
Apr-26	6,383	5,904	-2.6%
May-26	7,340	7,010	-2.8%
<b>Total</b>	<b>72,006</b>	<b>71,029</b>	<b>0.2%</b>

#### Wemyss Bay - Rothesay

Month	Last Year	This Year	Var %
Jun-25	15,779	14,767	-4.1%
Jul-25	19,301	18,105	-3.8%
Aug-25	18,416	18,817	3.5%
Sep-25	16,400	15,028	-6.4%
Oct-25	14,140	13,407	-1.5%
Nov-25	11,684	11,003	-4.7%
Dec-25	9,870	10,888	12.5%
Jan-26	9,882	10,457	7.9%
Feb-26	10,184	10,643	6.5%
Mar-26	12,895	11,855	-4.2%
Apr-26	15,456	13,967	-6.1%
May-26	17,098	15,954	-5.0%
<b>Total</b>	<b>171,105</b>	<b>164,891</b>	<b>-1.3%</b>



### LGVs



#### Colintraive - Rhubodach

Month	Last Year	This Year	Var
Jun-25	653	567	-13.2%
Jul-25	676	761	12.6%
Aug-25	730	642	-12.1%
Sep-25	702	618	-12.0%
Oct-25	707	709	0.3%
Nov-25	650	714	9.8%
Dec-25	490	673	37.3%
Jan-26	449	748	66.6%
Feb-26	569	737	29.5%
Mar-26	673	799	18.7%
Apr-26	640	940	46.9%
May-26	702	833	18.7%
<b>Total</b>	<b>7,641</b>	<b>8,741</b>	<b>14.4%</b>

#### Wemyss Bay - Rothesay

Month	Last Year	This Year	Var
Jun-25	1,611	1,919	19.1%
Jul-25	1,851	2,178	17.7%
Aug-25	1,785	2,002	12.2%
Sep-25	1,766	1,962	11.1%
Oct-25	1,531	1,944	27.0%
Nov-25	1,654	1,764	6.7%
Dec-25	1,071	1,401	30.8%
Jan-26	1,410	1,735	23.0%
Feb-26	1,482	1,757	18.6%
Mar-26	1,687	2,080	23.3%
Apr-26	1,750	2,165	23.7%
May-26	1,910	2,216	16.0%
<b>Total</b>	<b>19,508</b>	<b>23,123</b>	<b>18.5%</b>



Motorhomes



Colintraive - Rhubodach

Month	Last Year	This Year	Var
Jun-25	228	178	-21.9%
Jul-25	252	214	-15.1%
Aug-25	200	283	41.5%
Sep-25	258	192	-25.6%
Oct-25	107	92	-14.0%
Nov-25	48	41	-14.6%
Dec-25	30	39	30.0%
Jan-26	27	22	-18.5%
Feb-26	44	39	-11.4%
Mar-26	69	71	2.9%
Apr-26	177	174	-1.7%
May-26	293	230	-21.5%
<b>Total</b>	<b>1,733</b>	<b>1,575</b>	<b>-9.1%</b>

Wemyss Bay - Rothesay

Month	Last Year	This Year	Var
Jun-25	378	342	-9.5%
Jul-25	435	448	3.0%
Aug-25	375	462	23.2%
Sep-25	394	322	-18.3%
Oct-25	151	181	19.9%
Nov-25	134	78	-41.8%
Dec-25	70	79	12.9%
Jan-26	42	57	35.7%
Feb-26	62	101	62.9%
Mar-26	138	135	-2.2%
Apr-26	285	254	-10.9%
May-26	482	428	-11.2%
<b>Total</b>	<b>2,946</b>	<b>2,887</b>	<b>-2.0%</b>



Caravans



Colintraive - Rhubodach

Month	Last Year	This Year	Var
Jun-25	5	5	0.0%
Jul-25	14	10	-28.6%
Aug-25	3	3	0.0%
Sep-25	5	3	-40.0%
Oct-25	2	6	200.0%
Nov-25	2	1	-50.0%
Dec-25	0	0	0.0%
Jan-26	2	0	-100.0%
Feb-26	0	0	0.0%
Mar-26	3	0	-100.0%
Apr-26	6	2	-66.7%
May-26	5	1	-80.0%
<b>Total</b>	<b>47</b>	<b>31</b>	<b>-34.0%</b>

Wemyss Bay - Rothesay

Month	Last Year	This Year	Var
Jun-25	22	20	-9.1%
Jul-25	50	34	-32.0%
Aug-25	17	20	17.6%
Sep-25	26	34	30.8%
Oct-25	14	9	-35.7%
Nov-25	4	3	-25.0%
Dec-25	0	2	0.0%
Jan-26	3	0	-100.0%
Feb-26	5	0	-100.0%
Mar-26	7	2	-71.4%
Apr-26	12	1	-91.7%
May-26	13	13	0.0%
<b>Total</b>	<b>173</b>	<b>138</b>	<b>-20.2%</b>



Trailers



Colintraive - Rhubodach

Month	Last Year	This Year	Var
Jun-25	75	54	-28.0%
Jul-25	70	119	70.0%
Aug-25	59	76	28.8%
Sep-25	101	99	-2.0%
Oct-25	105	82	-21.9%
Nov-25	60	89	48.3%
Dec-25	58	91	56.9%
Jan-26	58	81	39.7%
Feb-26	58	83	43.1%
Mar-26	54	60	11.1%
Apr-26	64	59	-7.8%
May-26	62	90	45.2%
<b>Total</b>	<b>824</b>	<b>983</b>	<b>19.3%</b>

Wemyss Bay - Rothesay

Month	Last Year	This Year	Var
Jun-25	142	134	-5.6%
Jul-25	204	242	18.6%
Aug-25	169	179	5.9%
Sep-25	180	193	7.2%
Oct-25	150	168	12.0%
Nov-25	126	149	18.3%
Dec-25	79	113	43.0%
Jan-26	123	120	-2.4%
Feb-26	123	134	8.9%
Mar-26	124	146	17.7%
Apr-26	123	145	17.9%
May-26	234	165	-29.5%
<b>Total</b>	<b>1,777</b>	<b>1,888</b>	<b>6.2%</b>



Motorbikes



Colintraive - Rhubodach

Month	Last Year	This Year	Var
Jun-25	267	249	-6.7%
Jul-25	238	288	21.0%
Aug-25	242	291	20.2%
Sep-25	280	208	-25.7%
Oct-25	48	50	4.2%
Nov-25	31	9	-71.0%
Dec-25	1	4	300.0%
Jan-26	10	11	10.0%
Feb-26	9	23	155.6%
Mar-26	69	44	-36.2%
Apr-26	253	211	-16.6%
May-26	488	466	-4.5%
<b>Total</b>	<b>1,936</b>	<b>1,854</b>	<b>-4.2%</b>

Wemyss Bay - Rothesay

Month	Last Year	This Year	Var
Jun-25	193	211	9.3%
Jul-25	186	218	17.2%
Aug-25	196	201	2.6%
Sep-25	208	140	-32.7%
Oct-25	38	47	23.7%
Nov-25	22	16	-27.3%
Dec-25	8	8	0.0%
Jan-26	2	8	300.0%
Feb-26	13	25	92.3%
Mar-26	79	72	-8.9%
Apr-26	181	119	-34.3%
May-26	345	194	-43.8%
<b>Total</b>	<b>1,471</b>	<b>1,259</b>	<b>-14.4%</b>



Bicycles



Colintraive - Rhubodach

MonthYear	Last Year	This Year	Var
Jun-25	388	195	-49.7%
Jul-25	304	199	-34.5%
Aug-25	204	228	11.8%
Sep-25	214	107	-50.0%
Oct-25	46	32	-30.4%
Nov-25	10	8	-20.0%
Dec-25	0	1	0.0%
Jan-26	1	1	0.0%
Feb-26	1	1	0.0%
Mar-26	28	9	-67.9%
Apr-26	109	105	-3.7%
May-26	248	253	2.0%
<b>Total</b>	<b>1,553</b>	<b>1,139</b>	<b>-26.7%</b>

Wemyss Bay - Rothesay

MonthYear	Last Year	This Year	Var
Jun-25	554	511	-7.8%
Jul-25	521	483	-7.3%
Aug-25	453	584	28.9%
Sep-25	489	297	-39.3%
Oct-25	130	112	-13.8%
Nov-25	23	17	-26.1%
Dec-25	13	33	153.8%
Jan-26	23	32	39.1%
Feb-26	25	18	-28.0%
Mar-26	113	83	-26.5%
Apr-26	310	289	-6.8%
May-26	748	820	9.6%
<b>Total</b>	<b>3,402</b>	<b>3,279</b>	<b>-3.6%</b>




Reliability & Punctuality



Reliability

Month	Colintraive - Rhubodach	Wemyss Bay - Rothesay
Jun-25	99.8%	99.3%
Jul-25	99.9%	99.5%
Aug-25	98.5%	94.5%
Sep-25	99.3%	97.9%
Oct-25	70.9%	89.3%
Nov-25	91.5%	89.5%
Dec-25	96.9%	86.7%
Jan-26	92.6%	93.9%
Feb-26	96.3%	94.5%
Mar-26	98.8%	91.5%
Apr-26	98.3%	97.7%
May-26	100.0%	99.8%
<b>Total</b>	<b>95.2%</b>	<b>94.5%</b>



Punctuality

Month	Colintraive - Rhubodach	Wemyss Bay - Rothesay
Jun-25	100.0%	98.8%
Jul-25	99.9%	93.8%
Aug-25	99.9%	95.1%
Sep-25	100.0%	96.3%
Oct-25	99.1%	98.8%
Nov-25	100.0%	98.0%
Dec-25	100.0%	96.3%
Jan-26	99.8%	98.5%
Feb-26	99.9%	96.9%
Mar-26	100.0%	96.7%
Apr-26	100.0%	97.5%
May-26	100.0%	98.4%
<b>Total</b>	<b>99.9%</b>	<b>97.1%</b>



Reliability & Punctuality Summary

Summary of Scheduled, Operated, Cancelled, Late & Diverted Sailings  
by Route & Leg

Year	Month	Route	Leg	Operated Sailings	Scheduled Sailings	Additional Sailings	Cancelled Sailings	Diverted Sailings	On Time	Late
2026	May	Colintraive - Rhubodach	Colintraive-Rhubodach	964	962	2	0	0	962	0
2026	May	Colintraive - Rhubodach	Rhubodach-Colintraive	964	962	2	0	0	962	0
2026	May	Wemyss Bay - Rothesay	Rothesay-Wemyss Bay	407	408	0	1	0	399	8
2026	May	Wemyss Bay - Rothesay	Wemyss Bay-Rothesay	407	408	0	1	0	402	5
<b>Total</b>				<b>2,742</b>	<b>2,740</b>	<b>4</b>	<b>2</b>	<b>0</b>	<b>2,725</b>	<b>13</b>