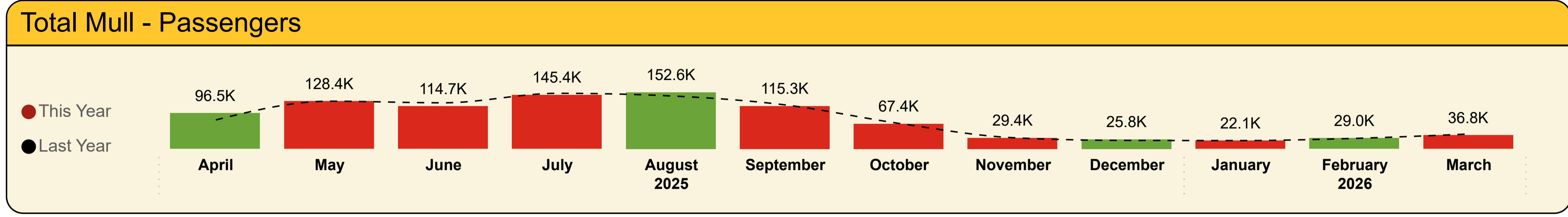




Shipped Passengers



This Month YoY

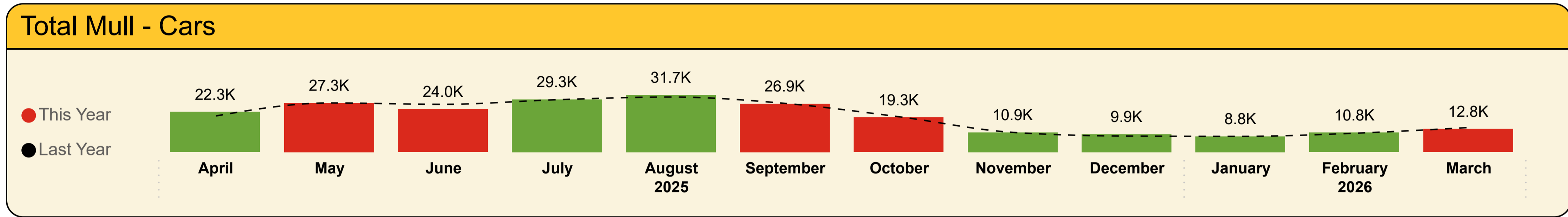
36,759

LY: 40,087 (-8.3%)

YoY

963,427

LY: 953,957 (+1%)



This Month YoY

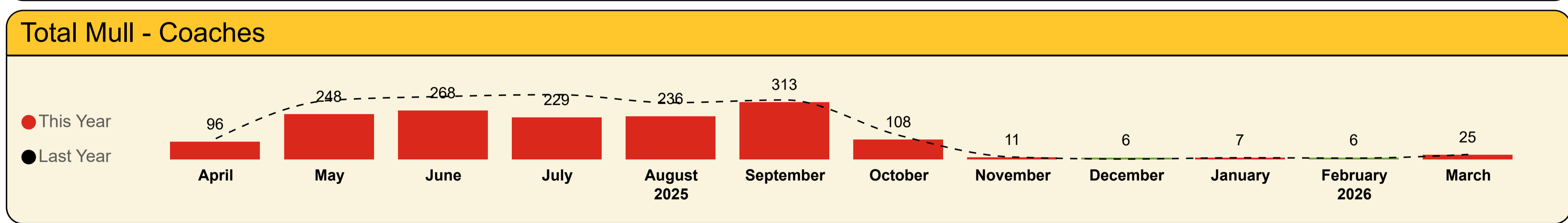
12,841

LY: 13,650 (-5.93%)

YoY

234,034

LY: 233,215 (+0.4%)



This Month YoY

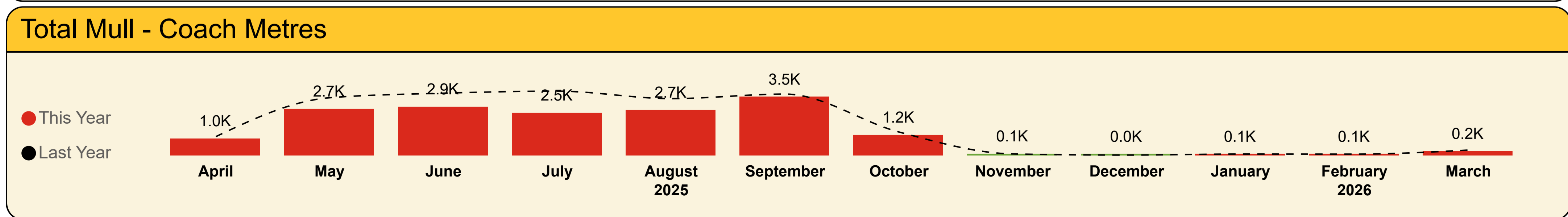
25

LY: 26 (-3.85%)

YoY

1553

LY: 1,953 (-20.5%)



This Month YoY

246.4

LY: 309.3 (-20.3%)

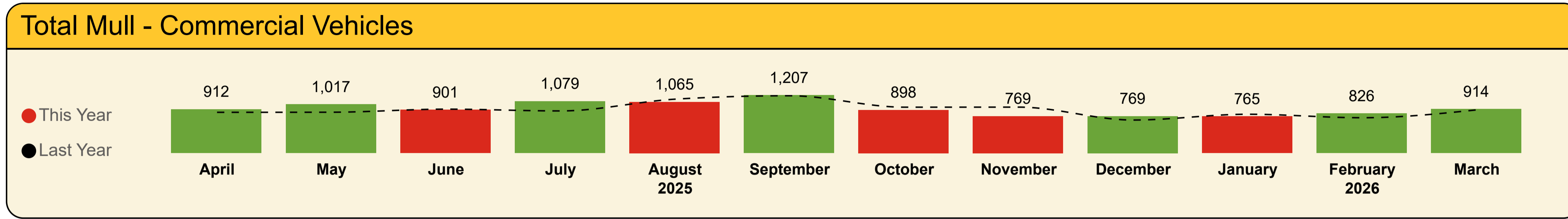
YoY

16.9K

LY: 20.8K (-18.7%)

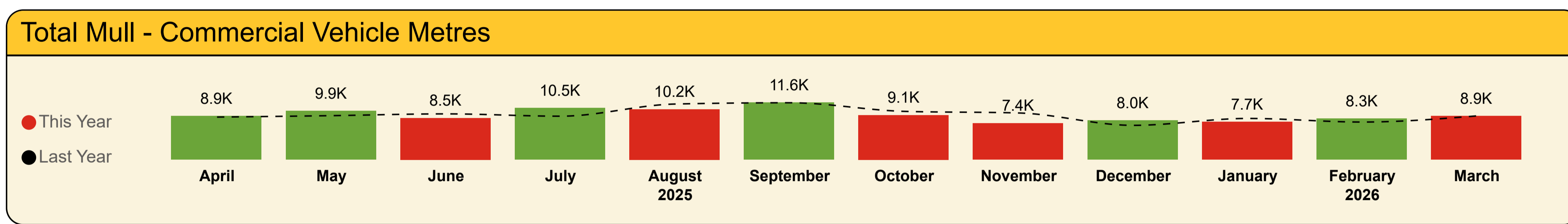


Shipped Passengers



This Month YoY
914
LY: 900 (+1.6%)

YoY
11,122
LY: 10,856 (+2.5%)



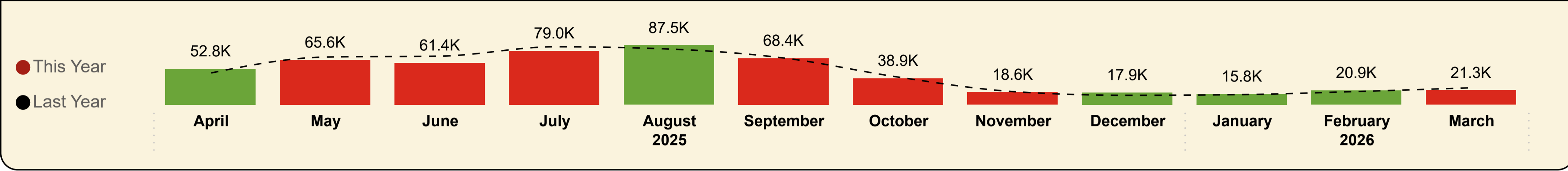
This Month YoY
8.9K
LY: 8.9K (-0.3%)

YoY
108.8K
LY: 109.6K (-0.8%)



Shipped Passengers

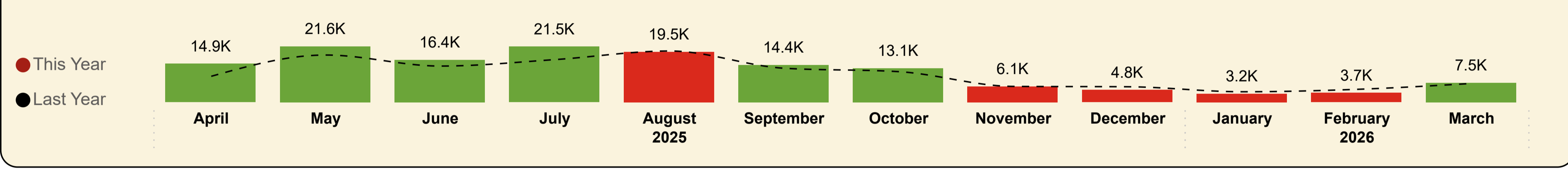
Oban - Craignure



This Month YoY
21,251
LY: 24,838 (-14.44%)

YoY
547,843
LY: 556,159 (-1.5%)

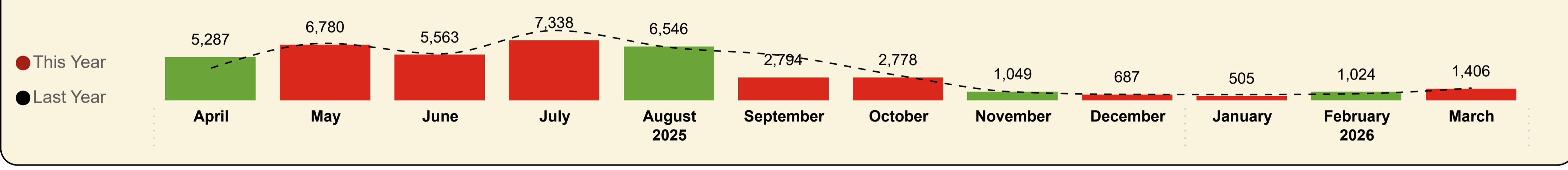
Fishnish - Lochaline



This Month YoY
7,535
LY: 7,254 (+3.87%)

YoY
146,683
LY: 131,920 (+11.2%)

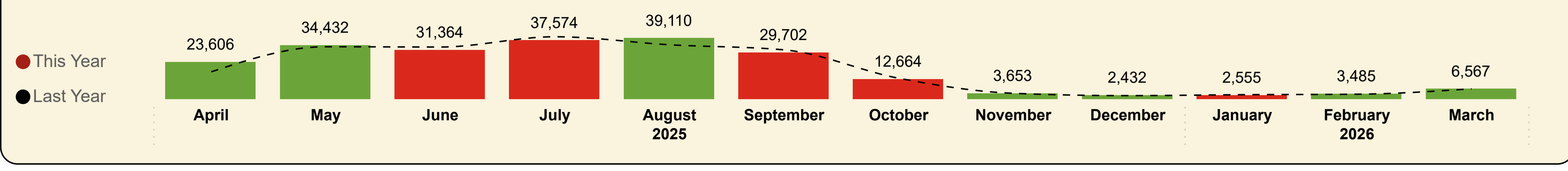
Tobermory - Kilchoan



This Month YoY
1,406
LY: 1,479 (-4.94%)

YoY
41,757
LY: 44,614 (-6.4%)

Fionnphort - Iona

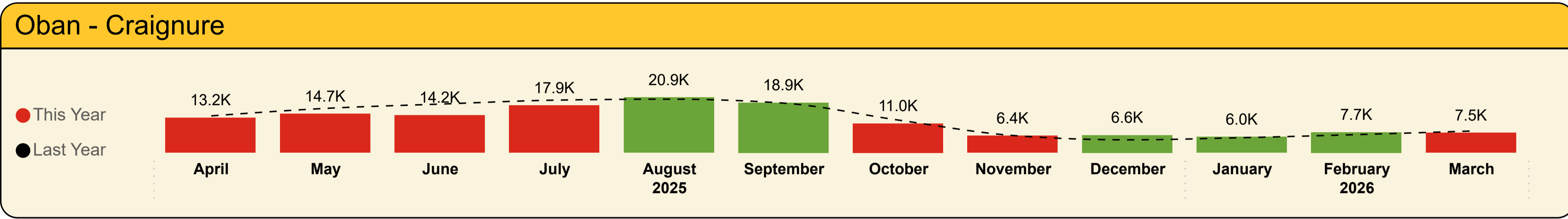


This Month YoY
6,567
LY: 6,516 (+0.78%)

YoY
227,144
LY: 221,264 (+2.7%)

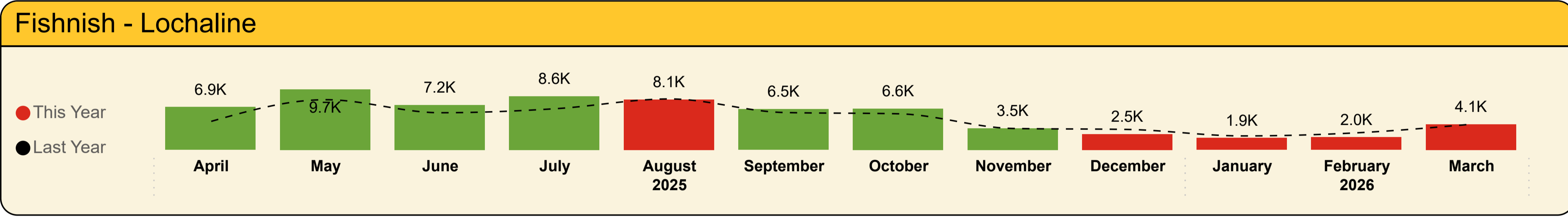


Shipped Cars



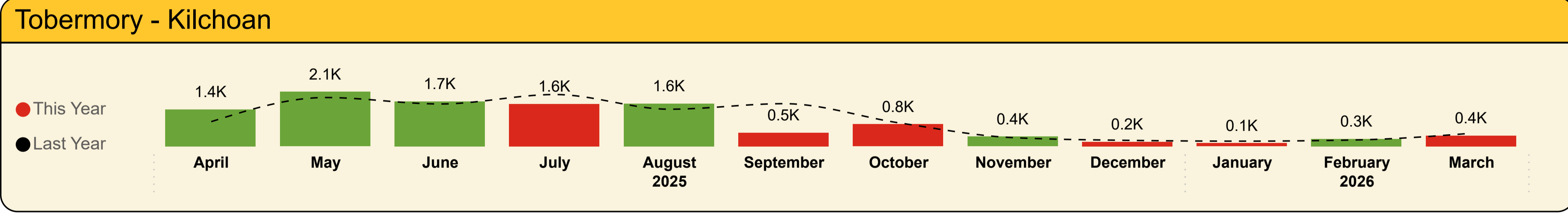
This Month YoY
7,520
LY: 8,211 (-8.42%)

YoY
145,199
LY: 152,370 (-4.7%)




This Month YoY
4,084
LY: 4,106 (-0.54%)

YoY
67,531
LY: 60,763 (+11.1%)



This Month YoY
402
LY: 494 (-18.62%)

YoY
11,066
LY: 11,717 (-5.6%)



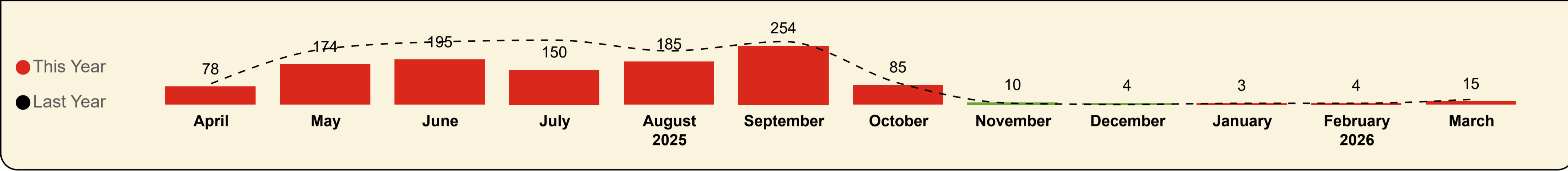
This Month YoY
835
LY: 839 (-0.48%)

YoY
10,238
LY: 8,365 (+22.4%)



Shipped Coaches

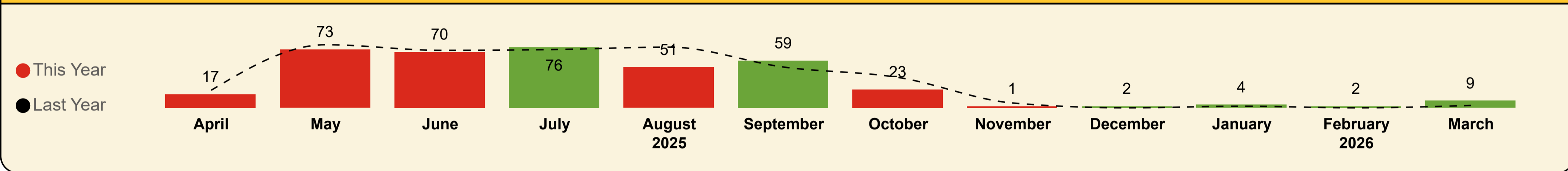
Oban - Craignure



This Month YoY
15
LY: 23 (-34.78%)

YoY
1157
LY: 1,520 (-23.9%)

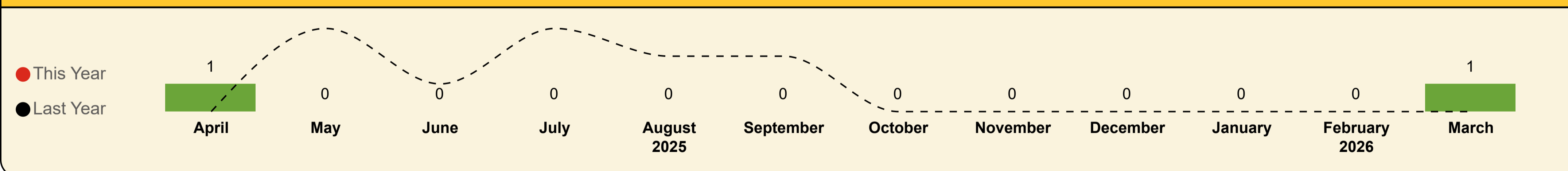
Fishnish - Lochaline



This Month YoY
9
LY: 3 (+200%)

YoY
387
LY: 422 (-8.3%)

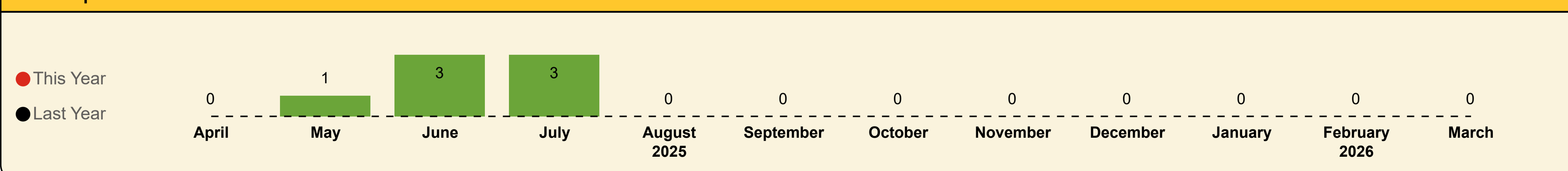
Tobermory - Kilchoan



This Month YoY
1
LY: 0

YoY
2
LY: 11 (-81.8%)

Fionnphort - Iona



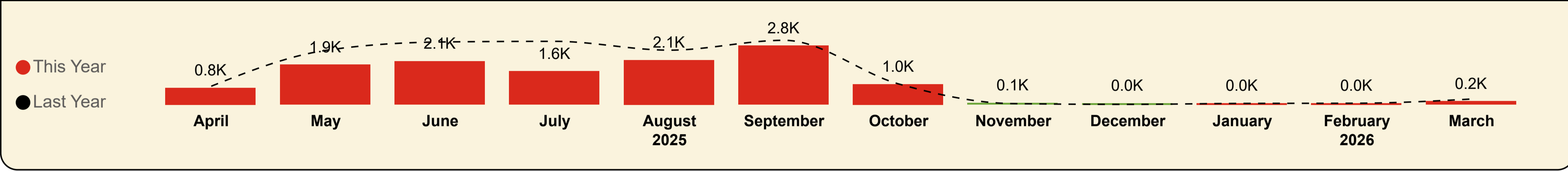
This Month YoY
0
LY: 0

YoY
7
LY: 0



Shipped Coach Metres

Oban - Craignure



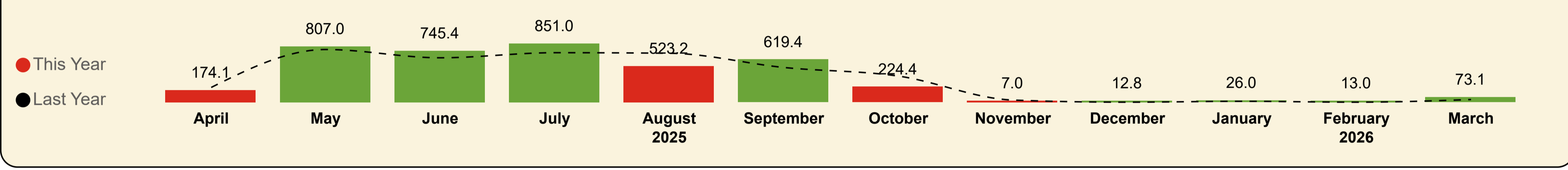
This Month YoY

166.6
LY: 270.9 (-38.5%)

YoY

12.7K
LY: 16.7K (-23.8%)

Fishnish - Lochaline



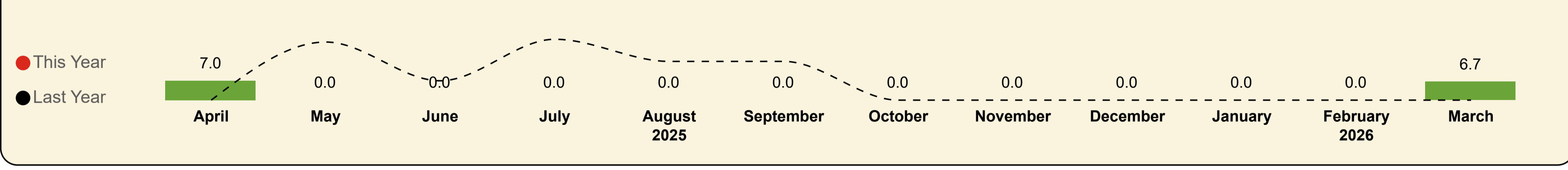
This Month YoY

73.1
LY: 38.4 (+90.4%)

YoY

4.1K
LY: 4.0K (+1.7%)

Tobermory - Kilchoan



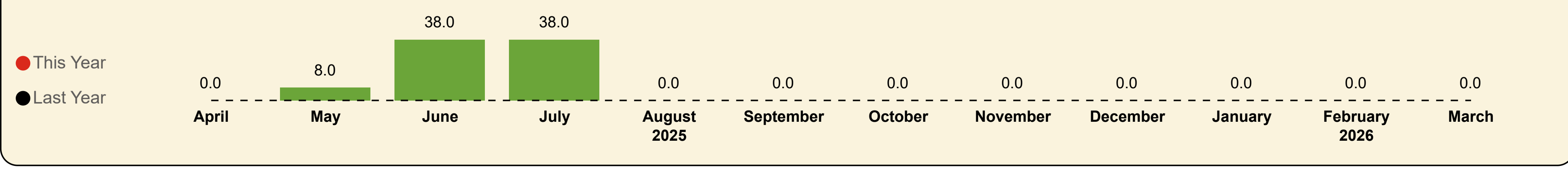
This Month YoY

6.7
LY: 0.0

YoY

13.7
LY: 78.0 (-82.4%)

Fionnphort - Iona



This Month YoY

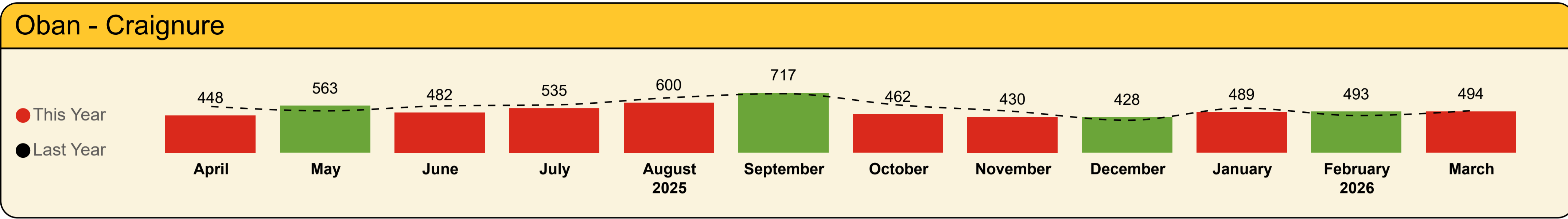
0.0
LY: 0.0

YoY

84.0
LY: 0.0

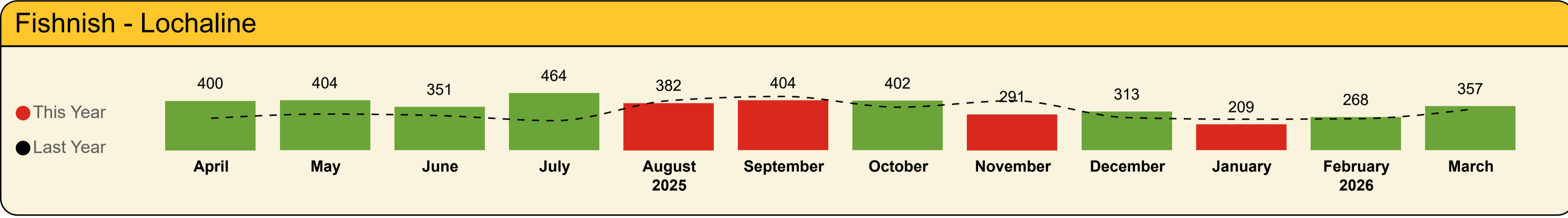


Shipped Commercial Vehicles



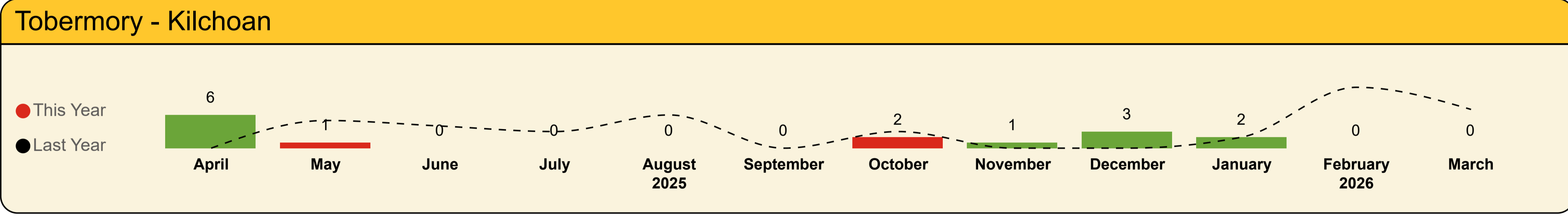
This Month YoY
494
LY: 505 (-2.2%)

YoY
6,141
LY: 6,501 (-5.5%)



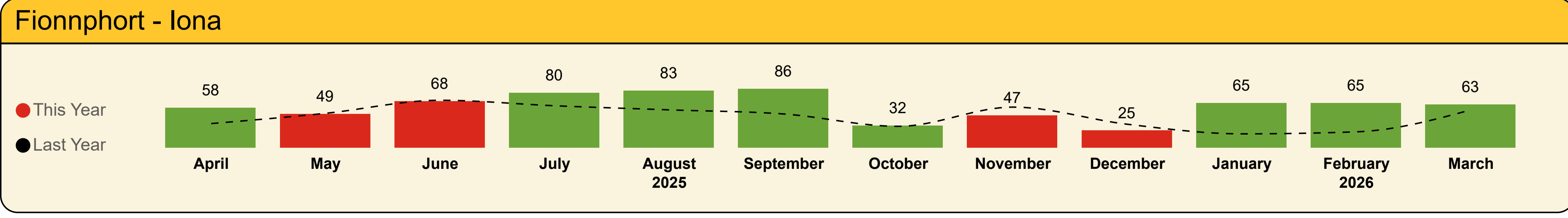
This Month YoY
357
LY: 333 (+7.2%)

YoY
4,245
LY: 3,773 (+12.5%)



This Month YoY
0
LY: 7 (-100%)

YoY
15
LY: 41 (-63.4%)

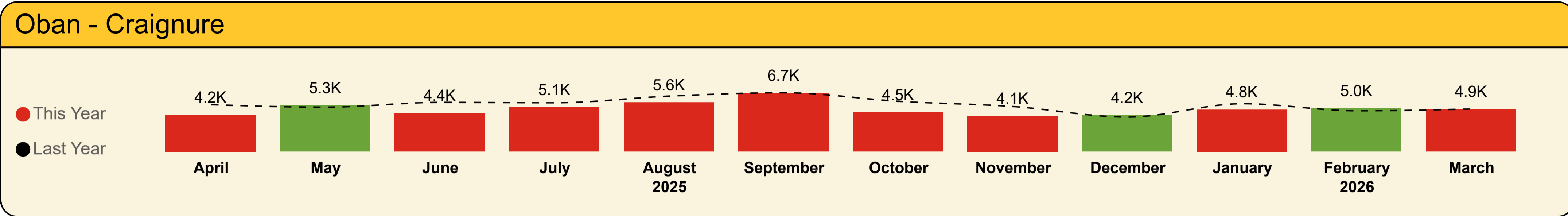


This Month YoY
63
LY: 55 (+14.5%)

YoY
721
LY: 541 (+33.3%)

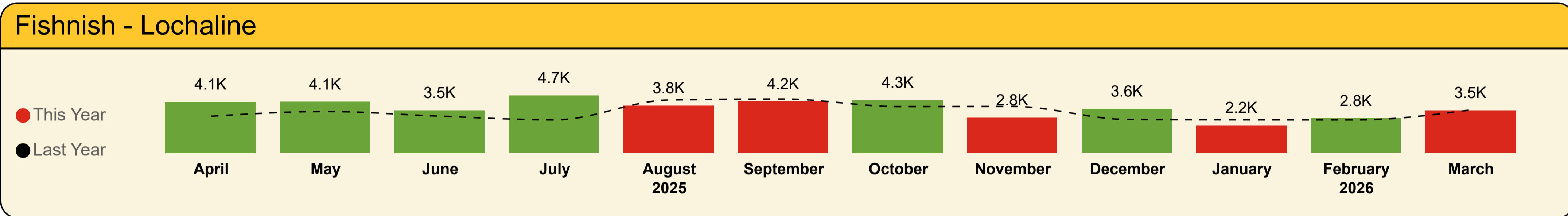


Shipped Commercial Vehicle Metres



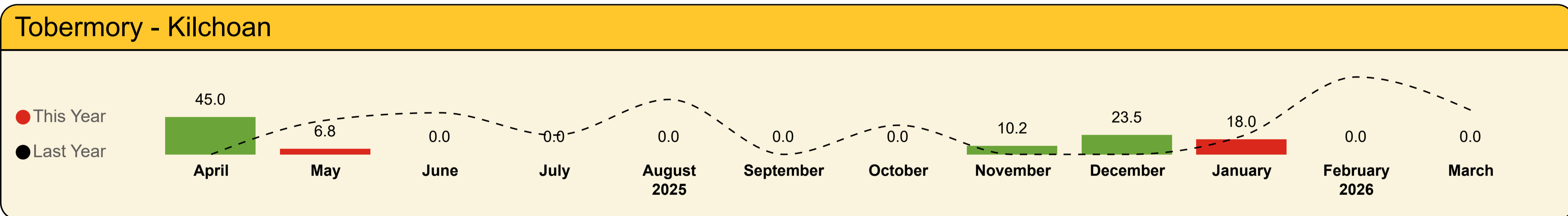
This Month YoY
4.9K
LY: 4.9K (-0.4%)

YoY
58.6K
LY: 64.6K (-9.3%)



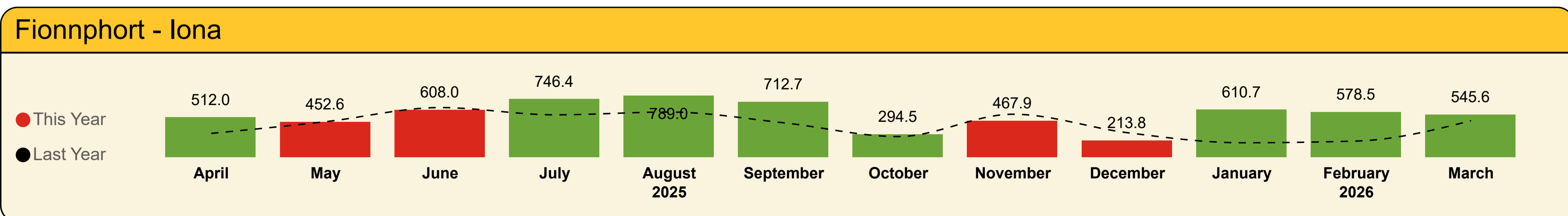
This Month YoY
3.5K
LY: 3.5K (-1%)

YoY
43.6K
LY: 39.7K (+9.7%)



This Month YoY
0.0
LY: 53.0 (-100%)

YoY
103.5
LY: 383.2 (-73%)



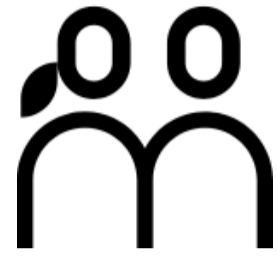
This Month YoY
545.6
LY: 467.2 (+16.8%)

YoY
6.5K
LY: 4.9K (+32.2%)



Mull Total

Contractual Carrying Groups



This Month YoY	YoY
36,759	963,427
LY: 40,087 (-8.3%)	LY: 953,957 (+1%)

Passengers



This Month YoY	YoY
12,841	234,034
LY: 13,650 (-5.9%)	LY: 233,215 (+0.4%)

Cars



This Month YoY	YoY
246.40	16.91K
LY: 309.30 (-20.3%)	LY: 20.80K (-18.7%)

Coach Metres



This Month YoY	YoY
8.86K	108.78K
LY: 8.88K (-0.3%)	LY: 109.63K (-0.8%)

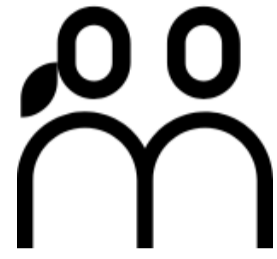
Commercial Vehicle Metres

Year	Month	Last Year	This Year	Variance
2025	April	78,034	96,547	23.7%
2025	May	128,612	128,381	-0.2%
2025	June	124,276	114,719	-7.7%
2025	July	149,915	145,400	-3.0%
2025	August	142,715	152,604	6.9%
2025	September	118,544	115,339	-2.7%
2025	October	68,548	67,413	-1.7%
2025	November	30,039	29,379	-2.2%
2025	December	22,633	25,773	13.9%
2026	January	22,324	22,082	-1.1%
2026	February	28,230	29,031	2.8%
2026	March	40,087	36,759	-8.3%
Total		953,957	963,427	1.0%

Year	Month	Last Year	This Year	Variance
2025	April	18,767	22,315	11.0%
2025	May	25,842	27,309	-0.1%
2025	June	25,956	23,951	-9.9%
2025	July	28,807	29,299	0.5%
2025	August	29,727	31,675	3.4%
2025	September	25,735	26,918	-0.6%
2025	October	18,712	19,307	-1.7%
2025	November	10,536	10,946	0.1%
2025	December	8,607	9,923	11.5%
2026	January	8,537	8,754	0.2%
2026	February	10,318	10,796	2.9%
2026	March	13,364	12,841	-5.9%
Total		224,908	234,034	0.4%

Year	Month	Last Year	This Year	Variance
2025	April	1,102.7	989.5	-10.0%
2025	May	3,262.3	2,734.7	-19.3%
2025	June	3,556.0	2,868.8	-21.6%
2025	July	3,614.8	2,497.7	-33.9%
2025	August	3,306.8	2,667.9	-20.1%
2025	September	3,441.1	3,452.0	-4.3%
2025	October	1,385.2	1,212.5	-11.7%
2025	November	68.1	92.6	13.3%
2025	December	14.7	38.4	161.2%
2026	January	100.1	54.3	-26.7%
2026	February	76.5	51.0	-27.1%
2026	March	345.3	246.4	-20.3%
Total		20,273.5	16,905.7	-18.7%

Year	Month	Last Year	This Year	Variance
2025	April	8,079.3	8,861.3	2.6%
2025	May	8,346.9	9,889.8	10.8%
2025	June	8,690.8	8,467.1	-8.9%
2025	July	8,595.4	10,477.6	18.8%
2025	August	10,860.5	10,226.6	-9.4%
2025	September	11,006.7	11,597.7	0.5%
2025	October	9,576.8	9,055.4	-7.6%
2025	November	9,242.5	7,388.8	-22.0%
2025	December	6,745.9	7,960.1	14.3%
2026	January	8,118.7	7,660.4	-8.4%
2026	February	7,590.6	8,337.3	9.2%
2026	March	8,767.0	8,856.4	-0.3%
Total		105,620.9	108,778.3	-0.8%



This Month YoY	YoY
21,251	547,843
LY: 24,838 (-14.4%)	LY: 556,159 (-1.5%)

Passengers



This Month YoY	YoY
7,520	145,199
LY: 8,211 (-8.4%)	LY: 152,370 (-4.7%)

Cars



This Month YoY	YoY
166.60	12.73K
LY: 270.90 (-38.5%)	LY: 16.71K (-23.8%)

Coach Metres



This Month YoY	YoY
4.86K	58.57K
LY: 4.88K (-0.4%)	LY: 64.58K (-9.3%)

Commercial Vehicle Metres

Year	Month	Last Year	This Year	Variance
2025	April	46,700	52,770	13.0%
2025	May	70,030	65,595	-6.3%
2025	June	71,400	61,389	-14.0%
2025	July	85,140	78,992	-7.2%
2025	August	81,796	87,455	6.9%
2025	September	68,578	68,398	-0.3%
2025	October	40,434	38,856	-3.9%
2025	November	19,248	18,595	-3.4%
2025	December	13,775	17,893	29.9%
2026	January	14,842	15,778	6.3%
2026	February	19,378	20,871	7.7%
2026	March	24,838	21,251	-14.4%
Total		556,159	547,843	-1.5%

Year	Month	Last Year	This Year	Variance
2025	April	13,566	13,223	-5.1%
2025	May	16,121	14,717	-12.2%
2025	June	18,552	14,188	-22.8%
2025	July	20,254	17,868	-10.1%
2025	August	19,902	20,923	3.4%
2025	September	18,018	18,899	0.9%
2025	October	12,031	11,045	-10.4%
2025	November	6,346	6,427	-1.2%
2025	December	4,782	6,621	35.8%
2026	January	5,555	6,032	5.9%
2026	February	6,736	7,736	12.9%
2026	March	8,121	7,520	-8.4%
Total		149,984	145,199	-4.7%

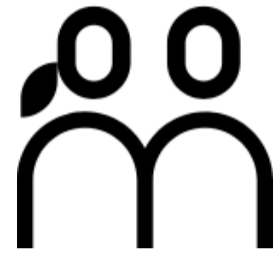
Year	Month	Last Year	This Year	Variance
2025	April	887.3	808.4	-8.8%
2025	May	2,570.1	1,919.7	-26.3%
2025	June	2,977.5	2,085.4	-30.7%
2025	July	2,997.2	1,608.7	-47.1%
2025	August	2,634.0	2,144.7	-18.0%
2025	September	2,930.4	2,832.6	-8.3%
2025	October	987.1	988.1	-0.6%
2025	November	57.1	85.6	68.8%
2025	December	14.7	25.6	74.1%
2026	January	61.1	28.3	-53.7%
2026	February	70.1	38.0	-45.7%
2026	March	271.9	166.6	-38.5%
Total		16,458.4	12,731.7	-23.8%

Year	Month	Last Year	This Year	Variance
2025	April	5,212.3	4,178.4	-22.1%
2025	May	4,934.6	5,280.8	4.0%
2025	June	5,696.0	4,407.3	-21.7%
2025	July	5,597.3	5,072.3	-9.1%
2025	August	6,106.4	5,609.4	-11.6%
2025	September	6,536.8	6,705.6	-0.3%
2025	October	5,750.7	4,480.6	-22.0%
2025	November	5,084.9	4,061.7	-21.2%
2025	December	3,920.1	4,163.2	5.6%
2026	January	5,364.3	4,801.0	-12.3%
2026	February	4,745.2	4,953.9	6.2%
2026	March	4,854.2	4,856.8	-0.4%
Total		63,802.7	58,570.9	-9.3%



Fishnish - Lochaline

Contractual Carrying Groups



This Month YoY	YoY
7,535	146,683
LY: 7,254 (+3.9%)	LY: 131,920 (+11.2%)

Passengers



This Month YoY	YoY
4,084	67,531
LY: 4,106 (-0.5%)	LY: 60,763 (+11.1%)

Cars



This Month YoY	YoY
73.10	4.08K
LY: 38.40 (+90.4%)	LY: 4.01K (+1.7%)

Coach Metres



This Month YoY	YoY
3.45K	43.57K
LY: 3.49K (-1%)	LY: 39.73K (+9.7%)

Commercial Vehicle Metres

Year	Month	Last Year	This Year	Variance
2025	April	10,032	14,884	48.4%
2025	May	18,246	21,574	18.2%
2025	June	13,982	16,403	17.3%
2025	July	16,480	21,496	30.4%
2025	August	19,810	19,493	-1.6%
2025	September	13,142	14,445	9.9%
2025	October	11,825	13,115	10.9%
2025	November	6,124	6,082	-0.7%
2025	December	5,984	4,761	-20.4%
2026	January	4,051	3,244	-19.9%
2026	February	4,990	3,651	-26.8%
2026	March	7,254	7,535	3.9%
Total		131,920	146,683	11.2%

Year	Month	Last Year	This Year	Variance
2025	April	4,206	6,865	50.5%
2025	May	7,807	9,703	20.9%
2025	June	5,741	7,192	21.0%
2025	July	6,416	8,571	30.2%
2025	August	7,962	8,062	-1.1%
2025	September	5,672	6,527	9.2%
2025	October	5,461	6,612	14.6%
2025	November	3,323	3,462	1.1%
2025	December	3,181	2,532	-22.5%
2026	January	2,211	1,899	-14.8%
2026	February	2,729	2,022	-25.9%
2026	March	3,964	4,084	-0.5%
Total		58,673	67,531	11.1%

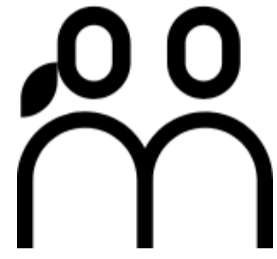
Year	Month	Last Year	This Year	Variance
2025	April	215.4	174.1	-18.5%
2025	May	679.2	807.0	5.8%
2025	June	578.5	745.4	15.9%
2025	July	611.6	851.0	18.7%
2025	August	665.5	523.2	-26.2%
2025	September	489.3	619.4	23.2%
2025	October	398.1	224.4	-40.7%
2025	November	11.0	7.0	-77.4%
2025	December	0.0	12.8	0.0%
2026	January	39.0	26.0	100.0%
2026	February	6.4	13.0	0.0%
2026	March	73.4	73.1	90.4%
Total		3,767.4	4,076.4	1.7%

Year	Month	Last Year	This Year	Variance
2025	April	2,792.0	4,125.9	38.9%
2025	May	3,262.1	4,149.6	23.7%
2025	June	2,805.3	3,451.8	16.1%
2025	July	2,747.0	4,658.9	74.1%
2025	August	4,261.3	3,828.2	-10.9%
2025	September	4,194.4	4,179.3	-4.5%
2025	October	3,584.5	4,280.3	14.0%
2025	November	3,712.1	2,849.0	-24.4%
2025	December	2,636.8	3,559.6	31.4%
2026	January	2,534.4	2,230.8	-16.8%
2026	February	2,540.9	2,804.9	4.9%
2026	March	3,452.7	3,454.0	-1.0%
Total		38,523.3	43,572.3	9.7%



Tobermory - Kilchoan

Contractual Carrying Groups



This Month YoY	YoY
1,406	41,757
LY: 1,479 (-4.9%)	LY: 44,614 (-6.4%)

Passengers



This Month YoY	YoY
402	11,066
LY: 494 (-18.6%)	LY: 11,717 (-5.6%)

Cars



This Month YoY	YoY
6.70	13.70
LY: 0.00	LY: 78.00 (-82.4%)

Coach Metres



This Month YoY	YoY
0.00	103.50
LY: 53.00 (-100%)	LY: 383.20 (-73%)

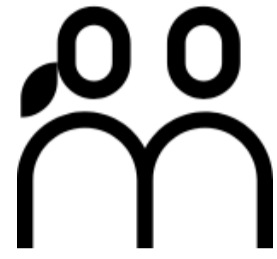
Commercial Vehicle Metres

Year	Month	Last Year	This Year	Variance
2025	April	3,924	5,287	34.7%
2025	May	6,944	6,780	-2.4%
2025	June	5,671	5,563	-1.9%
2025	July	8,513	7,338	-13.8%
2025	August	6,452	6,546	1.5%
2025	September	5,421	2,794	-48.5%
2025	October	3,016	2,778	-7.9%
2025	November	1,016	1,049	3.2%
2025	December	708	687	-3.0%
2026	January	680	505	-25.7%
2026	February	790	1,024	29.6%
2026	March	1,479	1,406	-4.9%
Total		44,614	41,757	-6.4%

Year	Month	Last Year	This Year	Variance
2025	April	874	1,398	50.0%
2025	May	1,778	2,062	11.9%
2025	June	1,545	1,698	6.1%
2025	July	1,876	1,601	-18.1%
2025	August	1,329	1,613	15.0%
2025	September	1,509	512	-68.2%
2025	October	853	836	-5.9%
2025	November	308	371	13.5%
2025	December	214	174	-23.0%
2026	January	197	120	-38.8%
2026	February	242	279	15.3%
2026	March	484	402	-18.6%
Total		11,209	11,066	-5.6%

Year	Month	Last Year	This Year	Variance
2025	April	0.0	7.0	0.0%
2025	May	0.0	0.0	-100.0%
2025	June	0.0	0.0	-100.0%
2025	July	6.0	0.0	-100.0%
2025	August	7.3	0.0	-100.0%
2025	September	14.0	0.0	-100.0%
2025	October	0.0	0.0	0.0%
2025	November	0.0	0.0	0.0%
2025	December	0.0	0.0	0.0%
2026	January	0.0	0.0	0.0%
2026	February	0.0	0.0	0.0%
2026	March	0.0	6.7	0.0%
Total		27.3	13.7	-82.4%

Year	Month	Last Year	This Year	Variance
2025	April	0.0	45.0	0.0%
2025	May	32.0	6.8	-83.4%
2025	June	45.5	0.0	-100.0%
2025	July	23.2	0.0	-100.0%
2025	August	66.0	0.0	-100.0%
2025	September	0.0	0.0	0.0%
2025	October	35.0	0.0	-100.0%
2025	November	0.0	10.2	0.0%
2025	December	0.0	23.5	0.0%
2026	January	22.0	18.0	-18.2%
2026	February	78.0	0.0	-100.0%
2026	March	53.0	0.0	-100.0%
Total		354.7	103.5	-73.0%



This Month YoY	YoY
6,567	227,144
LY: 6,516 (+0.8%)	LY: 221,264 (+2.7%)

Passengers



This Month YoY	YoY
835	10,238
LY: 839 (-0.5%)	LY: 8,365 (+22.4%)

Cars



This Month YoY	YoY
0.00	84.00
LY: 0.00	LY: 0.00

Coach Metres



This Month YoY	YoY
545.60	6.53K
LY: 467.20 (+16.8%)	LY: 4.94K (+32.2%)

Commercial Vehicle Metres

Year	Month	Last Year	This Year	Variance
2025	April	17,378	23,606	35.8%
2025	May	33,392	34,432	3.1%
2025	June	33,223	31,364	-5.6%
2025	July	39,782	37,574	-5.6%
2025	August	34,657	39,110	12.8%
2025	September	31,403	29,702	-5.4%
2025	October	13,273	12,664	-4.6%
2025	November	3,651	3,653	0.1%
2025	December	2,166	2,432	12.3%
2026	January	2,751	2,555	-7.1%
2026	February	3,072	3,485	13.4%
2026	March	6,516	6,567	0.8%
Total		221,264	227,144	2.7%

Year	Month	Last Year	This Year	Variance
2025	April	121	829	22.1%
2025	May	136	827	17.5%
2025	June	118	873	34.7%
2025	July	261	1,259	66.8%
2025	August	534	1,077	27.3%
2025	September	536	980	30.5%
2025	October	367	814	24.5%
2025	November	559	686	1.6%
2025	December	430	596	11.8%
2026	January	574	703	15.1%
2026	February	611	759	13.3%
2026	March	795	835	-0.5%
Total		5,042	10,238	22.4%

Year	Month	Last Year	This Year	Variance
2025	April	0.0	0.0	0.0%
2025	May	13.0	8.0	0.0%
2025	June	0.0	38.0	0.0%
2025	July	0.0	38.0	0.0%
2025	August	0.0	0.0	0.0%
2025	September	7.4	0.0	0.0%
2025	October	0.0	0.0	0.0%
2025	November	0.0	0.0	0.0%
2025	December	0.0	0.0	0.0%
2026	January	0.0	0.0	0.0%
2026	February	0.0	0.0	0.0%
2026	March	0.0	0.0	0.0%
Total		20.4	84.0	0.0%

Year	Month	Last Year	This Year	Variance
2025	April	75.0	512.0	68.3%
2025	May	118.3	452.6	-0.5%
2025	June	144.0	608.0	-4.4%
2025	July	227.8	746.4	37.4%
2025	August	426.8	789.0	36.4%
2025	September	275.5	712.7	61.9%
2025	October	206.6	294.5	11.8%
2025	November	445.5	467.9	-15.0%
2025	December	189.0	213.8	-31.7%
2026	January	198.0	610.7	231.9%
2026	February	226.5	578.5	180.8%
2026	March	407.2	545.6	16.8%
Total		2,940.2	6,531.7	32.2%



Cars



Fionnphort - Iona

Year	Month	Last Year	This Year	Var %
2025	April	76	504	590.1%
2025	May	106	486	508.8%
2025	June	85	479	639.8%
2025	July	202	635	373.2%
2025	August	379	545	103.0%
2025	September	351	550	82.5%
2025	October	263	456	119.3%
2025	November	298	338	3.0%
2025	December	262	385	38.1%
2026	January	375	428	19.0%
2026	February	345	440	22.3%
2026	March	465	449	-0.1%
Total		3,207	5,695	99.0%

Fishnish - Lochaline

Year	Month	Last Year	This Year	Var %
2025	April	3,280	4,792	57.4%
2025	May	5,770	6,510	17.3%
2025	June	4,408	5,286	25.9%
2025	July	4,782	6,358	33.4%
2025	August	6,042	5,968	1.2%
2025	September	4,264	4,586	15.0%
2025	October	3,932	4,530	21.1%
2025	November	2,280	2,481	4.0%
2025	December	2,258	1,771	-20.4%
2026	January	1,404	1,291	-14.1%
2026	February	1,848	1,419	-26.3%
2026	March	2,814	2,930	3.4%
Total		43,082	47,922	13.8%

Oban - Craignure

Year	Month	Last Year	This Year	Var %
2025	April	10,826	10,268	-4.1%
2025	May	12,770	11,477	-10.4%
2025	June	15,095	11,302	-25.0%
2025	July	16,713	14,602	-13.3%
2025	August	16,447	16,916	3.4%
2025	September	14,368	14,699	3.3%
2025	October	9,385	8,391	-10.3%
2025	November	4,994	5,108	0.8%
2025	December	3,892	5,331	37.8%
2026	January	4,354	4,633	7.2%
2026	February	5,377	5,988	14.1%
2026	March	6,452	5,895	-8.4%
Total		120,673	114,610	-4.7%

Tobermory - Kilchoan

Year	Month	Last Year	This Year	Var %
2025	April	718	1,084	53.4%
2025	May	1,337	1,462	11.0%
2025	June	1,207	1,238	2.1%
2025	July	1,530	1,228	-18.2%
2025	August	1,058	1,246	15.0%
2025	September	1,146	165	-85.9%
2025	October	707	677	-2.6%
2025	November	276	304	20.5%
2025	December	189	138	-23.8%
2026	January	177	57	-69.5%
2026	February	214	248	15.3%
2026	March	395	354	-17.1%
Total		8,954	8,201	-8.3%



LGVs



Fionnphort - Iona

Year	Month	Last Year	This Year	Var
2025	April	45	314	597.8%
2025	May	29	328	1,031.0%
2025	June	33	376	1,039.4%
2025	July	52	549	955.8%
2025	August	144	488	238.9%
2025	September	162	402	148.1%
2025	October	96	311	224.0%
2025	November	242	227	-6.2%
2025	December	160	195	21.9%
2026	January	193	214	10.9%
2026	February	250	260	4.0%
2026	March	308	290	-5.8%
Total		1,714	3,954	130.7%

Fishnish - Lochaline

Year	Month	Last Year	This Year	Var
2025	April	458	933	103.7%
2025	May	907	1,123	23.8%
2025	June	650	990	52.3%
2025	July	902	1,041	15.4%
2025	August	936	1,015	8.4%
2025	September	711	930	30.8%
2025	October	886	1,223	38.0%
2025	November	824	721	-12.5%
2025	December	771	596	-22.7%
2026	January	698	479	-31.4%
2026	February	719	439	-38.9%
2026	March	864	811	-6.1%
Total		9,326	10,301	10.5%

Oban - Craignure

Year	Month	Last Year	This Year	Var
2025	April	1,190	1,002	-15.8%
2025	May	1,067	944	-11.5%
2025	June	1,230	896	-27.2%
2025	July	1,255	1,073	-14.5%
2025	August	1,206	1,159	-3.9%
2025	September	1,170	1,225	4.7%
2025	October	1,197	1,048	-12.4%
2025	November	917	856	-6.7%
2025	December	635	810	27.6%
2026	January	888	924	4.1%
2026	February	982	1,199	22.1%
2026	March	1,103	966	-12.4%
Total		12,840	12,102	-5.7%

Tobermory - Kilchoan

Year	Month	Last Year	This Year	Var
2025	April	21	46	119.0%
2025	May	36	64	77.8%
2025	June	47	55	17.0%
2025	July	41	47	14.6%
2025	August	25	43	72.0%
2025	September	42	3	-92.9%
2025	October	33	36	9.1%
2025	November	15	39	160.0%
2025	December	10	7	-30.0%
2026	January	10	2	-80.0%
2026	February	15	7	-53.3%
2026	March	44	16	-63.6%
Total		339	365	7.7%



Motorhomes



Fionnphort - Iona

Year	Month	Last Year	This Year	Var
2025	April	0	0	0.0%
2025	May	0	2	0.0%
2025	June	0	0	0.0%
2025	July	0	8	0.0%
2025	August	2	4	100.0%
2025	September	3	2	-33.3%
2025	October	4	1	-75.0%
2025	November	4	1	-75.0%
2025	December	2	2	0.0%
2026	January	4	4	0.0%
2026	February	3	2	-33.3%
2026	March	4	1	-75.0%
Total		26	27	3.8%

Fishnish - Lochaline

Year	Month	Last Year	This Year	Var
2025	April	368	721	95.9%
2025	May	948	1,274	34.4%
2025	June	541	784	44.9%
2025	July	567	941	66.0%
2025	August	738	878	19.0%
2025	September	557	867	55.7%
2025	October	407	576	41.5%
2025	November	80	105	31.3%
2025	December	54	86	59.3%
2026	January	25	59	136.0%
2026	February	57	71	24.6%
2026	March	137	228	66.4%
Total		4,479	6,590	47.1%

Oban - Craignure

Year	Month	Last Year	This Year	Var
2025	April	1,274	1,494	17.3%
2025	May	1,885	1,679	-10.9%
2025	June	1,824	1,390	-23.8%
2025	July	1,840	1,539	-16.4%
2025	August	1,797	2,019	12.4%
2025	September	1,928	2,158	11.9%
2025	October	887	878	-1.0%
2025	November	237	239	0.8%
2025	December	137	275	100.7%
2026	January	129	183	41.9%
2026	February	184	254	38.0%
2026	March	341	387	13.5%
Total		12,463	12,495	0.3%

Tobermory - Kilchoan

Year	Month	Last Year	This Year	Var
2025	April	129	200	55.0%
2025	May	394	429	8.9%
2025	June	283	275	-2.8%
2025	July	290	252	-13.1%
2025	August	237	230	-3.0%
2025	September	312	44	-85.9%
2025	October	108	105	-2.8%
2025	November	11	18	63.6%
2025	December	9	10	11.1%
2026	January	2	1	-50.0%
2026	February	10	16	60.0%
2026	March	31	28	-9.7%
Total		1,816	1,608	-11.5%



Caravans



Fionnphort - Iona

Year	Month	Last Year	This Year	Var
2025	April	0	0	0.0%
2025	May	0	0	0.0%
2025	June	0	0	0.0%
2025	July	0	0	0.0%
2025	August	1	0	-100.0%
2025	September	0	0	0.0%
2025	October	0	0	0.0%
2025	November	0	0	0.0%
2025	December	0	0	0.0%
2026	January	0	0	0.0%
2026	February	0	0	0.0%
2026	March	0	0	0.0%
Total		1	0	-100.0%

Fishnish - Lochaline

Year	Month	Last Year	This Year	Var
2025	April	21	27	28.6%
2025	May	17	48	182.4%
2025	June	23	28	21.7%
2025	July	30	33	10.0%
2025	August	46	32	-30.4%
2025	September	22	23	4.5%
2025	October	20	18	-10.0%
2025	November	8	1	-87.5%
2025	December	4	3	-25.0%
2026	January	8	7	-12.5%
2026	February	5	5	0.0%
2026	March	7	4	-42.9%
Total		211	229	8.5%

Oban - Craignure

Year	Month	Last Year	This Year	Var
2025	April	63	75	19.0%
2025	May	161	168	4.3%
2025	June	145	147	1.4%
2025	July	141	101	-28.4%
2025	August	132	133	0.8%
2025	September	108	127	17.6%
2025	October	82	68	-17.1%
2025	November	12	7	-41.7%
2025	December	6	10	66.7%
2026	January	9	5	-44.4%
2026	February	5	13	160.0%
2026	March	13	14	7.7%
Total		877	868	-1.0%

Tobermory - Kilchoan

Year	Month	Last Year	This Year	Var
2025	April	6	2	-66.7%
2025	May	3	1	-66.7%
2025	June	0	2	0.0%
2025	July	5	2	-60.0%
2025	August	0	4	0.0%
2025	September	1	0	-100.0%
2025	October	1	0	-100.0%
2025	November	0	0	0.0%
2025	December	0	0	0.0%
2026	January	0	0	0.0%
2026	February	0	0	0.0%
2026	March	0	0	0.0%
Total		16	11	-31.3%



Trailers



Fionnphort - Iona

Year	Month	Last Year	This Year	Var
2025	April	0	14	0.0%
2025	May	1	8	700.0%
2025	June	0	16	0.0%
2025	July	3	30	900.0%
2025	August	8	43	437.5%
2025	September	15	20	33.3%
2025	October	2	32	1,500.0%
2025	November	15	10	-33.3%
2025	December	6	9	50.0%
2026	January	1	28	2,700.0%
2026	February	12	43	258.3%
2026	March	12	45	275.0%
Total		75	298	297.3%

Fishnish - Lochaline

Year	Month	Last Year	This Year	Var
2025	April	78	136	74.4%
2025	May	154	188	22.1%
2025	June	102	132	29.4%
2025	July	123	187	52.0%
2025	August	186	153	-17.7%
2025	September	113	110	-2.7%
2025	October	206	258	25.2%
2025	November	124	138	11.3%
2025	December	93	71	-23.7%
2026	January	73	60	-17.8%
2026	February	97	74	-23.7%
2026	March	137	115	-16.1%
Total		1,486	1,622	9.2%

Oban - Craignure

Year	Month	Last Year	This Year	Var
2025	April	189	147	-22.2%
2025	May	202	166	-17.8%
2025	June	223	155	-30.5%
2025	July	270	223	-17.4%
2025	August	286	318	11.2%
2025	September	398	383	-3.8%
2025	October	421	360	-14.5%
2025	November	161	176	9.3%
2025	December	103	143	38.8%
2026	January	146	179	22.6%
2026	February	172	208	20.9%
2026	March	184	151	-17.9%
Total		2,755	2,609	-5.3%

Tobermory - Kilchoan

Year	Month	Last Year	This Year	Var
2025	April	0	9	0.0%
2025	May	6	14	133.3%
2025	June	8	3	-62.5%
2025	July	7	4	-42.9%
2025	August	4	5	25.0%
2025	September	8	1	-87.5%
2025	October	4	13	225.0%
2025	November	4	10	150.0%
2025	December	0	6	0.0%
2026	January	8	0	-100.0%
2026	February	3	8	166.7%
2026	March	14	3	-78.6%
Total		66	76	15.2%



Motorbikes



Fionnphort - Iona

Year	Month	Last Year	This Year	Var
2025	April	2	0	-100.0%
2025	May	1	2	100.0%
2025	June	1	0	-100.0%
2025	July	4	0	-100.0%
2025	August	1	2	100.0%
2025	September	2	0	-100.0%
2025	October	2	2	0.0%
2025	November	0	1	0.0%
2025	December	1	0	-100.0%
2026	January	0	2	0.0%
2026	February	4	0	-100.0%
2026	March	0	2	0.0%
Total		18	11	-38.9%

Fishnish - Lochaline

Year	Month	Last Year	This Year	Var
2025	April	79	103	30.4%
2025	May	345	424	22.9%
2025	June	261	257	-1.5%
2025	July	227	210	-7.5%
2025	August	127	239	88.2%
2025	September	224	223	-0.4%
2025	October	41	27	-34.1%
2025	November	13	25	92.3%
2025	December	0	2	0.0%
2026	January	0	0	0.0%
2026	February	0	0	0.0%
2026	March	20	10	-50.0%
Total		1,337	1,520	13.7%

Oban - Craignure

Year	Month	Last Year	This Year	Var
2025	April	108	151	39.8%
2025	May	443	392	-11.5%
2025	June	382	354	-7.3%
2025	July	284	297	4.6%
2025	August	272	346	27.2%
2025	September	333	273	-18.0%
2025	October	39	45	15.4%
2025	November	12	10	-16.7%
2025	December	5	4	-20.0%
2026	January	6	2	-66.7%
2026	February	13	7	-46.2%
2026	March	30	28	-6.7%
Total		1,927	1,909	-0.9%

Tobermory - Kilchoan

Year	Month	Last Year	This Year	Var
2025	April	40	80	100.0%
2025	May	185	182	-1.6%
2025	June	171	179	4.7%
2025	July	109	59	-45.9%
2025	August	63	62	-1.6%
2025	September	147	26	-82.3%
2025	October	16	17	6.3%
2025	November	1	3	200.0%
2025	December	0	0	0.0%
2026	January	0	0	0.0%
2026	February	1	0	-100.0%
2026	March	2	10	400.0%
Total		735	618	-15.9%



Bicycles



Fionnphort - Iona

Year	Month	Last Year	This Year	Var
2025	April	3	110	3,566.7%
2025	May	4	236	5,800.0%
2025	June	21	148	604.8%
2025	July	135	139	3.0%
2025	August	148	230	55.4%
2025	September	159	140	-11.9%
2025	October	55	24	-56.4%
2025	November	2	9	350.0%
2025	December	0	1	0.0%
2026	January	2	4	100.0%
2026	February	2	1	-50.0%
2026	March	14	13	-7.1%
Total		545	1,055	93.6%

Fishnish - Lochaline

Year	Month	Last Year	This Year	Var
2025	April	31	56	80.6%
2025	May	95	168	76.8%
2025	June	79	103	30.4%
2025	July	103	40	-61.2%
2025	August	51	58	13.7%
2025	September	48	72	50.0%
2025	October	11	21	90.9%
2025	November	5	9	80.0%
2025	December	0	11	0.0%
2026	January	2	2	0.0%
2026	February	9	3	-66.7%
2026	March	3	11	266.7%
Total		437	554	26.8%

Oban - Craignure

Year	Month	Last Year	This Year	Var
2025	April	261	412	57.9%
2025	May	703	898	27.7%
2025	June	570	597	4.7%
2025	July	766	762	-0.5%
2025	August	537	640	19.2%
2025	September	517	405	-21.7%
2025	October	119	154	29.4%
2025	November	69	72	4.3%
2025	December	22	15	-31.8%
2026	January	32	37	15.6%
2026	February	64	42	-34.4%
2026	March	115	110	-4.3%
Total		3,775	4,144	9.8%

Tobermory - Kilchoan

Year	Month	Last Year	This Year	Var
2025	April	19	31	63.2%
2025	May	163	136	-16.6%
2025	June	90	108	20.0%
2025	July	136	53	-61.0%
2025	August	54	85	57.4%
2025	September	105	1	-99.0%
2025	October	18	2	-88.9%
2025	November	3	1	-66.7%
2025	December	0	0	0.0%
2026	January	1	0	-100.0%
2026	February	2	1	-50.0%
2026	March	8	19	137.5%
Total		599	437	-27.0%




Reliability & Punctuality



Reliability

Year	Month	Fionnphort - Iona	Fishnish - Lochaline	Oban - Craignure	Tobermory - Kilchoan
2025	April	100.0%	99.8%	91.7%	96.5%
	May	99.1%	96.9%	100.0%	99.0%
	June	100.0%	100.0%	100.0%	100.0%
	July	100.0%	99.3%	100.0%	99.8%
	August	97.2%	97.6%	93.8%	89.1%
	September	98.2%	99.0%	99.3%	84.7%
	October	92.3%	96.9%	86.4%	87.8%
	November	94.2%	99.0%	92.6%	94.6%
	December	77.4%	97.2%	88.3%	92.3%
	2026	January	92.7%	89.2%	88.5%
February		98.5%	96.0%	98.2%	92.5%
March		94.6%	94.5%	72.2%	94.4%
Total		96.5%	97.4%	93.5%	93.8%



Punctuality

Year	Month	Fionnphort - Iona	Fishnish - Lochaline	Oban - Craignure	Tobermory - Kilchoan
2025	April	97.1%	96.1%	93.2%	98.5%
	May	97.8%	90.0%	92.6%	98.3%
	June	97.2%	98.7%	91.7%	96.8%
	July	96.9%	92.3%	92.2%	97.8%
	August	97.3%	96.6%	91.6%	98.9%
	September	95.9%	93.1%	94.5%	99.7%
	October	97.1%	86.9%	97.0%	99.3%
	November	96.7%	99.3%	93.8%	98.1%
	December	93.3%	100.0%	93.0%	98.1%
	2026	January	95.5%	97.1%	86.7%
February		96.2%	99.2%	94.3%	98.6%
March		98.8%	95.6%	76.6%	97.5%
Total		96.9%	95.1%	92.0%	98.4%



Reliability & Punctuality Summary

Summary of Scheduled, Operated, Cancelled, Late & Diverted Sailings by Route and Leg by Route & Leg

Year	Month	Route	Leg	Operated Sailings	Scheduled Sailings	Additional Sailings	Cancelled Sailings	Diverted Sailings	On Time	Late
2026	March	Fionnphort - Iona	Fionnphort-Iona	282	261	39	12	0	238	5
2026	March	Fionnphort - Iona	Iona-Fionnphort	279	272	30	17	0	248	1
2026	March	Fishnish - Lochaline	Fishnish-Lochaline	300	316	1	17	0	285	14
2026	March	Fishnish - Lochaline	Lochaline-Fishnish	299	316	1	18	0	286	12
2026	March	Oban - Craignure	Craignure-Oban	160	193	19	52	0	106	35
2026	March	Oban - Craignure	Oban-Craignure	158	192	21	55	0	107	30
2026	March	Tobermory - Kilchoan	Kilchoan-Tobermory	101	107	0	6	0	99	2
2026	March	Tobermory - Kilchoan	Tobermory-Kilchoan	101	107	0	6	0	98	3
Total				1,680	1,764	111	183	0	1,467	102

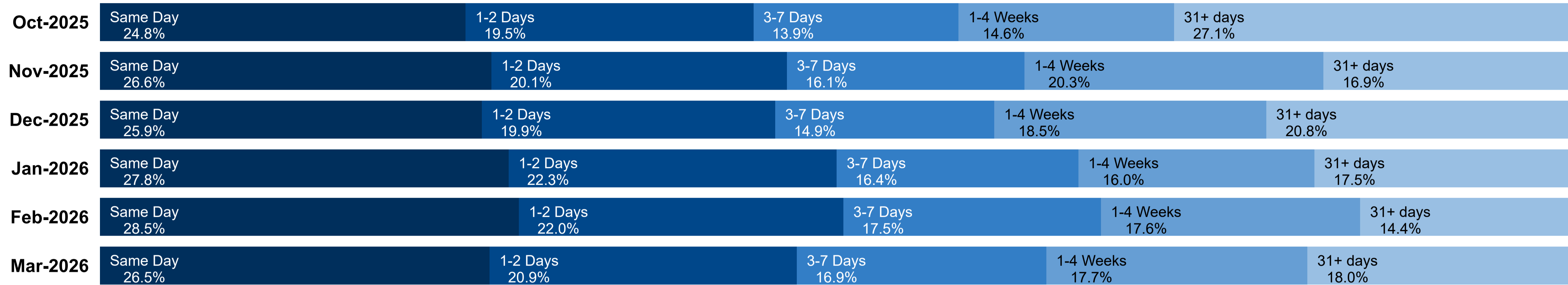
Monthly Performance Pack

Booking Lead Time by Month of Travel

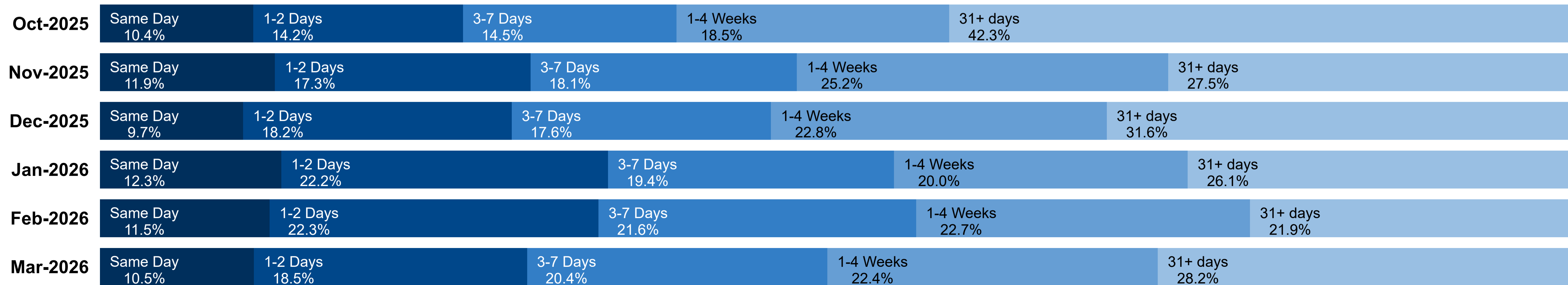


This visual shows how far in advance customers book their travel, grouped by the month in which they actually travel.

All Bookings



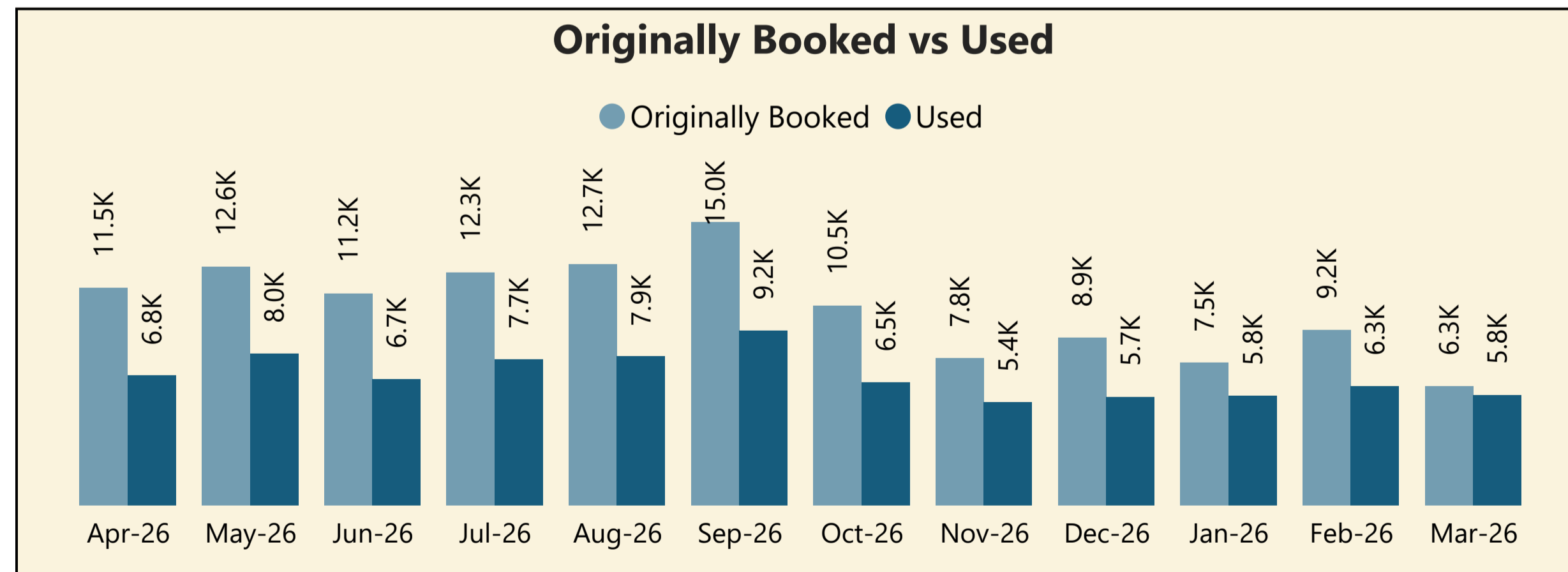
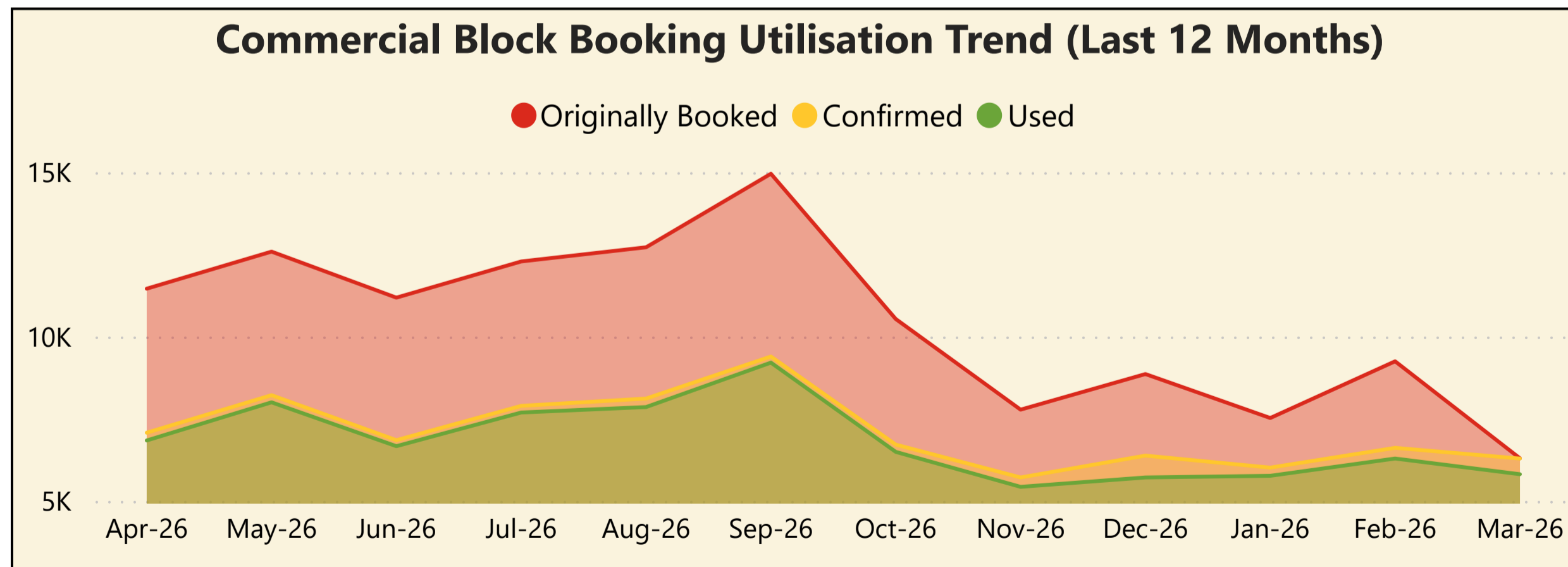
Bookings with Vehicles





Block Booked vs Utilised

Route Name	Month Year	Originally Booked	Booked 24hrs Prior	Confirmed	No Show	Used	Confirmed vs Block Booked	Used vs Confirmed	Used vs Block Booked
Oban - Craignure	Apr-2025	11,456	8,856	7,075	236	6,839	62%	97%	60%
Oban - Craignure	May-2025	12,584	10,408	8,217	217	8,000	65%	97%	64%
Oban - Craignure	Jun-2025	11,183	8,679	6,848	183	6,665	61%	97%	60%
Oban - Craignure	Jul-2025	12,284	9,554	7,892	203	7,690	64%	97%	63%
Oban - Craignure	Aug-2025	12,715	9,990	8,114	259	7,856	64%	97%	62%
Oban - Craignure	Sep-2025	14,952	11,613	9,393	186	9,207	63%	98%	62%
Oban - Craignure	Oct-2025	10,534	7,778	6,714	221	6,492	64%	97%	62%
Oban - Craignure	Nov-2025	7,776	5,545	5,714	286	5,429	73%	95%	70%
Oban - Craignure	Dec-2025	8,859	6,407	6,379	665	5,714	72%	90%	64%
Oban - Craignure	Jan-2026	7,522	6,161	6,013	249	5,765	80%	96%	77%
Oban - Craignure	Feb-2026	9,247	6,659	6,615	326	6,290	72%	95%	68%
Oban - Craignure	Mar-2026	6,296	6,448	6,289	477	5,812	100%	92%	92%
Total		125,408	98,098	85,263	3,506	81,757	68%	96%	65%



Note: This report shows block bookings made by block booking customers for any commercial vehicle over 6 metres in length or any LGV that consumes High Lane Metreage. It does not include any bookings on sailings that were cancelled by CalMac. High Lane Metreage refers to deck metreage for high vehicles such as Commercials or LGVs.