


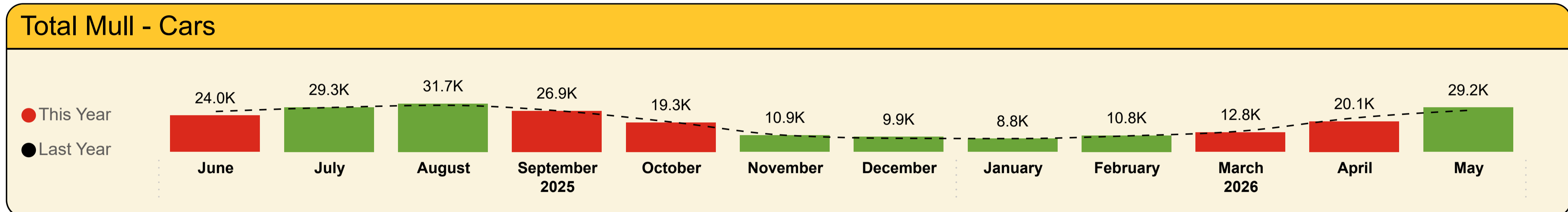


Shipped Passengers



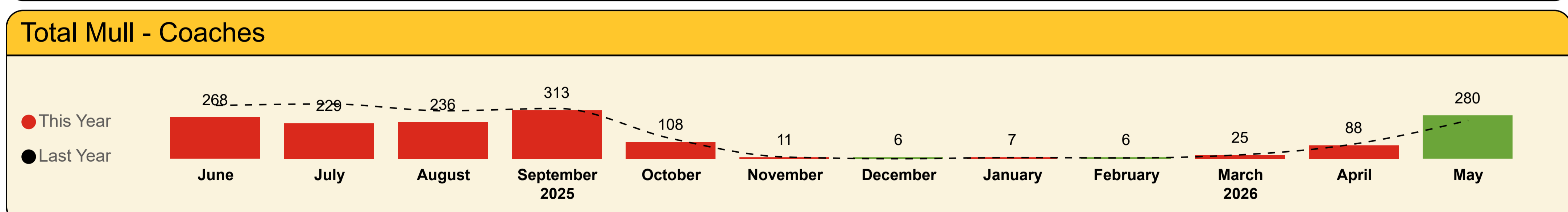
This Month YoY
135,154
 LY: 128,381 (+5.28%)

YoY
955,204
 LY: 972,239 (-1.8%)



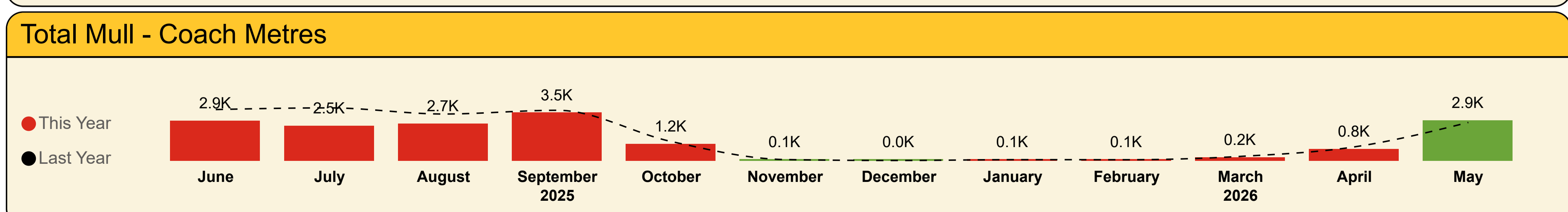
This Month YoY
29,187
 LY: 27,309 (+6.88%)

YoY
233,660
 LY: 235,404 (-0.7%)



This Month YoY
280
 LY: 248 (+12.9%)

YoY
1577
 LY: 1,861 (-15.3%)

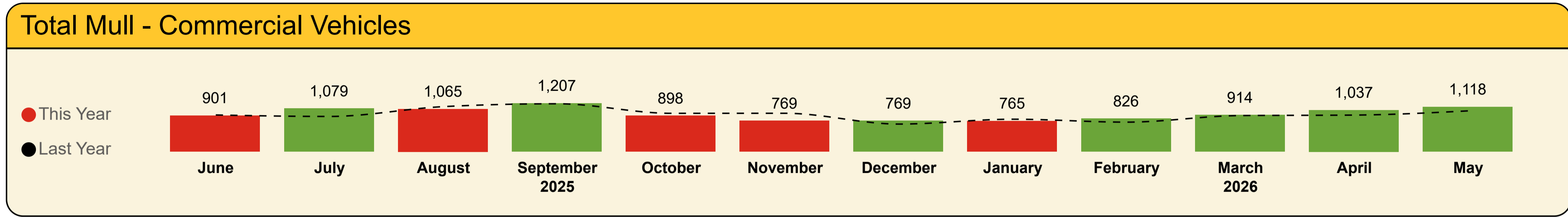


This Month YoY
2.9K
 LY: 2.7K (+5.9%)

YoY
16.9K
 LY: 20.0K (-15.5%)

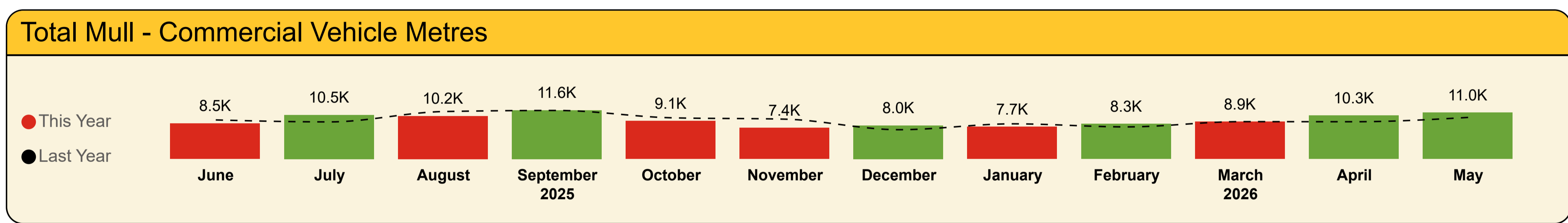


Shipped Passengers



This Month YoY
1,118
LY: 1,017 (+9.9%)

YoY
11,348
LY: 11,085 (+2.4%)

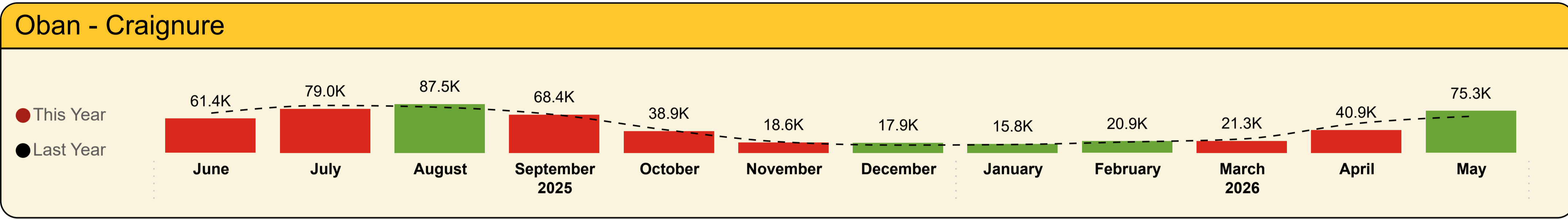


This Month YoY
11.0K
LY: 9.9K (+11.5%)

YoY
111.4K
LY: 110.8K (+0.5%)

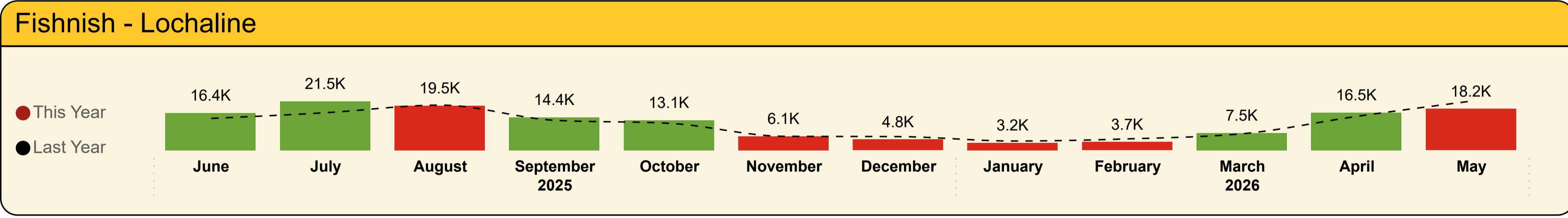


Shipped Passengers



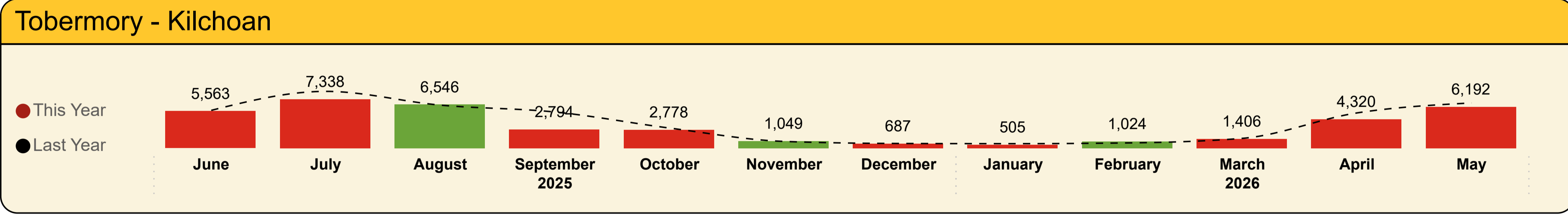
This Month YoY
75,274
 LY: 65,595 (+14.76%)

YoY
545,686
 LY: 557,794 (-2.2%)



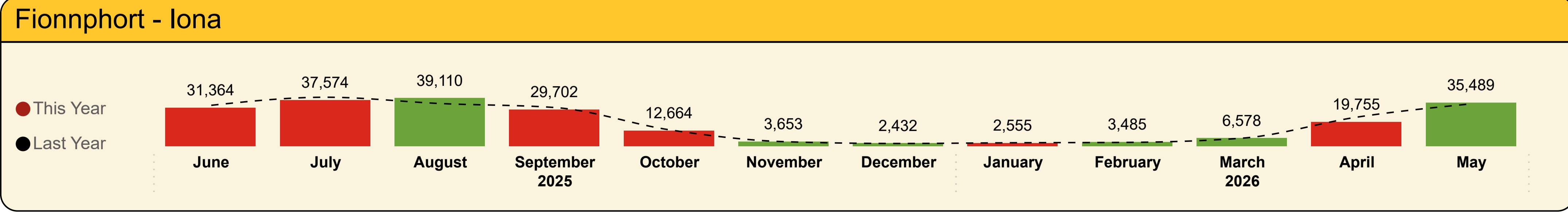
This Month YoY
18,199
 LY: 21,574 (-15.64%)

YoY
144,955
 LY: 140,100 (+3.5%)



This Month YoY
6,192
 LY: 6,780 (-8.67%)

YoY
40,202
 LY: 45,813 (-12.2%)

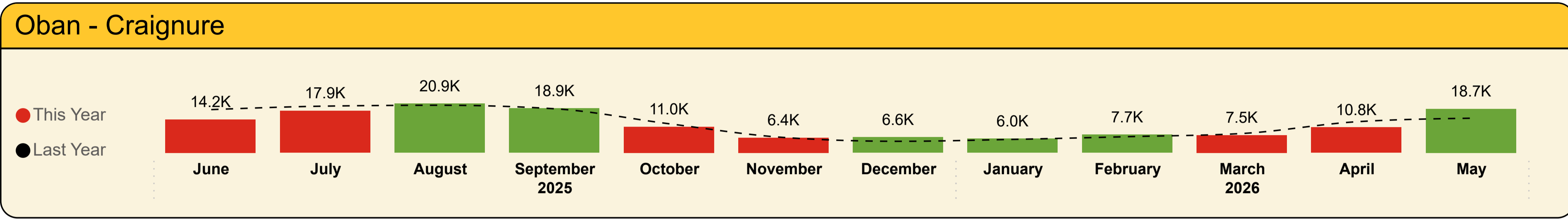


This Month YoY
35,489
 LY: 34,432 (+3.07%)

YoY
224,361
 LY: 228,532 (-1.8%)

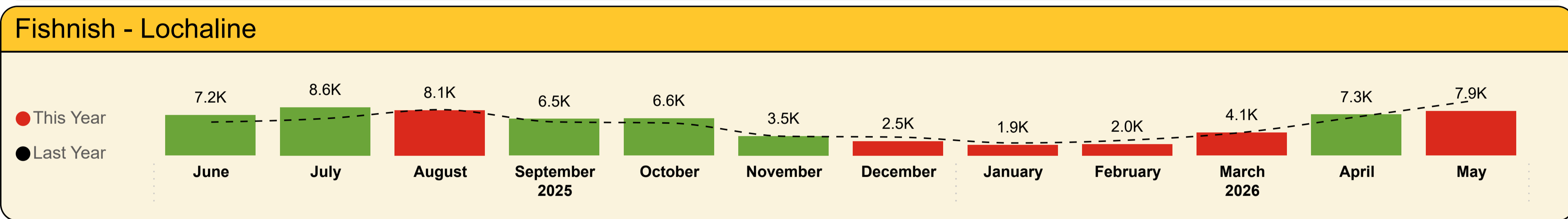


Shipped Cars



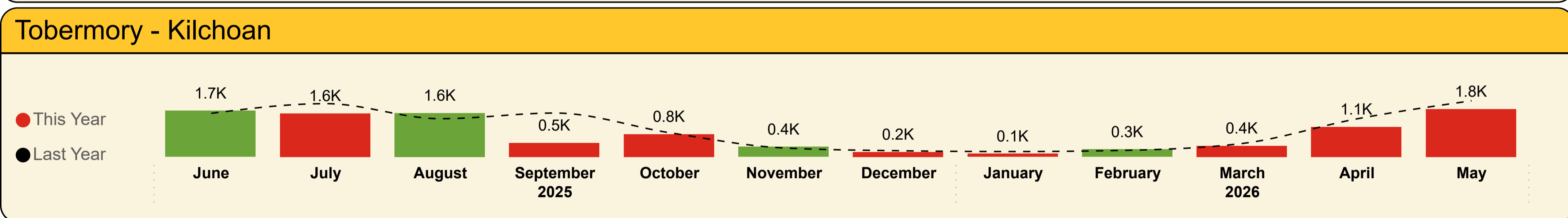
This Month YoY
18,729
LY: 14,717 (+27.26%)

YoY
146,803
LY: 149,621 (-1.9%)




This Month YoY
7,906
LY: 9,703 (-18.52%)

YoY
66,179
LY: 64,743 (+2.2%)



This Month YoY
1,755
LY: 2,062 (-14.89%)

YoY
10,467
LY: 12,402 (-15.6%)

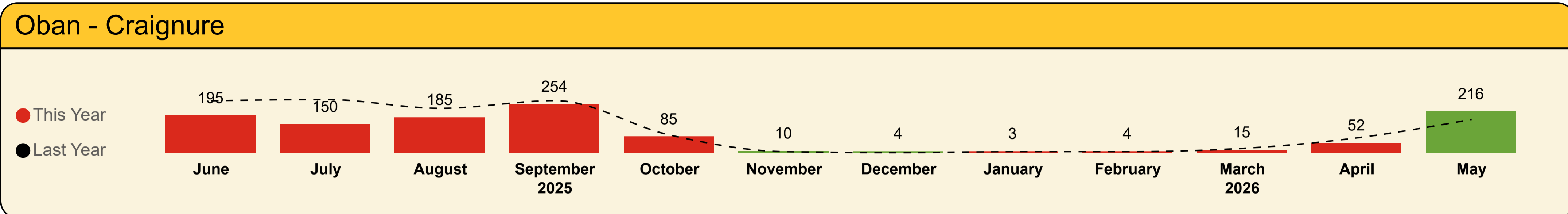


This Month YoY
797
LY: 827 (-3.63%)

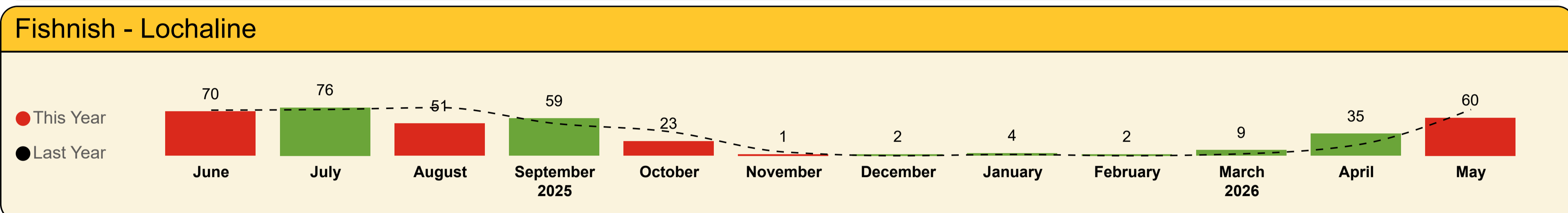
YoY
10,211
LY: 8,638 (+18.2%)



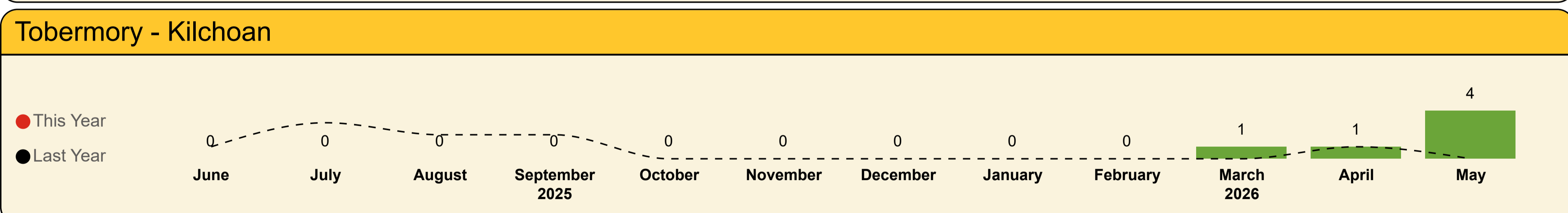
Shipped Coaches



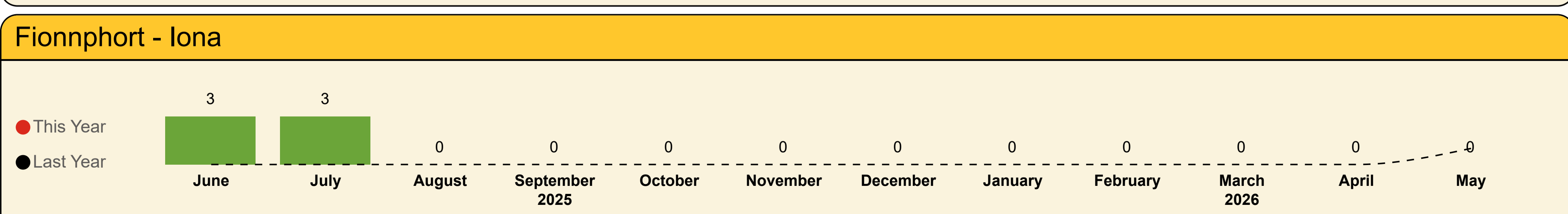
This Month YoY
216 LY: 174 (+24.14%)
YoY
1173 LY: 1,440 (-18.5%)



This Month YoY
60 LY: 73 (-17.81%)
YoY
392 LY: 411 (-4.6%)



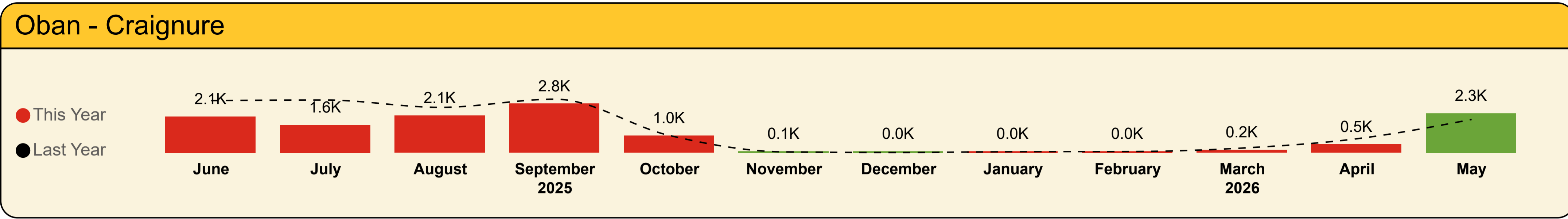
This Month YoY
4 LY: 0
YoY
6 LY: 9 (-33.3%)



This Month YoY
0 LY: 1 (-100%)
YoY
6 LY: 1 (+500%)

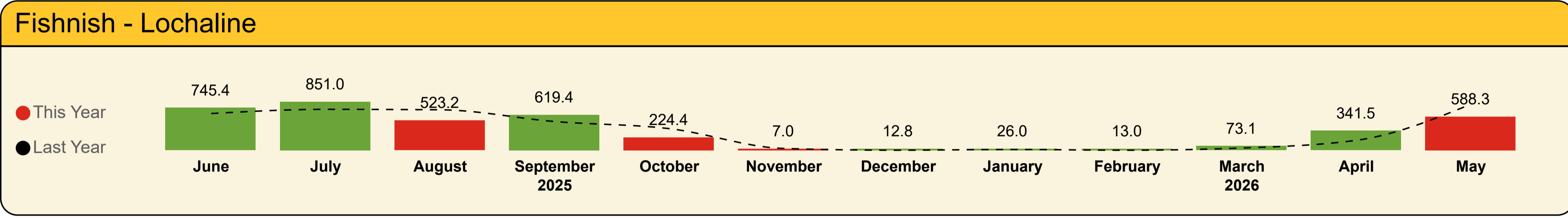


Shipped Coach Metres



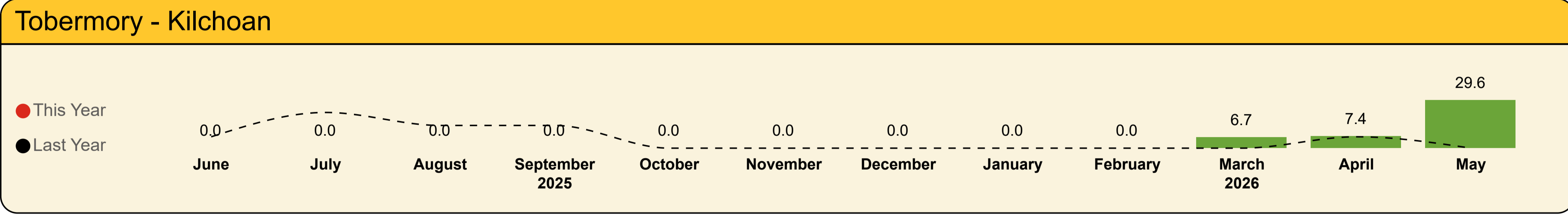
This Month YoY
2.3K
LY: 1.9K (+18.6%)

YoY
12.8K
LY: 15.9K (-19.9%)



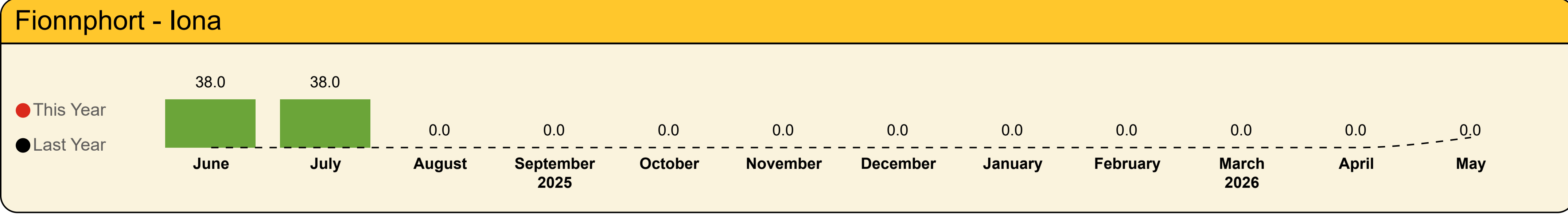
This Month YoY
588.3
LY: 807.0 (-27.1%)

YoY
4.0K
LY: 4.0K (+0.3%)



This Month YoY
29.6
LY: 0.0

YoY
43.7
LY: 64.0 (-31.7%)

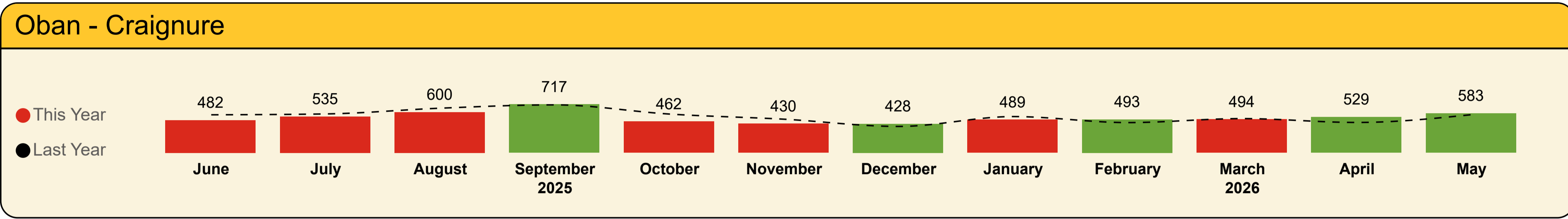


This Month YoY
0.0
LY: 8.0 (-100%)

YoY
76.0
LY: 8.0 (+850%)

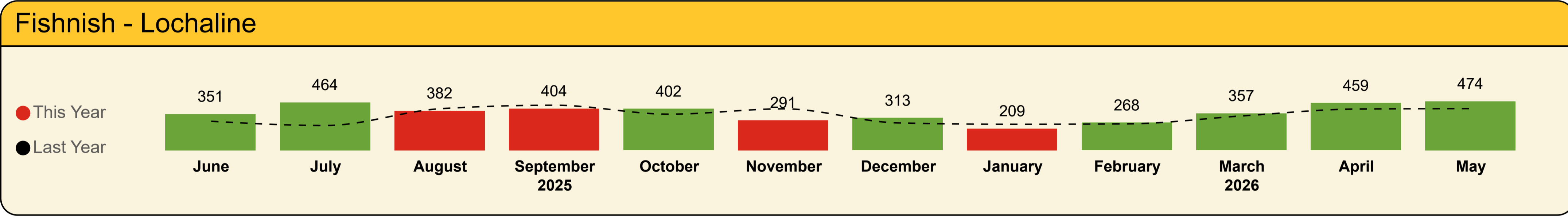


Shipped Commercial Vehicles



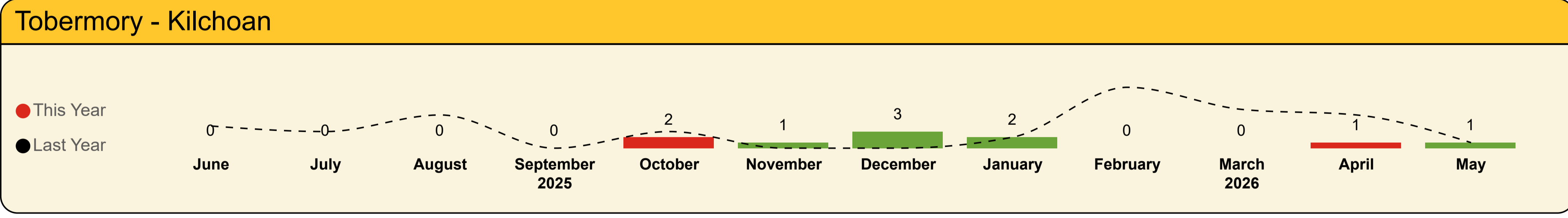
This Month YoY
583
LY: 563 (+3.6%)

YoY
6,242
LY: 6,456 (-3.3%)



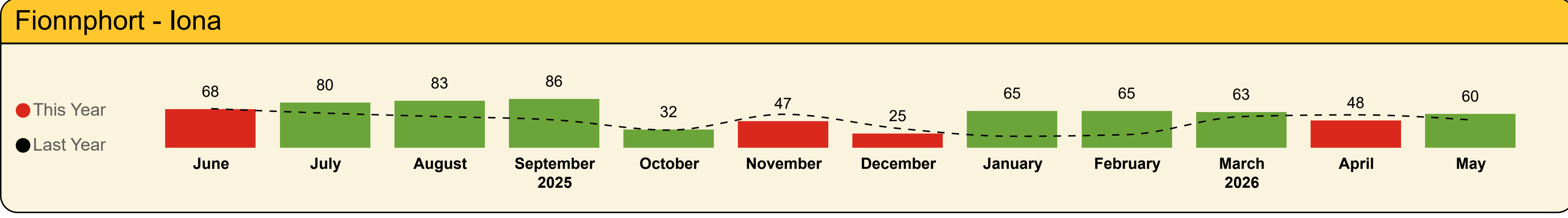
This Month YoY
474
LY: 404 (+17.3%)

YoY
4,374
LY: 4,023 (+8.7%)



This Month YoY
1
LY: 1 (+0%)

YoY
10
LY: 43 (-76.7%)

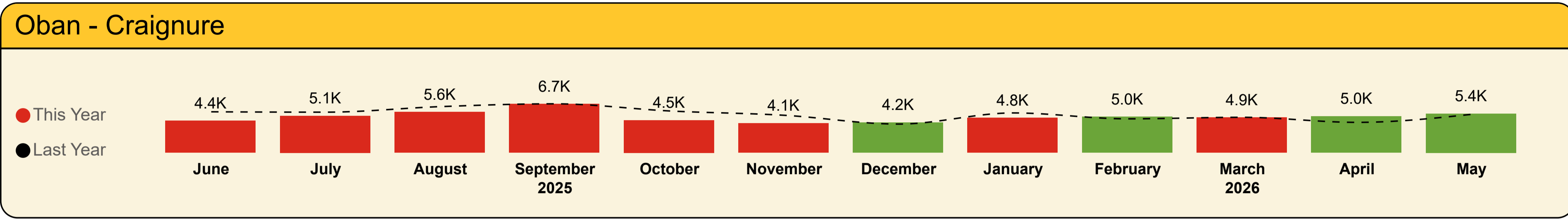


This Month YoY
60
LY: 49 (+22.4%)

YoY
722
LY: 563 (+28.2%)

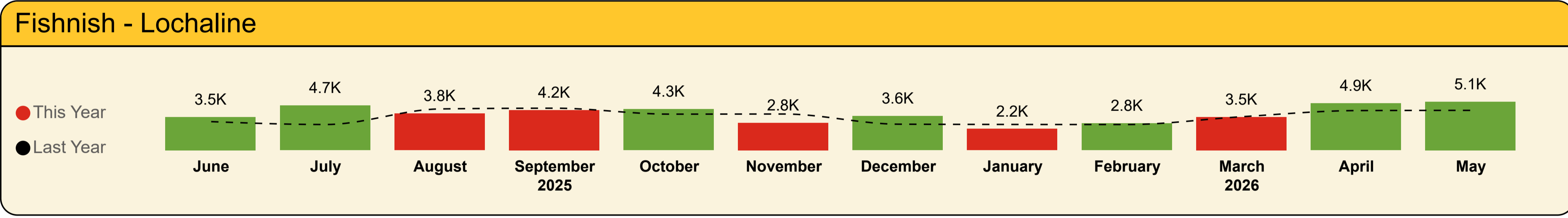


Shipped Commercial Vehicle Metres




This Month YoY
5.4K
LY: 5.3K (+1.9%)

YoY
59.5K
LY: 63.6K (-6.4%)



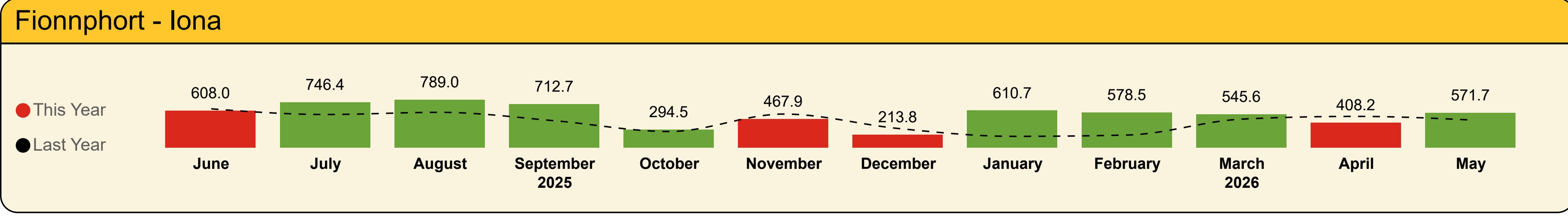
This Month YoY
5.1K
LY: 4.1K (+21.9%)

YoY
45.2K
LY: 41.7K (+8.6%)



This Month YoY
21.0
LY: 6.8 (+208.8%)

YoY
96.7
LY: 394.0 (-75.5%)



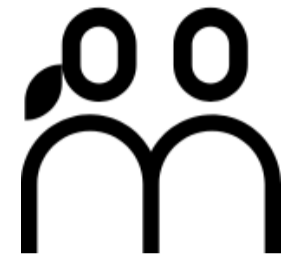
This Month YoY
571.7
LY: 452.6 (+26.3%)

YoY
6.5K
LY: 5.1K (+27.2%)



Mull Total

Contractual Carrying Groups



This Month 135,154	This Year 955,204
Last Year 128,381	Last Year 972,239
Variance 5.3%	Variance -1.8%

This Month 29,187	This Year 233,660
Last Year 27,309	Last Year 235,404
Variance 6.9%	Variance -0.7%

This Month 2,895	This Year 16,920
Last Year 2,735	Last Year 20,030
Variance 5.9%	Variance -15.5%

This Month 11,029	This Year 111,395
Last Year 9,890	Last Year 110,814
Variance 11.5%	Variance 0.5%

Passengers

Cars

Coach Metres

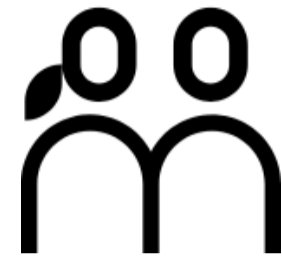
Commercial Vehicle Metres

Month	Last Year	This Year	Variance
Jun-25	124,276	114,719	-7.7%
Jul-25	149,915	145,400	-3.0%
Aug-25	142,715	152,604	6.9%
Sep-25	118,544	115,339	-2.7%
Oct-25	68,548	67,413	-1.7%
Nov-25	30,039	29,379	-2.2%
Dec-25	22,633	25,773	13.9%
Jan-26	22,324	22,082	-1.1%
Feb-26	28,230	29,031	2.8%
Mar-26	40,087	36,770	-8.3%
Apr-26	96,547	81,540	-15.5%
May-26	128,381	135,154	5.3%
Total	972,239	955,204	-1.8%

Month	Last Year	This Year	Variance
Jun-25	26,573	23,951	-9.9%
Jul-25	29,157	29,299	0.5%
Aug-25	30,631	31,675	3.4%
Sep-25	27,073	26,918	-0.6%
Oct-25	19,635	19,307	-1.7%
Nov-25	10,933	10,946	0.1%
Dec-25	8,901	9,923	11.5%
Jan-26	8,735	8,754	0.2%
Feb-26	10,492	10,796	2.9%
Mar-26	13,650	12,841	-5.9%
Apr-26	22,315	20,063	-10.1%
May-26	27,309	29,187	6.9%
Total	235,404	233,660	-0.7%

Month	Last Year	This Year	Variance
Jun-25	3,659	2,869	-21.6%
Jul-25	3,778	2,498	-33.9%
Aug-25	3,340	2,668	-20.1%
Sep-25	3,606	3,452	-4.3%
Oct-25	1,373	1,213	-11.7%
Nov-25	82	93	13.3%
Dec-25	15	38	161.2%
Jan-26	74	54	-26.7%
Feb-26	70	51	-27.1%
Mar-26	309	246	-20.3%
Apr-26	989	844	-14.7%
May-26	2,735	2,895	5.9%
Total	20,030	16,920	-15.5%

Month	Last Year	This Year	Variance
Jun-25	9,290	8,467	-8.9%
Jul-25	8,822	10,478	18.8%
Aug-25	11,285	10,227	-9.4%
Sep-25	11,543	11,598	0.5%
Oct-25	9,801	9,055	-7.6%
Nov-25	9,472	7,389	-22.0%
Dec-25	6,966	7,960	14.3%
Jan-26	8,363	7,660	-8.4%
Feb-26	7,635	8,337	9.2%
Mar-26	8,885	8,856	-0.3%
Apr-26	8,861	10,339	16.7%
May-26	9,890	11,029	11.5%
Total	110,814	111,395	0.5%



This Month 75,274	This Year 545,686
Last Year 65,595	Last Year 557,794
Variance 14.8%	Variance -2.2%

This Month 18,729	This Year 146,803
Last Year 14,717	Last Year 149,621
Variance 27.3%	Variance -1.9%

This Month 2,277	This Year 12,775
Last Year 1,920	Last Year 15,944
Variance 18.6%	Variance -19.9%

This Month 5,379	This Year 59,508
Last Year 5,281	Last Year 63,596
Variance 1.9%	Variance -6.4%

Passengers

Cars

Coach Metres

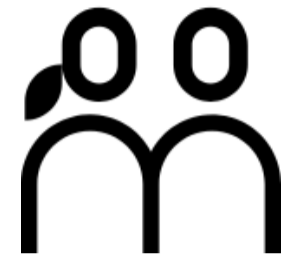
Commercial Vehicle Metres

Month	Last Year	This Year	Variance
Jun-25	71,400	61,389	-14.0%
Jul-25	85,140	78,992	-7.2%
Aug-25	81,796	87,455	6.9%
Sep-25	68,578	68,398	-0.3%
Oct-25	40,434	38,856	-3.9%
Nov-25	19,248	18,595	-3.4%
Dec-25	13,775	17,893	29.9%
Jan-26	14,842	15,778	6.3%
Feb-26	19,378	20,871	7.7%
Mar-26	24,838	21,251	-14.4%
Apr-26	52,770	40,934	-22.4%
May-26	65,595	75,274	14.8%
Total	557,794	545,686	-2.2%

Month	Last Year	This Year	Variance
Jun-25	18,383	14,188	-22.8%
Jul-25	19,865	17,868	-10.1%
Aug-25	20,232	20,923	3.4%
Sep-25	18,734	18,899	0.9%
Oct-25	12,322	11,045	-10.4%
Nov-25	6,508	6,427	-1.2%
Dec-25	4,877	6,621	35.8%
Jan-26	5,698	6,032	5.9%
Feb-26	6,851	7,736	12.9%
Mar-26	8,211	7,520	-8.4%
Apr-26	13,223	10,815	-18.2%
May-26	14,717	18,729	27.3%
Total	149,621	146,803	-1.9%

Month	Last Year	This Year	Variance
Jun-25	3,009	2,085	-30.7%
Jul-25	3,039	1,609	-47.1%
Aug-25	2,617	2,145	-18.0%
Sep-25	3,089	2,833	-8.3%
Oct-25	995	988	-0.6%
Nov-25	51	86	68.8%
Dec-25	15	26	74.1%
Jan-26	61	28	-53.7%
Feb-26	70	38	-45.7%
Mar-26	271	167	-38.5%
Apr-26	808	495	-38.8%
May-26	1,920	2,277	18.6%
Total	15,944	12,775	-19.9%

Month	Last Year	This Year	Variance
Jun-25	5,630	4,407	-21.7%
Jul-25	5,580	5,072	-9.1%
Aug-25	6,343	5,609	-11.6%
Sep-25	6,728	6,706	-0.3%
Oct-25	5,747	4,481	-22.0%
Nov-25	5,153	4,062	-21.2%
Dec-25	3,944	4,163	5.6%
Jan-26	5,475	4,801	-12.3%
Feb-26	4,663	4,954	6.2%
Mar-26	4,875	4,857	-0.4%
Apr-26	4,178	5,017	20.1%
May-26	5,281	5,379	1.9%
Total	63,596	59,508	-6.4%



This Month 18,199	This Year 144,955
Last Year 21,574 Variance -15.6%	Last Year 140,100 Variance 3.5%

This Month 7,906	This Year 66,179
Last Year 9,703 Variance -18.5%	Last Year 64,743 Variance 2.2%

This Month 588	This Year 4,025
Last Year 807 Variance -27.1%	Last Year 4,013 Variance 0.3%

This Month 5,057	This Year 45,243
Last Year 4,150 Variance 21.9%	Last Year 41,677 Variance 8.6%

Passengers

Cars

Coach Metres


Commercial Vehicle Metres

Month	Last Year	This Year	Variance
Jun-25	13,982	16,403	17.3%
Jul-25	16,480	21,496	30.4%
Aug-25	19,810	19,493	-1.6%
Sep-25	13,142	14,445	9.9%
Oct-25	11,825	13,115	10.9%
Nov-25	6,124	6,082	-0.7%
Dec-25	5,984	4,761	-20.4%
Jan-26	4,051	3,244	-19.9%
Feb-26	4,990	3,651	-26.8%
Mar-26	7,254	7,535	3.9%
Apr-26	14,884	16,531	11.1%
May-26	21,574	18,199	-15.6%
Total	140,100	144,955	3.5%

Month	Last Year	This Year	Variance
Jun-25	5,942	7,192	21.0%
Jul-25	6,581	8,571	30.2%
Aug-25	8,151	8,062	-1.1%
Sep-25	5,977	6,527	9.2%
Oct-25	5,771	6,612	14.6%
Nov-25	3,423	3,462	1.1%
Dec-25	3,265	2,532	-22.5%
Jan-26	2,230	1,899	-14.8%
Feb-26	2,729	2,022	-25.9%
Mar-26	4,106	4,084	-0.5%
Apr-26	6,865	7,310	6.5%
May-26	9,703	7,906	-18.5%
Total	64,743	66,179	2.2%

Month	Last Year	This Year	Variance
Jun-25	643	745	15.9%
Jul-25	717	851	18.7%
Aug-25	709	523	-26.2%
Sep-25	503	619	23.2%
Oct-25	378	224	-40.7%
Nov-25	31	7	-77.4%
Dec-25	0	13	0.0%
Jan-26	13	26	100.0%
Feb-26	0	13	0.0%
Mar-26	38	73	90.4%
Apr-26	174	342	96.2%
May-26	807	588	-27.1%
Total	4,013	4,025	0.3%

Month	Last Year	This Year	Variance
Jun-25	2,974	3,452	16.1%
Jul-25	2,676	4,659	74.1%
Aug-25	4,298	3,828	-10.9%
Sep-25	4,375	4,179	-4.5%
Oct-25	3,756	4,280	14.0%
Nov-25	3,769	2,849	-24.4%
Dec-25	2,710	3,560	31.4%
Jan-26	2,683	2,231	-16.8%
Feb-26	2,673	2,805	4.9%
Mar-26	3,490	3,454	-1.0%
Apr-26	4,126	4,890	18.5%
May-26	4,150	5,057	21.9%
Total	41,677	45,243	8.6%



This Month 6,192	This Year 40,202
Last Year 6,780	Last Year 45,813
Variance -8.7%	Variance -12.2%

This Month 1,755	This Year 10,467
Last Year 2,062	Last Year 12,402
Variance -14.9%	Variance -15.6%

This Month 30	This Year 44
Last Year 0	Last Year 64
Variance 0.0%	Variance -31.7%

This Month 21	This Year 97
Last Year 7	Last Year 394
Variance 208.8%	Variance -75.5%

Passengers

Month	Last Year	This Year	Variance
Jun-25	5,671	5,563	-1.9%
Jul-25	8,513	7,338	-13.8%
Aug-25	6,452	6,546	1.5%
Sep-25	5,421	2,794	-48.5%
Oct-25	3,016	2,778	-7.9%
Nov-25	1,016	1,049	3.2%
Dec-25	708	687	-3.0%
Jan-26	680	505	-25.7%
Feb-26	790	1,024	29.6%
Mar-26	1,479	1,406	-4.9%
Apr-26	5,287	4,320	-18.3%
May-26	6,780	6,192	-8.7%
Total	45,813	40,202	-12.2%

Cars

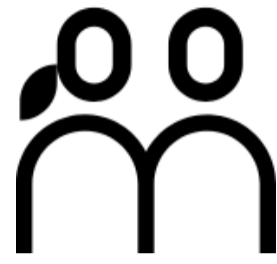
Month	Last Year	This Year	Variance
Jun-25	1,600	1,698	6.1%
Jul-25	1,956	1,601	-18.1%
Aug-25	1,402	1,613	15.0%
Sep-25	1,611	512	-68.2%
Oct-25	888	836	-5.9%
Nov-25	327	371	13.5%
Dec-25	226	174	-23.0%
Jan-26	196	120	-38.8%
Feb-26	242	279	15.3%
Mar-26	494	402	-18.6%
Apr-26	1,398	1,106	-20.9%
May-26	2,062	1,755	-14.9%
Total	12,402	10,467	-15.6%

Coach Metres

Month	Last Year	This Year	Variance
Jun-25	7	0	-100.0%
Jul-25	22	0	-100.0%
Aug-25	14	0	-100.0%
Sep-25	14	0	-100.0%
Oct-25	0	0	0.0%
Nov-25	0	0	0.0%
Dec-25	0	0	0.0%
Jan-26	0	0	0.0%
Feb-26	0	0	0.0%
Mar-26	0	7	0.0%
Apr-26	7	7	5.7%
May-26	0	30	0.0%
Total	64	44	-31.7%

Commercial Vehicle Metres

Month	Last Year	This Year	Variance
Jun-25	50	0	-100.0%
Jul-25	23	0	-100.0%
Aug-25	66	0	-100.0%
Sep-25	0	0	0.0%
Oct-25	35	0	-100.0%
Nov-25	0	10	0.0%
Dec-25	0	24	0.0%
Jan-26	22	18	-18.2%
Feb-26	93	0	-100.0%
Mar-26	53	0	-100.0%
Apr-26	45	24	-46.7%
May-26	7	21	208.8%
Total	394	97	-75.5%



This Month 35,489	This Year 224,361
Last Year 34,432	Last Year 228,532
Variance 3.1%	Variance -1.8%

This Month 797	This Year 10,211
Last Year 827	Last Year 8,638
Variance -3.6%	Variance 18.2%

This Month 0	This Year 76
Last Year 8	Last Year 8
Variance -100.0%	Variance 850.0%

This Month 572	This Year 6,547
Last Year 453	Last Year 5,147
Variance 26.3%	Variance 27.2%

Passengers

Cars

Coach Metres

Commercial Vehicle Metres

Month	Last Year	This Year	Variance
Jun-25	33,223	31,364	-5.6%
Jul-25	39,782	37,574	-5.6%
Aug-25	34,657	39,110	12.8%
Sep-25	31,403	29,702	-5.4%
Oct-25	13,273	12,664	-4.6%
Nov-25	3,651	3,653	0.1%
Dec-25	2,166	2,432	12.3%
Jan-26	2,751	2,555	-7.1%
Feb-26	3,072	3,485	13.4%
Mar-26	6,516	6,578	1.0%
Apr-26	23,606	19,755	-16.3%
May-26	34,432	35,489	3.1%
Total	228,532	224,361	-1.8%

Month	Last Year	This Year	Variance
Jun-25	648	873	34.7%
Jul-25	755	1,259	66.8%
Aug-25	846	1,077	27.3%
Sep-25	751	980	30.5%
Oct-25	654	814	24.5%
Nov-25	675	686	1.6%
Dec-25	533	596	11.8%
Jan-26	611	703	15.1%
Feb-26	670	759	13.3%
Mar-26	839	835	-0.5%
Apr-26	829	832	0.4%
May-26	827	797	-3.6%
Total	8,638	10,211	18.2%

Month	Last Year	This Year	Variance
Jun-25	0	38	0.0%
Jul-25	0	38	0.0%
Aug-25	0	0	0.0%
Sep-25	0	0	0.0%
Oct-25	0	0	0.0%
Nov-25	0	0	0.0%
Dec-25	0	0	0.0%
Jan-26	0	0	0.0%
Feb-26	0	0	0.0%
Mar-26	0	0	0.0%
Apr-26	0	0	0.0%
May-26	8	0	-100.0%
Total	8	76	850.0%

Month	Last Year	This Year	Variance
Jun-25	636	608	-4.4%
Jul-25	543	746	37.4%
Aug-25	578	789	36.4%
Sep-25	440	713	61.9%
Oct-25	263	295	11.8%
Nov-25	551	468	-15.0%
Dec-25	313	214	-31.7%
Jan-26	184	611	231.9%
Feb-26	206	579	180.8%
Mar-26	467	546	16.8%
Apr-26	512	408	-20.3%
May-26	453	572	26.3%
Total	5,147	6,547	27.2%



Cars



Fionnphort - Iona

Month	Last Year	This Year	Var %
Jun-25	85	479	639.8%
Jul-25	202	635	373.2%
Aug-25	379	545	103.0%
Sep-25	351	550	82.5%
Oct-25	263	455	119.1%
Nov-25	298	338	3.0%
Dec-25	262	385	38.1%
Jan-26	375	428	19.0%
Feb-26	345	440	22.3%
Mar-26	465	449	-0.1%
Apr-26	504	430	-0.5%
May-26	486	477	-0.8%
Total	4,015	5,611	55.4%

Fishnish - Lochaline

Month	Last Year	This Year	Var %
Jun-25	4,408	5,286	25.9%
Jul-25	4,782	6,358	33.4%
Aug-25	6,042	5,968	1.2%
Sep-25	4,264	4,586	15.0%
Oct-25	3,932	4,530	21.1%
Nov-25	2,280	2,481	4.0%
Dec-25	2,258	1,771	-20.4%
Jan-26	1,404	1,291	-14.1%
Feb-26	1,848	1,419	-26.3%
Mar-26	2,814	2,928	3.3%
Apr-26	4,792	5,152	10.2%
May-26	6,510	5,566	-13.7%
Total	45,334	47,336	6.0%

Oban - Craignure

Month	Last Year	This Year	Var %
Jun-25	15,095	11,302	-25.0%
Jul-25	16,713	14,602	-13.3%
Aug-25	16,447	16,916	3.4%
Sep-25	14,368	14,699	3.3%
Oct-25	9,385	8,391	-10.3%
Nov-25	4,994	5,108	0.8%
Dec-25	3,892	5,331	37.8%
Jan-26	4,354	4,633	7.2%
Feb-26	5,377	5,988	14.1%
Mar-26	6,452	5,894	-8.4%
Apr-26	10,268	8,282	-18.1%
May-26	11,477	14,294	27.3%
Total	118,822	115,440	-2.1%

Tobermory - Kilchoan

Month	Last Year	This Year	Var %
Jun-25	1,207	1,238	2.1%
Jul-25	1,530	1,228	-18.2%
Aug-25	1,058	1,246	15.0%
Sep-25	1,146	165	-85.9%
Oct-25	707	677	-2.6%
Nov-25	276	304	20.5%
Dec-25	189	138	-23.8%
Jan-26	177	57	-69.5%
Feb-26	214	248	15.3%
Mar-26	395	354	-17.1%
Apr-26	1,084	826	-17.5%
May-26	1,462	1,285	-11.1%
Total	9,445	7,766	-17.3%



LGVs



Fionnphort - Iona

Month	Last Year	This Year	Var
Jun-25	33	376	1,039.4%
Jul-25	52	549	955.8%
Aug-25	144	488	238.9%
Sep-25	162	402	148.1%
Oct-25	96	311	224.0%
Nov-25	242	227	-6.2%
Dec-25	160	195	21.9%
Jan-26	193	214	10.9%
Feb-26	250	260	4.0%
Mar-26	308	290	-5.8%
Apr-26	314	388	23.6%
May-26	328	342	4.3%
Total	2,282	4,042	77.1%

Fishnish - Lochaline

Month	Last Year	This Year	Var
Jun-25	650	990	52.3%
Jul-25	902	1,041	15.4%
Aug-25	936	1,015	8.4%
Sep-25	711	930	30.8%
Oct-25	886	1,223	38.0%
Nov-25	824	721	-12.5%
Dec-25	771	596	-22.7%
Jan-26	698	479	-31.4%
Feb-26	719	439	-38.9%
Mar-26	864	811	-6.1%
Apr-26	933	1,052	12.8%
May-26	1,123	1,037	-7.7%
Total	10,017	10,334	3.2%

Oban - Craignure

Month	Last Year	This Year	Var
Jun-25	1,230	896	-27.2%
Jul-25	1,255	1,073	-14.5%
Aug-25	1,206	1,159	-3.9%
Sep-25	1,170	1,225	4.7%
Oct-25	1,197	1,048	-12.4%
Nov-25	917	856	-6.7%
Dec-25	635	810	27.6%
Jan-26	888	924	4.1%
Feb-26	982	1,199	22.1%
Mar-26	1,103	966	-12.4%
Apr-26	1,002	928	-7.4%
May-26	944	1,123	19.0%
Total	12,529	12,207	-2.6%

Tobermory - Kilchoan

Month	Last Year	This Year	Var
Jun-25	47	55	17.0%
Jul-25	41	47	14.6%
Aug-25	25	43	72.0%
Sep-25	42	3	-92.9%
Oct-25	33	36	9.1%
Nov-25	15	39	160.0%
Dec-25	10	7	-30.0%
Jan-26	10	2	-80.0%
Feb-26	15	7	-53.3%
Mar-26	44	16	-63.6%
Apr-26	46	43	-6.5%
May-26	64	49	-23.4%
Total	392	347	-11.5%



Motorhomes



Fionnphort - Iona

Month	Last Year	This Year	Var
Jun-25	0	0	0.0%
Jul-25	0	8	0.0%
Aug-25	2	4	100.0%
Sep-25	3	2	-33.3%
Oct-25	4	1	-75.0%
Nov-25	4	1	-75.0%
Dec-25	2	2	0.0%
Jan-26	4	4	0.0%
Feb-26	3	2	-33.3%
Mar-26	4	1	-75.0%
Apr-26	0	3	0.0%
May-26	2	0	-100.0%
Total	28	28	0.0%

Fishnish - Lochaline

Month	Last Year	This Year	Var
Jun-25	541	784	44.9%
Jul-25	567	941	66.0%
Aug-25	738	878	19.0%
Sep-25	557	867	55.7%
Oct-25	407	576	41.5%
Nov-25	80	105	31.3%
Dec-25	54	86	59.3%
Jan-26	25	59	136.0%
Feb-26	57	71	24.6%
Mar-26	137	228	66.4%
Apr-26	721	925	28.3%
May-26	1,274	1,084	-14.9%
Total	5,158	6,604	28.0%

Oban - Craignure

Month	Last Year	This Year	Var
Jun-25	1,824	1,390	-23.8%
Jul-25	1,840	1,539	-16.4%
Aug-25	1,797	2,019	12.4%
Sep-25	1,928	2,158	11.9%
Oct-25	887	878	-1.0%
Nov-25	237	239	0.8%
Dec-25	137	275	100.7%
Jan-26	129	183	41.9%
Feb-26	184	254	38.0%
Mar-26	341	387	13.5%
Apr-26	1,494	1,190	-20.3%
May-26	1,679	2,586	54.0%
Total	12,477	13,098	5.0%

Tobermory - Kilchoan

Month	Last Year	This Year	Var
Jun-25	283	275	-2.8%
Jul-25	290	252	-13.1%
Aug-25	237	230	-3.0%
Sep-25	312	44	-85.9%
Oct-25	108	105	-2.8%
Nov-25	11	18	63.6%
Dec-25	9	10	11.1%
Jan-26	2	1	-50.0%
Feb-26	10	16	60.0%
Mar-26	31	28	-9.7%
Apr-26	200	231	15.5%
May-26	429	404	-5.8%
Total	1,922	1,614	-16.0%



Caravans



Fionnphort - Iona

Month	Last Year	This Year	Var
Jun-25	0	0	0.0%
Jul-25	0	0	0.0%
Aug-25	1	0	-100.0%
Sep-25	0	0	0.0%
Oct-25	0	0	0.0%
Nov-25	0	0	0.0%
Dec-25	0	0	0.0%
Jan-26	0	0	0.0%
Feb-26	0	0	0.0%
Mar-26	0	0	0.0%
Apr-26	0	0	0.0%
May-26	0	0	0.0%
Total	1	0	-100.0%

Fishnish - Lochaline

Month	Last Year	This Year	Var
Jun-25	23	28	21.7%
Jul-25	30	33	10.0%
Aug-25	46	32	-30.4%
Sep-25	22	23	4.5%
Oct-25	20	18	-10.0%
Nov-25	8	1	-87.5%
Dec-25	4	3	-25.0%
Jan-26	8	7	-12.5%
Feb-26	5	5	0.0%
Mar-26	7	4	-42.9%
Apr-26	27	21	-22.2%
May-26	48	38	-20.8%
Total	248	213	-14.1%

Oban - Craignure


Month	Last Year	This Year	Var
Jun-25	145	147	1.4%
Jul-25	141	101	-28.4%
Aug-25	132	133	0.8%
Sep-25	108	127	17.6%
Oct-25	82	68	-17.1%
Nov-25	12	7	-41.7%
Dec-25	6	10	66.7%
Jan-26	9	5	-44.4%
Feb-26	5	13	160.0%
Mar-26	13	14	7.7%
Apr-26	75	52	-30.7%
May-26	168	169	0.6%
Total	896	846	-5.6%

Tobermory - Kilchoan

Month	Last Year	This Year	Var
Jun-25	0	2	0.0%
Jul-25	5	2	-60.0%
Aug-25	0	4	0.0%
Sep-25	1	0	-100.0%
Oct-25	1	0	-100.0%
Nov-25	0	0	0.0%
Dec-25	0	0	0.0%
Jan-26	0	0	0.0%
Feb-26	0	0	0.0%
Mar-26	0	0	0.0%
Apr-26	2	0	-100.0%
May-26	1	3	200.0%
Total	10	11	10.0%



Trailers



Fionnphort - Iona

Month	Last Year	This Year	Var
Jun-25	0	16	0.0%
Jul-25	3	30	900.0%
Aug-25	8	43	437.5%
Sep-25	15	20	33.3%
Oct-25	2	32	1,500.0%
Nov-25	15	10	-33.3%
Dec-25	6	9	50.0%
Jan-26	1	28	2,700.0%
Feb-26	12	43	258.3%
Mar-26	12	45	275.0%
Apr-26	14	10	-28.6%
May-26	8	1	-87.5%
Total	96	287	199.0%

Fishnish - Lochaline

Month	Last Year	This Year	Var
Jun-25	102	132	29.4%
Jul-25	123	187	52.0%
Aug-25	186	153	-17.7%
Sep-25	113	110	-2.7%
Oct-25	206	258	25.2%
Nov-25	124	138	11.3%
Dec-25	93	71	-23.7%
Jan-26	73	60	-17.8%
Feb-26	97	74	-23.7%
Mar-26	137	115	-16.1%
Apr-26	136	132	-2.9%
May-26	188	157	-16.5%
Total	1,578	1,587	0.6%

Oban - Craignure

Month	Last Year	This Year	Var
Jun-25	223	155	-30.5%
Jul-25	270	223	-17.4%
Aug-25	286	318	11.2%
Sep-25	398	383	-3.8%
Oct-25	421	360	-14.5%
Nov-25	161	176	9.3%
Dec-25	103	143	38.8%
Jan-26	146	179	22.6%
Feb-26	172	208	20.9%
Mar-26	184	151	-17.9%
Apr-26	147	164	11.6%
May-26	166	215	29.5%
Total	2,677	2,675	-0.1%

Tobermory - Kilchoan

Month	Last Year	This Year	Var
Jun-25	8	3	-62.5%
Jul-25	7	4	-42.9%
Aug-25	4	5	25.0%
Sep-25	8	1	-87.5%
Oct-25	4	13	225.0%
Nov-25	4	10	150.0%
Dec-25	0	6	0.0%
Jan-26	8	0	-100.0%
Feb-26	3	8	166.7%
Mar-26	14	3	-78.6%
Apr-26	9	6	-33.3%
May-26	14	9	-35.7%
Total	83	68	-18.1%



Motorbikes



Fionnphort - Iona

Month	Last Year	This Year	Var
Jun-25	1	0	-100.0%
Jul-25	4	0	-100.0%
Aug-25	1	2	100.0%
Sep-25	2	0	-100.0%
Oct-25	2	2	0.0%
Nov-25	0	1	0.0%
Dec-25	1	0	-100.0%
Jan-26	0	2	0.0%
Feb-26	4	0	-100.0%
Mar-26	0	2	0.0%
Apr-26	0	1	0.0%
May-26	2	1	-50.0%
Total	17	11	-35.3%

Fishnish - Lochaline

Month	Last Year	This Year	Var
Jun-25	261	257	-1.5%
Jul-25	227	210	-7.5%
Aug-25	127	239	88.2%
Sep-25	224	223	-0.4%
Oct-25	41	27	-34.1%
Nov-25	13	25	92.3%
Dec-25	0	2	0.0%
Jan-26	0	0	0.0%
Feb-26	0	0	0.0%
Mar-26	20	10	-50.0%
Apr-26	103	125	21.4%
May-26	424	284	-33.0%
Total	1,440	1,402	-2.6%

Oban - Craignure

Month	Last Year	This Year	Var
Jun-25	382	354	-7.3%
Jul-25	284	297	4.6%
Aug-25	272	346	27.2%
Sep-25	333	273	-18.0%
Oct-25	39	45	15.4%
Nov-25	12	10	-16.7%
Dec-25	5	4	-20.0%
Jan-26	6	2	-66.7%
Feb-26	13	7	-46.2%
Mar-26	30	28	-6.7%
Apr-26	151	123	-18.5%
May-26	392	422	7.7%
Total	1,919	1,911	-0.4%

Tobermory - Kilchoan

Month	Last Year	This Year	Var
Jun-25	171	179	4.7%
Jul-25	109	59	-45.9%
Aug-25	63	62	-1.6%
Sep-25	147	26	-82.3%
Oct-25	16	17	6.3%
Nov-25	1	3	200.0%
Dec-25	0	0	0.0%
Jan-26	0	0	0.0%
Feb-26	1	0	-100.0%
Mar-26	2	10	400.0%
Apr-26	80	44	-45.0%
May-26	182	158	-13.2%
Total	772	558	-27.7%



Bicycles



Fionnphort - Iona

MonthYear	Last Year	This Year	Var
Jun-25	21	148	604.8%
Jul-25	135	139	3.0%
Aug-25	148	230	55.4%
Sep-25	159	140	-11.9%
Oct-25	55	24	-56.4%
Nov-25	2	9	350.0%
Dec-25	0	1	0.0%
Jan-26	2	4	100.0%
Feb-26	2	1	-50.0%
Mar-26	14	13	-7.1%
Apr-26	110	93	-15.5%
May-26	236	222	-5.9%
Total	884	1,024	15.8%

Fishnish - Lochaline

MonthYear	Last Year	This Year	Var
Jun-25	79	103	30.4%
Jul-25	103	40	-61.2%
Aug-25	51	58	13.7%
Sep-25	48	72	50.0%
Oct-25	11	21	90.9%
Nov-25	5	9	80.0%
Dec-25	0	11	0.0%
Jan-26	2	2	0.0%
Feb-26	9	3	-66.7%
Mar-26	3	11	266.7%
Apr-26	56	31	-44.6%
May-26	168	79	-53.0%
Total	535	440	-17.8%

Oban - Craignure

MonthYear	Last Year	This Year	Var
Jun-25	570	597	4.7%
Jul-25	766	762	-0.5%
Aug-25	537	640	19.2%
Sep-25	517	405	-21.7%
Oct-25	119	154	29.4%
Nov-25	69	72	4.3%
Dec-25	22	15	-31.8%
Jan-26	32	37	15.6%
Feb-26	64	42	-34.4%
Mar-26	115	110	-4.3%
Apr-26	412	297	-27.9%
May-26	898	779	-13.3%
Total	4,121	3,910	-5.1%

Tobermory - Kilchoan

MonthYear	Last Year	This Year	Var
Jun-25	90	108	20.0%
Jul-25	136	53	-61.0%
Aug-25	54	85	57.4%
Sep-25	105	1	-99.0%
Oct-25	18	2	-88.9%
Nov-25	3	1	-66.7%
Dec-25	0	0	0.0%
Jan-26	1	0	-100.0%
Feb-26	2	1	-50.0%
Mar-26	8	19	137.5%
Apr-26	31	43	38.7%
May-26	136	212	55.9%
Total	584	525	-10.1%




Reliability & Punctuality



Reliability

Year	Month	Fionnphort - Iona	Fishnish - Lochaline	Oban - Craignure	Tobermory - Kilchoan
2025	June	100.0%	100.0%	100.0%	100.0%
	July	100.0%	99.3%	100.0%	99.8%
	August	97.2%	97.6%	93.8%	89.1%
	September	98.2%	99.0%	99.3%	84.7%
	October	92.3%	96.9%	86.4%	87.8%
	November	94.2%	99.0%	92.6%	94.6%
	December	77.4%	97.2%	88.3%	92.3%
	2026	January	92.7%	89.2%	88.5%
February		98.5%	96.0%	98.2%	92.5%
March		94.6%	94.5%	72.2%	94.4%
April		98.6%	97.6%	78.0%	95.5%
May		100.0%	100.0%	95.1%	97.6%
Total		96.5%	97.4%	91.8%	93.5%



Punctuality

Year	Month	Fionnphort - Iona	Fishnish - Lochaline	Oban - Craignure	Tobermory - Kilchoan
2025	June	97.2%	98.7%	91.7%	96.8%
	July	96.9%	92.3%	92.2%	97.8%
	August	97.3%	96.6%	91.6%	98.9%
	September	95.9%	93.1%	94.5%	99.7%
	October	97.1%	86.9%	97.0%	99.3%
	November	96.7%	99.3%	93.8%	98.1%
	December	93.3%	100.0%	93.0%	98.1%
	2026	January	95.5%	97.1%	86.7%
February		96.2%	99.2%	94.3%	98.6%
March		98.8%	95.6%	76.6%	97.5%
April		97.1%	93.4%	77.0%	96.1%
May		95.9%	98.4%	77.4%	97.0%
Total		96.6%	95.7%	89.1%	98.0%



Reliability & Punctuality Summary

Summary of Scheduled, Operated, Cancelled, Late & Diverted Sailings by Route and Leg
by Route & Leg

Year	Month	Route	Leg	Operated Sailings	Scheduled Sailings	Additional Sailings	Cancelled Sailings	Diverted Sailings	On Time	Late
2026	May	Fionnphort - Iona	Fionnphort-Iona	467	455	12	0	0	435	20
2026	May	Fionnphort - Iona	Iona-Fionnphort	480	473	7	0	0	455	18
2026	May	Fishnish - Lochaline	Fishnish-Lochaline	383	383	0	0	0	377	6
2026	May	Fishnish - Lochaline	Lochaline-Fishnish	383	383	0	0	0	377	6
2026	May	Oban - Craignure	Craignure-Oban	295	309	1	15	0	214	80
2026	May	Oban - Craignure	Oban-Craignure	294	309	0	15	0	241	53
2026	May	Tobermory - Kilchoan	Kilchoan-Tobermory	202	207	0	5	0	194	8
2026	May	Tobermory - Kilchoan	Tobermory-Kilchoan	202	207	0	5	0	198	4
Total				2,706	2,726	20	40	0	2,491	195

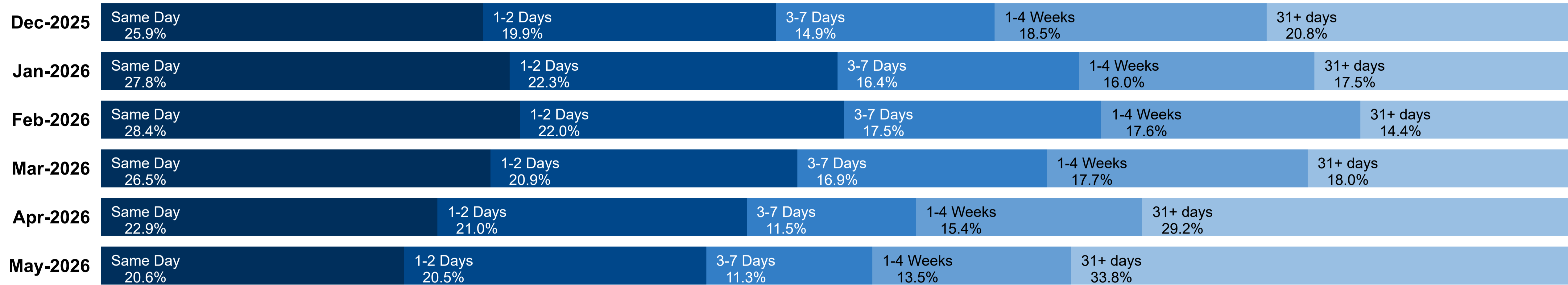
Monthly Performance Pack

Booking Lead Time by Month of Travel

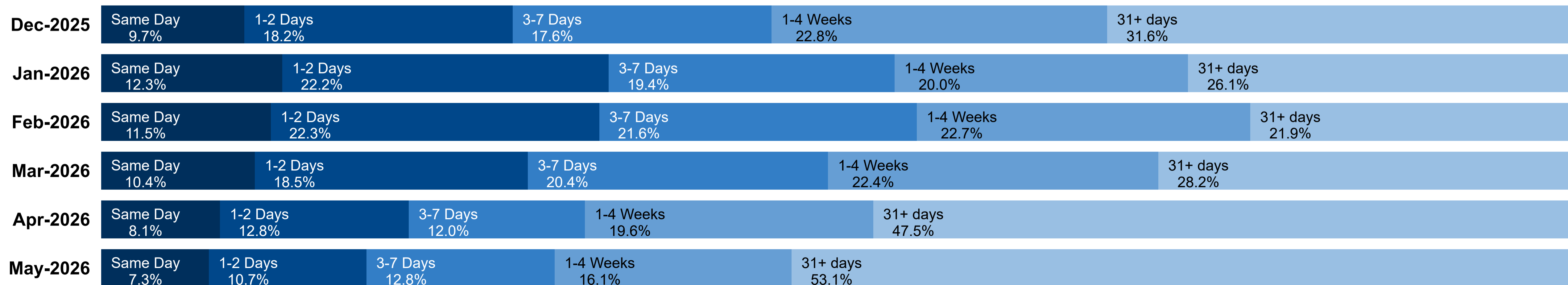


This visual shows how far in advance customers book their travel, grouped by the month in which they actually travel.

All Bookings



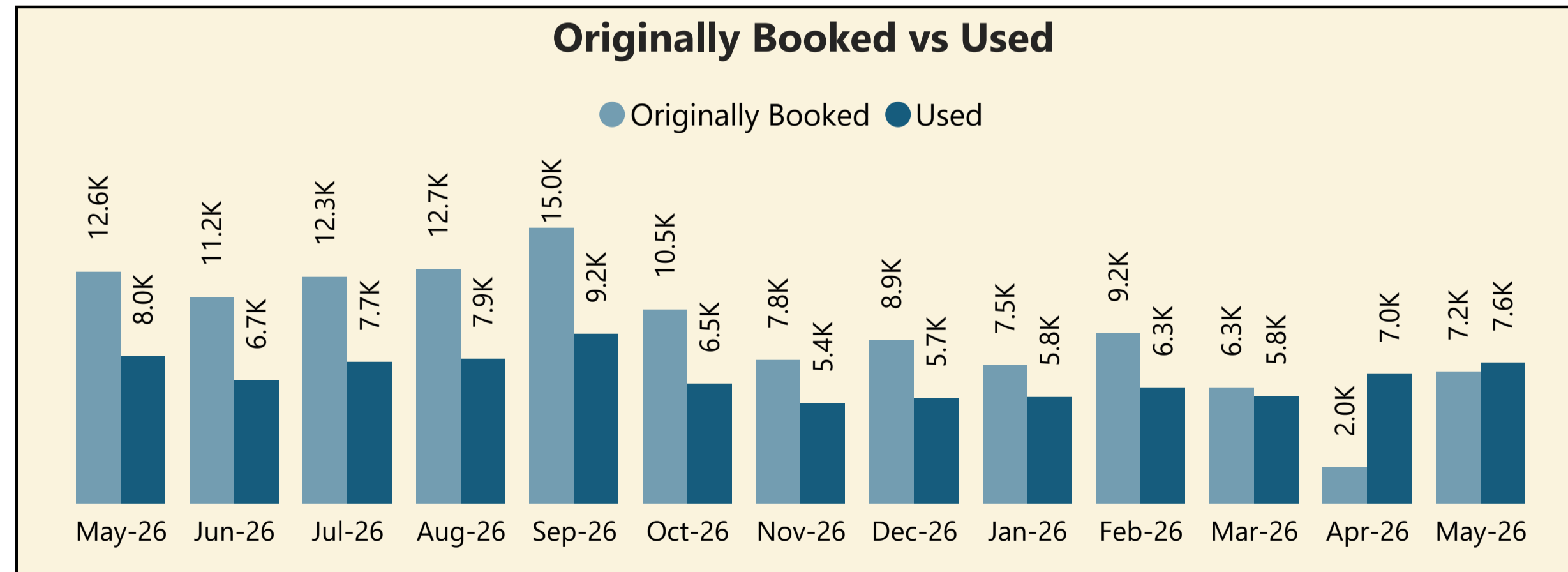
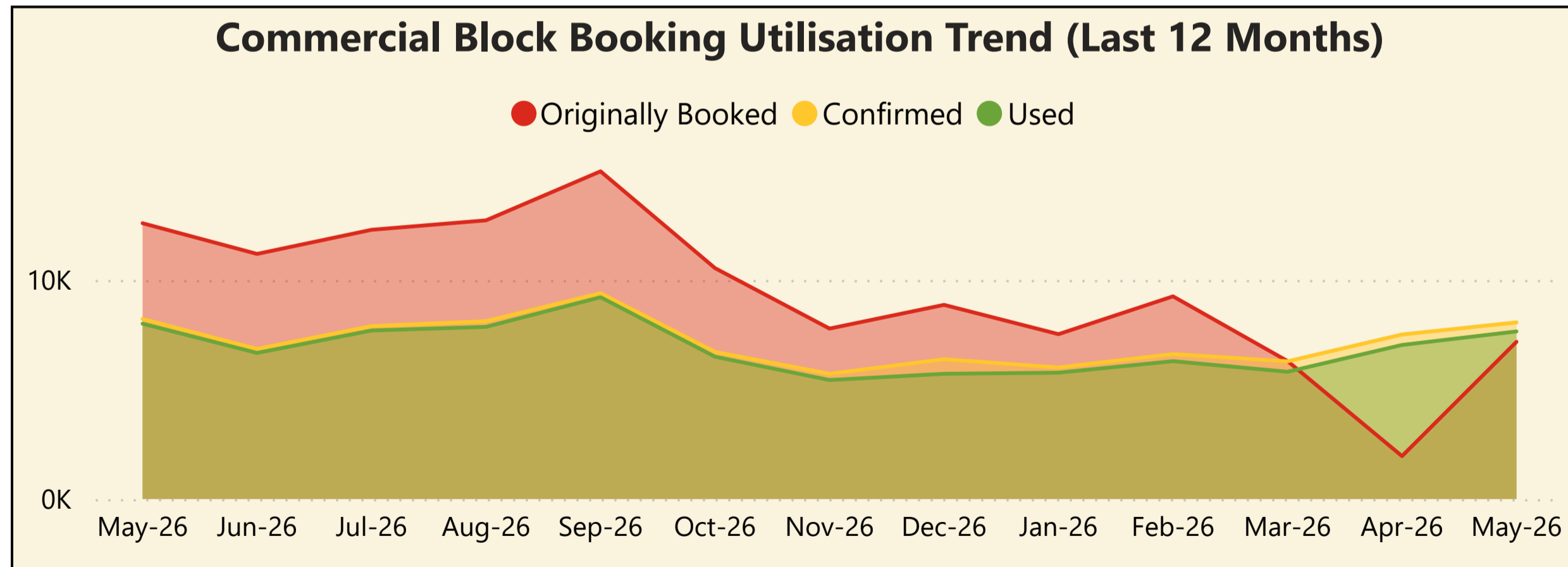
Bookings with Vehicles





Block Booked vs Utilised

Route Name	Month Year	Originally Booked	Booked 24hrs Prior	Confirmed	No Show	Used	Confirmed vs Block Booked	Used vs Confirmed	Used vs Block Booked
Oban - Craignure	May-2025	12,583	10,408	8,217	217	8,000	65%	97%	64%
Oban - Craignure	Jun-2025	11,183	8,679	6,848	183	6,665	61%	97%	60%
Oban - Craignure	Jul-2025	12,284	9,554	7,892	203	7,690	64%	97%	63%
Oban - Craignure	Aug-2025	12,715	9,990	8,114	259	7,856	64%	97%	62%
Oban - Craignure	Sep-2025	14,952	11,613	9,393	186	9,207	63%	98%	62%
Oban - Craignure	Oct-2025	10,534	7,778	6,714	221	6,492	64%	97%	62%
Oban - Craignure	Nov-2025	7,776	5,545	5,714	286	5,429	73%	95%	70%
Oban - Craignure	Dec-2025	8,859	6,407	6,379	665	5,714	72%	90%	64%
Oban - Craignure	Jan-2026	7,522	6,161	6,004	239	5,765	80%	96%	77%
Oban - Craignure	Feb-2026	9,247	6,659	6,615	326	6,290	72%	95%	68%
Oban - Craignure	Mar-2026	6,296	6,448	6,282	477	5,805	100%	92%	92%
Oban - Craignure	Apr-2026	1,957	7,317	7,507	478	7,029	384%	94%	359%
Oban - Craignure	May-2026	7,174	8,181	8,059	413	7,647	112%	95%	107%
Total		123,084	104,741	93,738	4,151	89,588	76%	96%	73%



Note: This report shows block bookings made by block booking customers for any commercial vehicle over 6 metres in length or any LGV that consumes High Lane Metreage. It does not include any bookings on sailings that were cancelled by CalMac. High Lane Metreage refers to deck metreage for high vehicles such as Commercials or LGVs.