




Shipped Passengers

Berneray - Leverburgh




This Month YoY

11,890  
LY: 11,659 (+1.98%)

YoY

70,171  
LY: 64,929 (+8.1%)

Uig - Tarbert/Lochmaddy



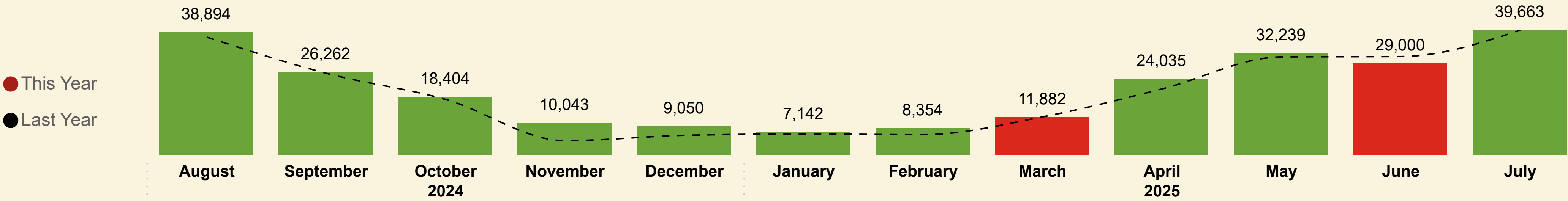
This Month YoY

27,773  
LY: 27,880 (-0.38%)

YoY

184,797  
LY: 173,855 (+6.3%)

Harris & North Uist Total



This Month YoY

39,663  
LY: 39,539 (+0.31%)

YoY

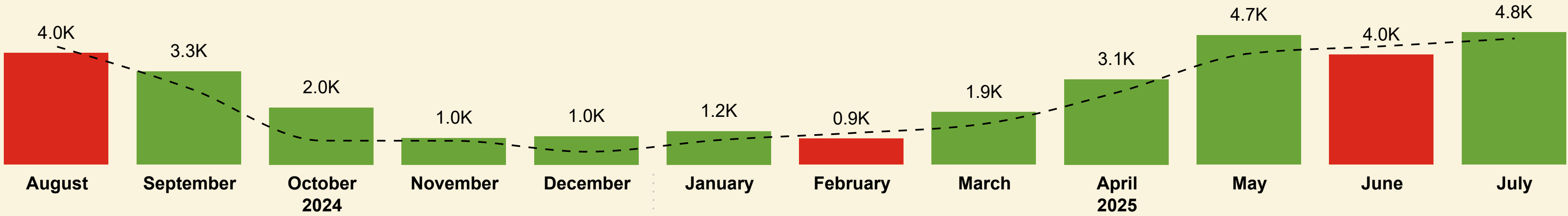
254,968  
LY: 238,784 (+6.8%)



Shipped Cars

Berneray - Leverburgh

● This Year  
● Last Year



This Month YoY


4,751  
LY: 4,529 (+4.9%)

YoY

31,822  
LY: 28,005 (+13.6%)

Uig - Tarbert/Lochmaddy

● This Year  
● Last Year



This Month YoY


10,125  
LY: 10,031 (+0.94%)

YoY

77,187  
LY: 71,400 (+8.1%)

Harris & North Uist Total

● This Year  
● Last Year



This Month YoY

14,876  
LY: 14,560 (+2.17%)

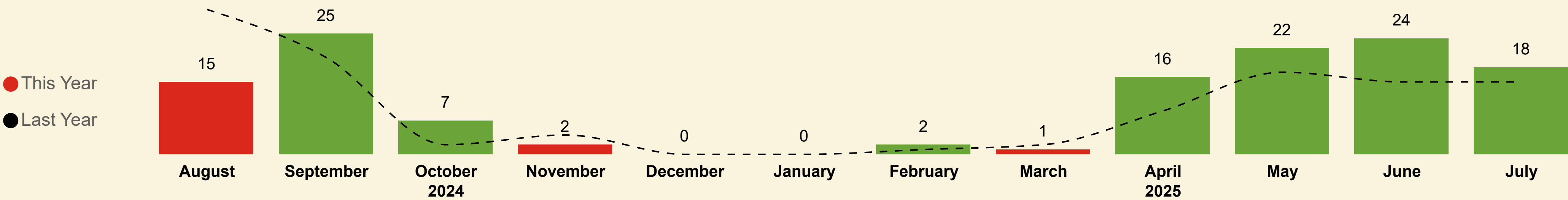
YoY

109,009  
LY: 99,405 (+9.7%)



Shipped Coaches

Berneray - Leverburgh



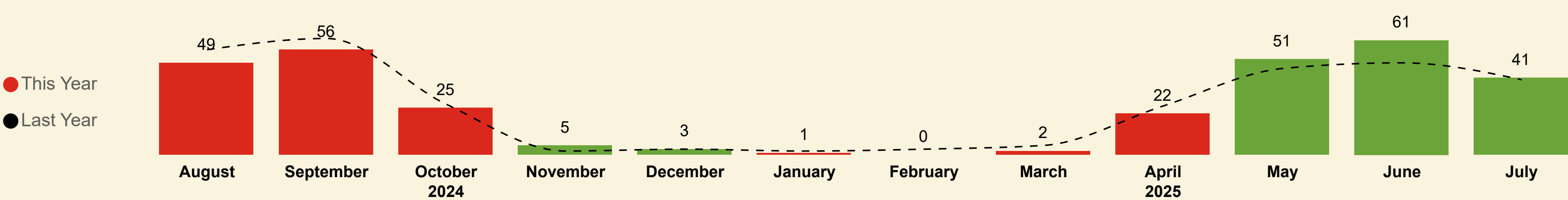
This Month YoY

18  
LY: 15 (+20%)

YoY

132  
LY: 115 (+14.8%)

Uig - Tarbert/Lochmaddy



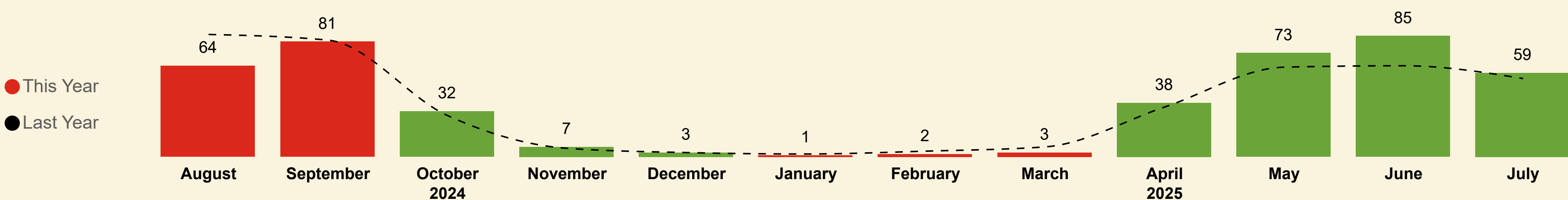
This Month YoY

41  
LY: 40 (+2.5%)

YoY

316  
LY: 321 (-1.6%)

Harris & North Uist Total



This Month YoY

59  
LY: 55 (+7.27%)

YoY

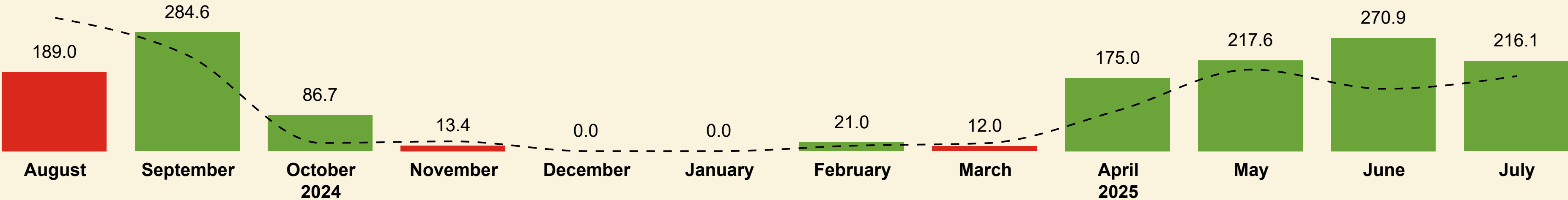
448  
LY: 436 (+2.8%)



Shipped Coach Metres

Berneray - Leverburgh

● This Year  
● Last Year



This Month YoY

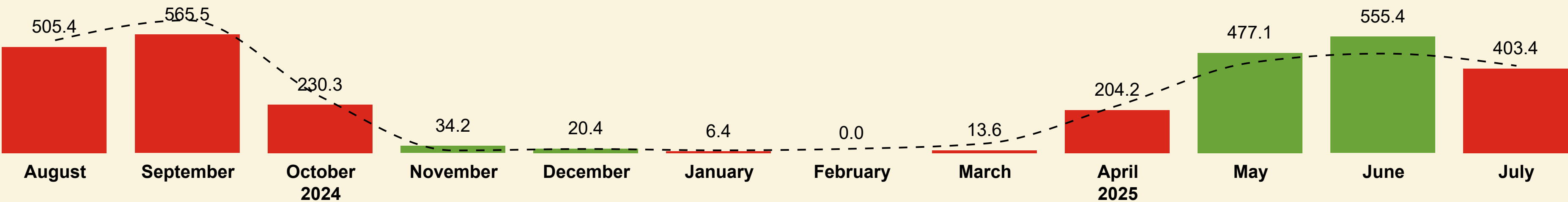
216.1  
LY: 179.7 (+20.3%)

YoY

1.5K  
LY: 1.2K (+19.4%)

Uig - Tarbert/Lochmaddy

● This Year  
● Last Year



This Month YoY

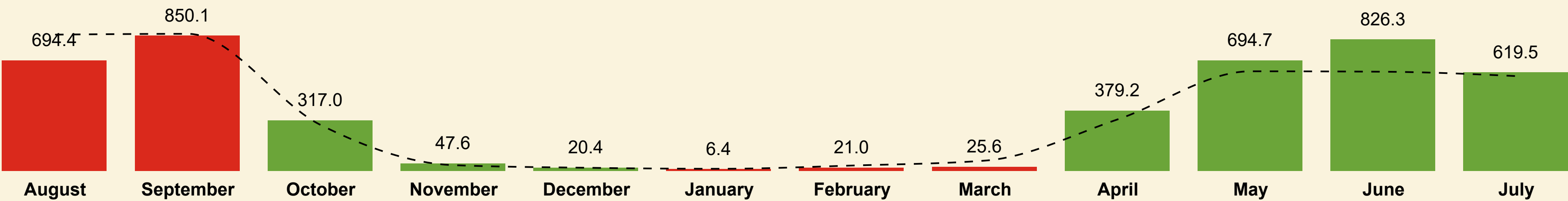
403.4  
LY: 416.3 (-3.1%)

YoY

3.0K  
LY: 3.1K (-2.7%)

Harris & North Uist Total

● This Year  
● Last Year



This Month YoY

619.5  
LY: 596.0 (+3.9%)

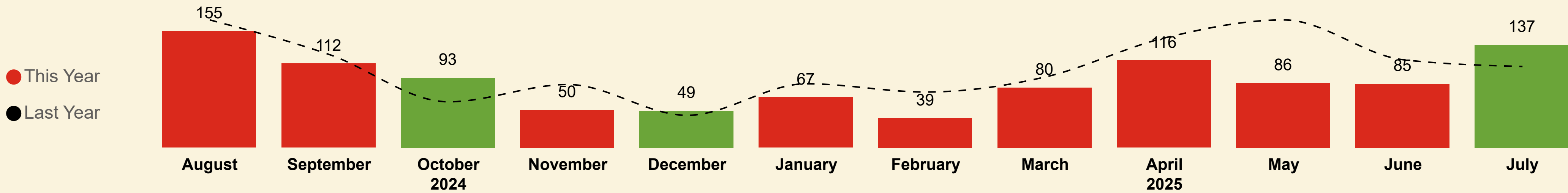
YoY

4.5K  
LY: 4.3K (+3.7%)



Shipped Commercial Vehicles

Berneray - Leverburgh



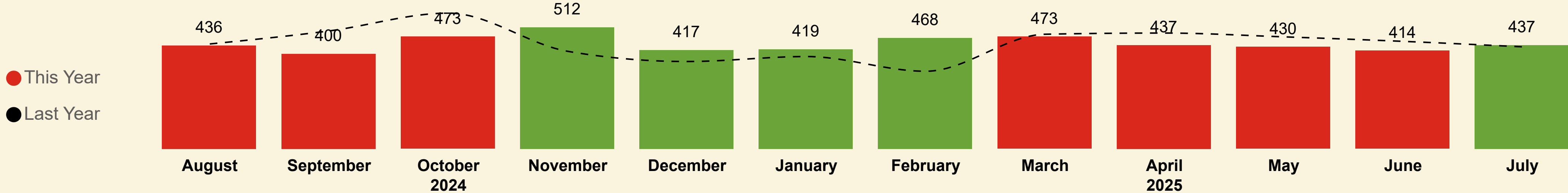
This Month YoY

137  
LY: 108 (+26.9%)

YoY

1,069  
LY: 1,276 (-16.2%)

Uig - Tarbert/Lochmaddy



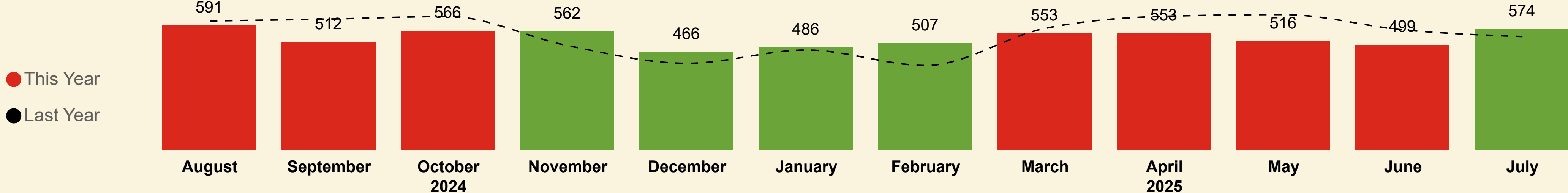
This Month YoY

437  
LY: 430 (+1.6%)

YoY

5,316  
LY: 5,332 (-0.3%)

Harris & North Uist Total



This Month YoY

574  
LY: 538 (+6.7%)

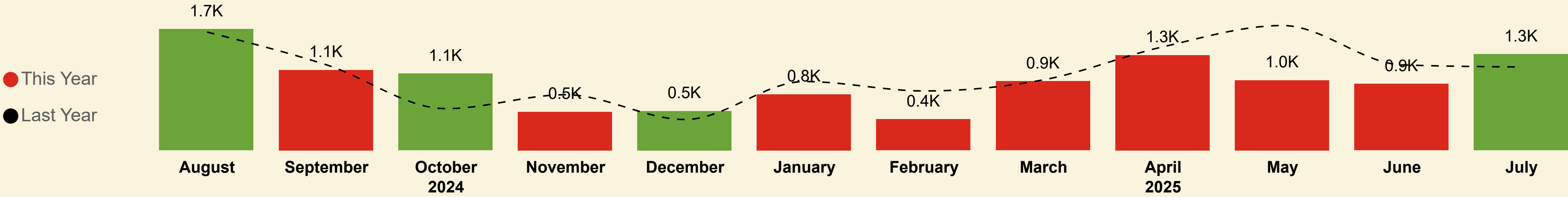
YoY

6,385  
LY: 6,608 (-3.4%)



Shipped Commercial Vehicle Metres

Berneray - Leverburgh



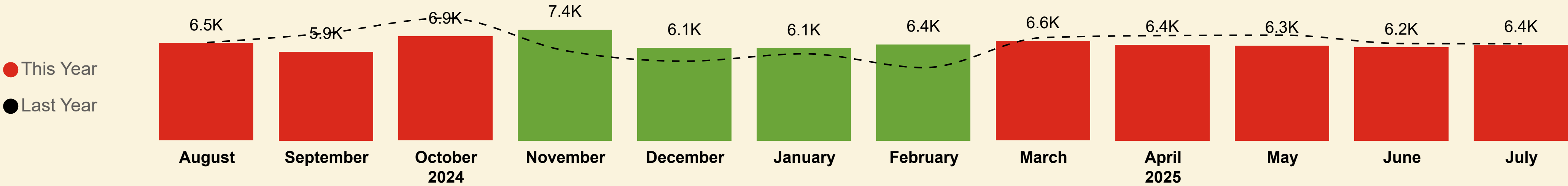
This Month YoY

1.3K  
LY: 1.1K (+15.2%)

YoY

11.5K  
LY: 12.7K (-9.4%)

Uig - Tarbert/Lochmaddy



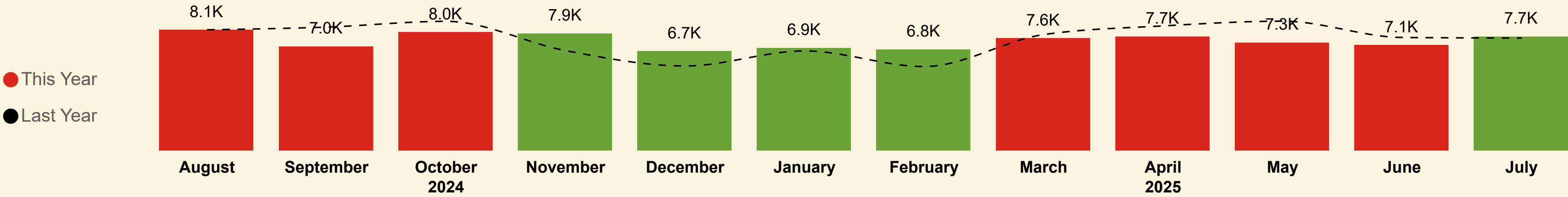
This Month YoY

6.4K  
LY: 6.4K (-1.1%)

YoY

77.1K  
LY: 77.2K (-0.2%)

Harris & North Uist Total



This Month YoY

7.7K  
LY: 7.6K (+1.4%)

YoY


88.6K  
LY: 90.0K (-1.5%)





Harris & North Uist Total

Contractual Carrying Groups



This Month YoY

39,663

LY: 39,539 (+0.3%)

YoY

254,968

LY: 238,784 (+6.8%)

This Month YoY

14,876

LY: 14,560 (+2.2%)

YoY

109,009

LY: 99,405 (+9.7%)

This Month YoY

619.50

LY: 596.00 (+3.9%)

YoY

4.50K

LY: 4.34K (+3.7%)

This Month YoY

7.67K

LY: 7.57K (+1.4%)

YoY

88.64K

LY: 89.97K (-1.5%)

| Passengers |           |           |           |            |
|------------|-----------|-----------|-----------|------------|
| Year       | Month     | Last Year | This Year | Variance % |
| 2024       | August    | 37,333    | 38,894    | 4.2 %      |
| 2024       | September | 25,849    | 26,262    | 1.6 %      |
| 2024       | October   | 17,528    | 18,404    | 5.0 %      |
| 2024       | November  | 4,425     | 10,043    | 127.0 %    |
| 2024       | December  | 6,118     | 9,050     | 47.9 %     |
| 2025       | January   | 6,546     | 7,142     | 9.1 %      |
| 2025       | February  | 6,338     | 8,354     | 31.8 %     |
| 2025       | March     | 11,996    | 11,882    | -1.0 %     |
| 2025       | April     | 20,881    | 24,035    | 15.1 %     |
| 2025       | May       | 31,052    | 32,239    | 3.8 %      |
| 2025       | June      | 31,179    | 29,000    | -7.0 %     |
| 2025       | July      | 39,539    | 39,663    | 0.3 %      |
| Total      |           | 238,784   | 254,968   | 6.8 %      |

| Cars  |           |           |           |            |
|-------|-----------|-----------|-----------|------------|
| Year  | Month     | Last Year | This Year | Variance % |
| 2024  | August    | 13,575    | 14,255    | 5.0 %      |
| 2024  | September | 10,870    | 11,277    | 3.7 %      |
| 2024  | October   | 7,652     | 8,442     | 10.3 %     |
| 2024  | November  | 2,442     | 5,247     | 114.9 %    |
| 2024  | December  | 2,979     | 4,394     | 47.5 %     |
| 2025  | January   | 3,387     | 3,778     | 11.5 %     |
| 2025  | February  | 3,358     | 4,245     | 26.4 %     |
| 2025  | March     | 6,066     | 6,274     | 3.4 %      |
| 2025  | April     | 9,067     | 10,297    | 13.6 %     |
| 2025  | May       | 12,588    | 13,821    | 9.8 %      |
| 2025  | June      | 12,861    | 12,103    | -5.9 %     |
| 2025  | July      | 14,560    | 14,876    | 2.2 %      |
| Total |           | 99,405    | 109,009   | 9.7 %      |

| Coach Metres |           |           |           |            |
|--------------|-----------|-----------|-----------|------------|
| Year         | Month     | Last Year | This Year | Variance % |
| 2024         | August    | 857.0     | 694.4     | -19.0 %    |
| 2024         | September | 861.9     | 850.1     | -1.4 %     |
| 2024         | October   | 288.1     | 317.0     | 10.0 %     |
| 2024         | November  | 35.8      | 47.6      | 33.0 %     |
| 2024         | December  | 19.5      | 20.4      | 4.6 %      |
| 2025         | January   | 13.0      | 6.4       | -50.8 %    |
| 2025         | February  | 33.5      | 21.0      | -37.3 %    |
| 2025         | March     | 64.5      | 25.6      | -60.3 %    |
| 2025         | April     | 324.4     | 379.2     | 16.9 %     |
| 2025         | May       | 626.3     | 694.7     | 10.9 %     |
| 2025         | June      | 623.6     | 826.3     | 32.5 %     |
| 2025         | July      | 596.0     | 619.5     | 3.9 %      |
| Total        |           | 4,343.6   | 4,502.2   | 3.7 %      |

| Commercial Vehicle Metres |           |           |           |            |
|---------------------------|-----------|-----------|-----------|------------|
| Year                      | Month     | Last Year | This Year | Variance % |
| 2024                      | August    | 8,126.4   | 8,124.3   | -0.0 %     |
| 2024                      | September | 8,307.6   | 7,004.9   | -15.7 %    |
| 2024                      | October   | 8,695.4   | 7,969.3   | -8.4 %     |
| 2024                      | November  | 6,724.0   | 7,887.0   | 17.3 %     |
| 2024                      | December  | 5,690.9   | 6,688.0   | 17.5 %     |
| 2025                      | January   | 6,701.0   | 6,898.6   | 2.9 %      |
| 2025                      | February  | 5,652.9   | 6,807.7   | 20.4 %     |
| 2025                      | March     | 7,802.9   | 7,559.6   | -3.1 %     |
| 2025                      | April     | 8,388.0   | 7,666.2   | -8.6 %     |
| 2025                      | May       | 8,705.9   | 7,259.2   | -16.6 %    |
| 2025                      | June      | 7,609.9   | 7,099.2   | -6.7 %     |
| 2025                      | July      | 7,569.0   | 7,673.7   | 1.4 %      |
| Total                     |           | 89,973.9  | 88,637.7  | -1.5 %     |



Berneray - Leverburgh

Contractual Carrying Groups



This Month YoY

11,890

LY: 11,659 (+2%)

YoY

70,171

LY: 64,929 (+8.1%)



This Month YoY

4,751

LY: 4,529 (+4.9%)

YoY

31,822

LY: 28,005 (+13.6%)



This Month YoY

216.10

LY: 179.70 (+20.3%)

YoY

1.49K

LY: 1.24K (+19.4%)



This Month YoY

1.32K

LY: 1.14K (+15.2%)

YoY

11.53K

LY: 12.73K (-9.4%)

Passengers

| Year  | Month     | Last Year | This Year | Variance % |
|-------|-----------|-----------|-----------|------------|
| 2024  | August    | 11,281    | 10,289    | -8.8 %     |
| 2024  | September | 6,421     | 7,699     | 19.9 %     |
| 2024  | October   | 1,705     | 3,911     | 129.4 %    |
| 2024  | November  | 1,420     | 1,542     | 8.6 %      |
| 2024  | December  | 861       | 1,757     | 104.1 %    |
| 2025  | January   | 1,425     | 1,872     | 31.4 %     |
| 2025  | February  | 2,007     | 1,631     | -18.7 %    |
| 2025  | March     | 2,751     | 3,212     | 16.8 %     |
| 2025  | April     | 5,607     | 6,647     | 18.5 %     |
| 2025  | May       | 9,748     | 10,637    | 9.1 %      |
| 2025  | June      | 10,044    | 9,084     | -9.6 %     |
| 2025  | July      | 11,659    | 11,890    | 2.0 %      |
| Total |           | 64,929    | 70,171    | 8.1 %      |

Cars

| Year  | Month     | Last Year | This Year | Variance % |
|-------|-----------|-----------|-----------|------------|
| 2024  | August    | 4,237     | 4,012     | -5.3 %     |
| 2024  | September | 2,737     | 3,347     | 22.3 %     |
| 2024  | October   | 862       | 2,048     | 137.6 %    |
| 2024  | November  | 855       | 961       | 12.4 %     |
| 2024  | December  | 464       | 1,015     | 118.8 %    |
| 2025  | January   | 885       | 1,199     | 35.5 %     |
| 2025  | February  | 1,134     | 934       | -17.6 %    |
| 2025  | March     | 1,468     | 1,888     | 28.6 %     |
| 2025  | April     | 2,593     | 3,066     | 18.2 %     |
| 2025  | May       | 3,990     | 4,650     | 16.5 %     |
| 2025  | June      | 4,251     | 3,951     | -7.1 %     |
| 2025  | July      | 4,529     | 4,751     | 4.9 %      |
| Total |           | 28,005    | 31,822    | 13.6 %     |

Coach Metres

| Year  | Month     | Last Year | This Year | Variance % |
|-------|-----------|-----------|-----------|------------|
| 2024  | August    | 319.1     | 189.0     | -40.8 %    |
| 2024  | September | 228.8     | 284.6     | 24.4 %     |
| 2024  | October   | 19.7      | 86.7      | 340.1 %    |
| 2024  | November  | 23.4      | 13.4      | -42.7 %    |
| 2024  | December  | 0.0       | 0.0       | 0.0 %      |
| 2025  | January   | 0.0       | 0.0       | 0.0 %      |
| 2025  | February  | 13.0      | 21.0      | 61.5 %     |
| 2025  | March     | 19.0      | 12.0      | -36.8 %    |
| 2025  | April     | 97.7      | 175.0     | 79.1 %     |
| 2025  | May       | 195.3     | 217.6     | 11.4 %     |
| 2025  | June      | 149.2     | 270.9     | 81.6 %     |
| 2025  | July      | 179.7     | 216.1     | 20.3 %     |
| Total |           | 1,244.9   | 1,486.3   | 19.4 %     |

Commercial Vehicle Metres

| Year  | Month     | Last Year | This Year | Variance % |
|-------|-----------|-----------|-----------|------------|
| 2024  | August    | 1,623.0   | 1,663.3   | 2.5 %      |
| 2024  | September | 1,172.5   | 1,101.3   | -6.1 %     |
| 2024  | October   | 572.0     | 1,053.1   | 84.1 %     |
| 2024  | November  | 762.7     | 529.7     | -30.5 %    |
| 2024  | December  | 422.7     | 538.7     | 27.4 %     |
| 2025  | January   | 944.0     | 769.0     | -18.5 %    |
| 2025  | February  | 814.8     | 426.5     | -47.7 %    |
| 2025  | March     | 968.0     | 947.9     | -2.1 %     |
| 2025  | April     | 1,421.1   | 1,307.3   | -8.0 %     |
| 2025  | May       | 1,712.5   | 962.9     | -43.8 %    |
| 2025  | June      | 1,172.6   | 912.4     | -22.2 %    |
| 2025  | July      | 1,143.6   | 1,318.0   | 15.2 %     |
| Total |           | 12,729.5  | 11,530.1  | -9.4 %     |





Uig - Tarbert/Lochmaddy

Contractual Carrying Groups



This Month YoY

27,773

LY: 27,880 (-0.4%)

YoY

184,797

LY: 173,855 (+6.3%)

This Month YoY

10,125

LY: 10,031 (+0.9%)

YoY

77,187

LY: 71,400 (+8.1%)

This Month YoY

403.40

LY: 416.30 (-3.1%)

YoY

3.02K

LY: 3.10K (-2.7%)

This Month YoY

6.36K

LY: 6.43K (-1.1%)

YoY

77.11K

LY: 77.24K (-0.2%)

| Passengers |           |           |           |            |
|------------|-----------|-----------|-----------|------------|
| Year       | Month     | Last Year | This Year | Variance % |
| 2024       | August    | 26,052    | 28,605    | 9.8 %      |
| 2024       | September | 19,428    | 18,563    | -4.5 %     |
| 2024       | October   | 15,823    | 14,493    | -8.4 %     |
| 2024       | November  | 3,005     | 8,501     | 182.9 %    |
| 2024       | December  | 5,257     | 7,293     | 38.7 %     |
| 2025       | January   | 5,121     | 5,270     | 2.9 %      |
| 2025       | February  | 4,331     | 6,723     | 55.2 %     |
| 2025       | March     | 9,245     | 8,670     | -6.2 %     |
| 2025       | April     | 15,274    | 17,388    | 13.8 %     |
| 2025       | May       | 21,304    | 21,602    | 1.4 %      |
| 2025       | June      | 21,135    | 19,916    | -5.8 %     |
| 2025       | July      | 27,880    | 27,773    | -0.4 %     |
| Total      |           | 173,855   | 184,797   | 6.3 %      |

| Cars  |           |           |           |            |
|-------|-----------|-----------|-----------|------------|
| Year  | Month     | Last Year | This Year | Variance % |
| 2024  | August    | 9,338     | 10,243    | 9.7 %      |
| 2024  | September | 8,133     | 7,930     | -2.5 %     |
| 2024  | October   | 6,790     | 6,394     | -5.8 %     |
| 2024  | November  | 1,587     | 4,286     | 170.1 %    |
| 2024  | December  | 2,515     | 3,379     | 34.4 %     |
| 2025  | January   | 2,502     | 2,579     | 3.1 %      |
| 2025  | February  | 2,224     | 3,311     | 48.9 %     |
| 2025  | March     | 4,598     | 4,386     | -4.6 %     |
| 2025  | April     | 6,474     | 7,231     | 11.7 %     |
| 2025  | May       | 8,598     | 9,171     | 6.7 %      |
| 2025  | June      | 8,610     | 8,152     | -5.3 %     |
| 2025  | July      | 10,031    | 10,125    | 0.9 %      |
| Total |           | 71,400    | 77,187    | 8.1 %      |

| Coach Metres |           |           |           |            |
|--------------|-----------|-----------|-----------|------------|
| Year         | Month     | Last Year | This Year | Variance % |
| 2024         | August    | 537.9     | 505.4     | -6.0 %     |
| 2024         | September | 633.1     | 565.5     | -10.7 %    |
| 2024         | October   | 268.4     | 230.3     | -14.2 %    |
| 2024         | November  | 12.4      | 34.2      | 175.8 %    |
| 2024         | December  | 19.5      | 20.4      | 4.6 %      |
| 2025         | January   | 13.0      | 6.4       | -50.8 %    |
| 2025         | February  | 20.5      | 0.0       | -100.0 %   |
| 2025         | March     | 45.5      | 13.6      | -70.1 %    |
| 2025         | April     | 226.7     | 204.2     | -9.9 %     |
| 2025         | May       | 431.0     | 477.1     | 10.7 %     |
| 2025         | June      | 474.4     | 555.4     | 17.1 %     |
| 2025         | July      | 416.3     | 403.4     | -3.1 %     |
| Total        |           | 3,098.7   | 3,015.9   | -2.7 %     |

| Commercial Vehicle Metres |           |           |           |            |
|---------------------------|-----------|-----------|-----------|------------|
| Year                      | Month     | Last Year | This Year | Variance % |
| 2024                      | August    | 6,503.4   | 6,461.0   | -0.7 %     |
| 2024                      | September | 7,135.1   | 5,903.6   | -17.3 %    |
| 2024                      | October   | 8,123.4   | 6,916.2   | -14.9 %    |
| 2024                      | November  | 5,961.3   | 7,357.3   | 23.4 %     |
| 2024                      | December  | 5,268.2   | 6,149.3   | 16.7 %     |
| 2025                      | January   | 5,757.0   | 6,129.6   | 6.5 %      |
| 2025                      | February  | 4,838.1   | 6,381.2   | 31.9 %     |
| 2025                      | March     | 6,834.9   | 6,611.7   | -3.3 %     |
| 2025                      | April     | 6,966.9   | 6,358.9   | -8.7 %     |
| 2025                      | May       | 6,993.4   | 6,296.3   | -10.0 %    |
| 2025                      | June      | 6,437.3   | 6,186.8   | -3.9 %     |
| 2025                      | July      | 6,425.4   | 6,355.7   | -1.1 %     |
| Total                     |           | 77,244.4  | 77,107.6  | -0.2 %     |



Cars



| Berneray - Leverburgh |           |           |           |         |
|-----------------------|-----------|-----------|-----------|---------|
| Year                  | Month     | Last Year | This Year | Var %   |
| 2024                  | August    | 2,871     | 2,917     | 1.6 %   |
| 2024                  | September | 1,620     | 2,235     | 38.0 %  |
| 2024                  | October   | 481       | 1,442     | 199.8 % |
| 2024                  | November  | 587       | 660       | 12.4 %  |
| 2024                  | December  | 325       | 752       | 131.4 % |
| 2025                  | January   | 600       | 878       | 46.3 %  |
| 2025                  | February  | 712       | 688       | -3.4 %  |
| 2025                  | March     | 938       | 1,364     | 45.4 %  |
| 2025                  | April     | 1,813     | 2,131     | 17.5 %  |
| 2025                  | May       | 2,646     | 2,930     | 10.7 %  |
| 2025                  | June      | 3,046     | 2,542     | -16.5 % |
| 2025                  | July      | 3,320     | 3,285     | -1.1 %  |
| Total                 |           | 18,959    | 21,824    | 15.1 %  |

| Uig - Tarbert/Lochmaddy |           |           |           |         |
|-------------------------|-----------|-----------|-----------|---------|
| Year                    | Month     | Last Year | This Year | Var %   |
| 2024                    | August    | 7,376     | 8,381     | 13.6 %  |
| 2024                    | September | 6,320     | 6,055     | -4.2 %  |
| 2024                    | October   | 5,478     | 5,287     | -3.5 %  |
| 2024                    | November  | 1,261     | 3,394     | 169.2 % |
| 2024                    | December  | 2,108     | 2,747     | 30.3 %  |
| 2025                    | January   | 2,028     | 2,128     | 4.9 %   |
| 2025                    | February  | 1,772     | 2,617     | 47.7 %  |
| 2025                    | March     | 3,687     | 3,531     | -4.2 %  |
| 2025                    | April     | 5,137     | 5,666     | 10.3 %  |
| 2025                    | May       | 6,720     | 6,963     | 3.6 %   |
| 2025                    | June      | 6,785     | 6,312     | -7.0 %  |
| 2025                    | July      | 8,242     | 8,180     | -0.8 %  |
| Total                   |           | 56,914    | 61,261    | 7.6 %   |



LGVs



| Berneray - Leverburgh |           |           |           |         |
|-----------------------|-----------|-----------|-----------|---------|
| Year                  | Month     | Last Year | This Year | Var %   |
| 2024                  | August    | 501       | 440       | -12.2 % |
| 2024                  | September | 324       | 455       | 40.4 %  |
| 2024                  | October   | 95        | 387       | 307.4 % |
| 2024                  | November  | 180       | 241       | 33.9 %  |
| 2024                  | December  | 111       | 194       | 74.8 %  |
| 2025                  | January   | 226       | 279       | 23.5 %  |
| 2025                  | February  | 199       | 176       | -11.6 % |
| 2025                  | March     | 243       | 372       | 53.1 %  |
| 2025                  | April     | 399       | 395       | -1.0 %  |
| 2025                  | May       | 408       | 387       | -5.1 %  |
| 2025                  | June      | 407       | 377       | -7.4 %  |
| 2025                  | July      | 494       | 454       | -8.1 %  |
| Total                 |           | 3,587     | 4,157     | 15.9 %  |

| Uig - Tarbert/Lochmaddy |           |           |           |         |
|-------------------------|-----------|-----------|-----------|---------|
| Year                    | Month     | Last Year | This Year | Var %   |
| 2024                    | August    | 547       | 526       | -3.8 %  |
| 2024                    | September | 494       | 477       | -3.4 %  |
| 2024                    | October   | 615       | 498       | -19.0 % |
| 2024                    | November  | 259       | 621       | 139.8 % |
| 2024                    | December  | 308       | 388       | 26.0 %  |
| 2025                    | January   | 332       | 331       | -0.3 %  |
| 2025                    | February  | 344       | 453       | 31.7 %  |
| 2025                    | March     | 468       | 513       | 9.6 %   |
| 2025                    | April     | 511       | 509       | -0.4 %  |
| 2025                    | May       | 460       | 511       | 11.1 %  |
| 2025                    | June      | 493       | 429       | -13.0 % |
| 2025                    | July      | 431       | 517       | 20.0 %  |
| Total                   |           | 5,262     | 5,773     | 9.7 %   |



Motorhomes



| Berneray - Leverburgh |           |           |           |         |
|-----------------------|-----------|-----------|-----------|---------|
| Year                  | Month     | Last Year | This Year | Var %   |
| 2024                  | August    | 517       | 585       | 13.2 %  |
| 2024                  | September | 470       | 576       | 22.6 %  |
| 2024                  | October   | 40        | 141       | 252.5 % |
| 2024                  | November  | 11        | 20        | 81.8 %  |
| 2024                  | December  | 8         | 14        | 75.0 %  |
| 2025                  | January   | 10        | 14        | 40.0 %  |
| 2025                  | February  | 16        | 21        | 31.3 %  |
| 2025                  | March     | 68        | 87        | 27.9 %  |
| 2025                  | April     | 307       | 396       | 29.0 %  |
| 2025                  | May       | 838       | 932       | 11.2 %  |
| 2025                  | June      | 657       | 626       | -4.7 %  |
| 2025                  | July      | 593       | 680       | 14.7 %  |
| Total                 |           | 3,535     | 4,092     | 15.8 %  |

| Uig - Tarbert/Lochmaddy |           |           |           |         |
|-------------------------|-----------|-----------|-----------|---------|
| Year                    | Month     | Last Year | This Year | Var %   |
| 2024                    | August    | 1,188     | 1,225     | 3.1 %   |
| 2024                    | September | 1,064     | 1,297     | 21.9 %  |
| 2024                    | October   | 534       | 513       | -3.9 %  |
| 2024                    | November  | 16        | 154       | 862.5 % |
| 2024                    | December  | 57        | 92        | 61.4 %  |
| 2025                    | January   | 83        | 67        | -19.3 % |
| 2025                    | February  | 65        | 111       | 70.8 %  |
| 2025                    | March     | 302       | 265       | -12.3 % |
| 2025                    | April     | 729       | 917       | 25.8 %  |
| 2025                    | May       | 1,419     | 1,549     | 9.2 %   |
| 2025                    | June      | 1,265     | 1,228     | -2.9 %  |
| 2025                    | July      | 1,175     | 1,263     | 7.5 %   |
| Total                   |           | 7,897     | 8,681     | 9.9 %   |



Reliability & Punctuality



Reliability

| Route |           | Berneray - Leverburgh |        | Uig - Tarbert/Lochmaddy |        |
|-------|-----------|-----------------------|--------|-------------------------|--------|
| Year  | Month     | Contractual           | Actual | Contractual             | Actual |
| 2024  | August    | 99.2%                 | 96.7%  | 100.0%                  | 100.0% |
|       | September | 100.0%                | 93.5%  | 100.0%                  | 100.0% |
|       | October   | 100.0%                | 95.2%  | 98.9%                   | 91.7%  |
|       | November  | 74.8%                 | 62.6%  | 100.0%                  | 93.9%  |
|       | December  | 93.2%                 | 83.1%  | 100.0%                  | 88.3%  |
| 2025  | January   | 100.0%                | 96.6%  | 100.0%                  | 95.1%  |
|       | February  | 100.0%                | 73.0%  | 100.0%                  | 90.8%  |
|       | March     | 100.0%                | 96.4%  | 99.4%                   | 97.6%  |
|       | April     | 98.1%                 | 98.1%  | 99.5%                   | 98.4%  |
|       | May       | 100.0%                | 97.4%  | 97.4%                   | 97.4%  |
|       | June      | 96.8%                 | 89.7%  | 91.3%                   | 89.7%  |
|       | July      | 100.0%                | 100.0% | 100.0%                  | 100.0% |
| Total |           | 97.7%                 | 92.0%  | 98.8%                   | 95.4%  |



Punctuality

| Route |           | Berneray - Leverburgh |        | Uig - Tarbert/Lochmaddy |        |
|-------|-----------|-----------------------|--------|-------------------------|--------|
| Year  | Month     | Contractual           | Actual | Contractual             | Actual |
| 2024  | August    | 100.0%                | 99.6%  | 97.0%                   | 75.9%  |
|       | September | 98.9%                 | 90.4%  | 98.9%                   | 91.2%  |
|       | October   | 99.4%                 | 99.4%  | 96.4%                   | 75.2%  |
|       | November  | 100.0%                | 69.4%  | 100.0%                  | 73.4%  |
|       | December  | 100.0%                | 90.8%  | 93.7%                   | 80.4%  |
| 2025  | January   | 100.0%                | 95.6%  | 99.4%                   | 90.9%  |
|       | February  | 98.1%                 | 88.0%  | 99.3%                   | 87.0%  |
|       | March     | 99.4%                 | 98.8%  | 94.6%                   | 81.3%  |
|       | April     | 90.8%                 | 77.7%  | 94.4%                   | 77.7%  |
|       | May       | 91.7%                 | 76.3%  | 55.3%                   | 52.6%  |
|       | June      | 96.9%                 | 65.9%  | 33.7%                   | 29.7%  |
|       | July      | 100.0%                | 98.8%  | 94.6%                   | 87.8%  |
| Total |           | 97.5%                 | 87.8%  | 87.5%                   | 74.9%  |





Reliability & Punctuality Summary

Summary of Scheduled, Operated, Cancelled & Diverted Sailings  
by Route & Leg

| Year  | Month | Route                   | Leg                 | Operated Sailings | Scheduled Sailings | Additional Sailings | Cancelled Sailings | Diverted Sailings |
|-------|-------|-------------------------|---------------------|-------------------|--------------------|---------------------|--------------------|-------------------|
| 2025  | July  | Berneray - Leverburgh   | Berneray-Leverburgh | 130               | 130                | 0                   | 0                  | 0                 |
| 2025  | July  | Berneray - Leverburgh   | Leverburgh-Berneray | 130               | 130                | 0                   | 0                  | 0                 |
| 2025  | July  | Uig - Tarbert/Lochmaddy | Lochmaddy-Uig       | 55                | 55                 | 0                   | 0                  | 0                 |
| 2025  | July  | Uig - Tarbert/Lochmaddy | Tarbert-Uig         | 48                | 48                 | 0                   | 0                  | 0                 |
| 2025  | July  | Uig - Tarbert/Lochmaddy | Uig-Lochmaddy       | 54                | 54                 | 0                   | 0                  | 0                 |
| 2025  | July  | Uig - Tarbert/Lochmaddy | Uig-Tarbert         | 49                | 48                 | 1                   | 0                  | 0                 |
| Total |       |                         |                     | 466               | 465                | 1                   | 0                  | 0                 |

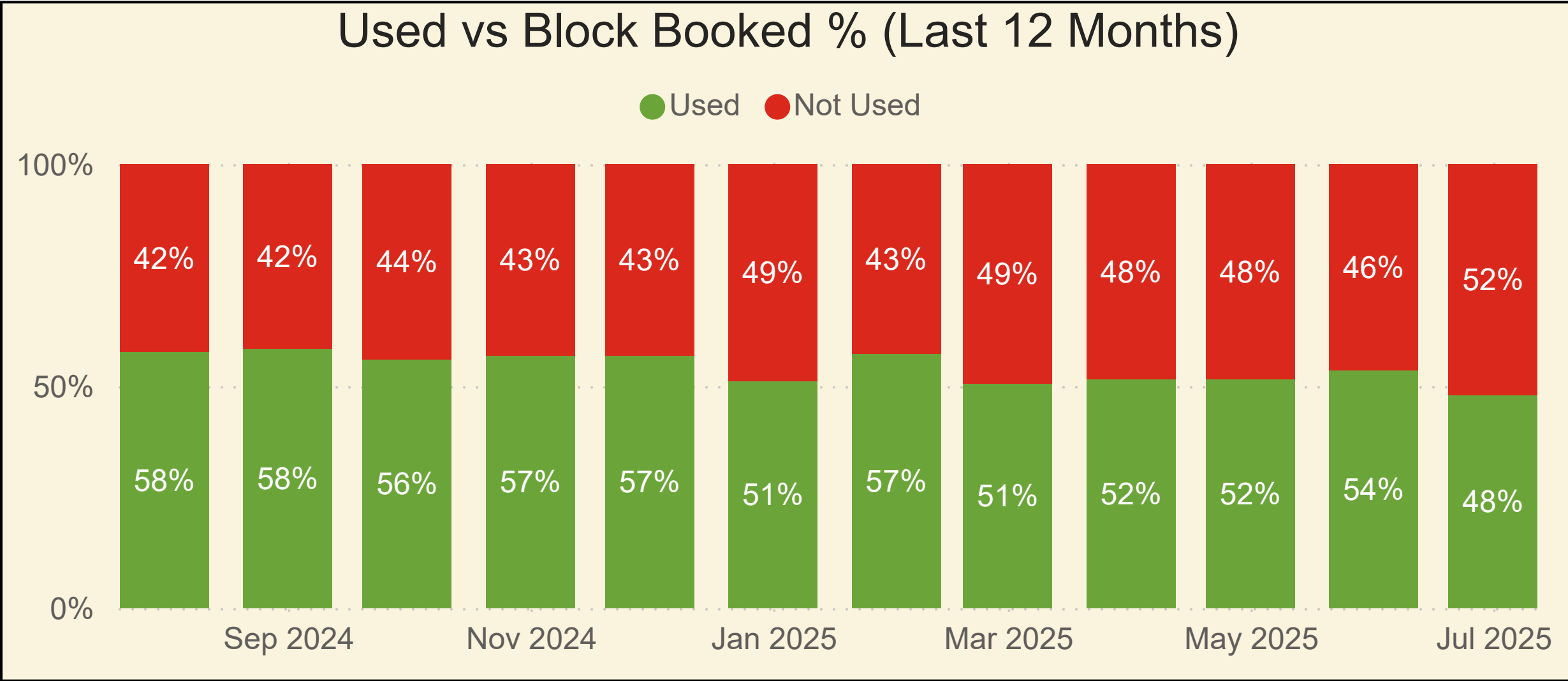
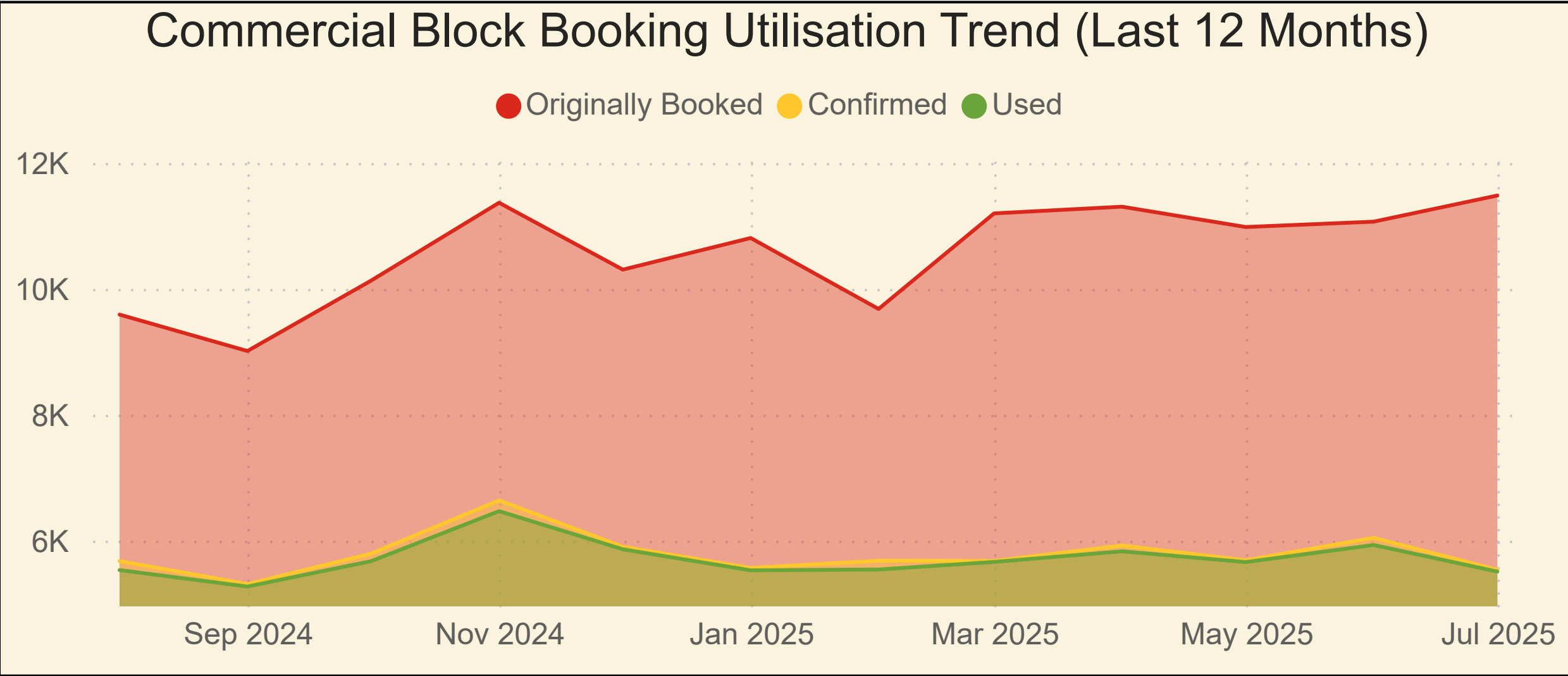
Summary of Cancellations, Lateness & Relief Events  
by Route & Leg

| Year  | Month | Route                   | Leg                 | Cancelled Sailings | Cancelled (Relief) | Cancelled (No Relief) | On Time | Level 1 Late | Level 1 (Relief) | Level 1 (No Relief) | Level 2 Late | Level 2 (Relief) | Level 2 (No Relief) |
|-------|-------|-------------------------|---------------------|--------------------|--------------------|-----------------------|---------|--------------|------------------|---------------------|--------------|------------------|---------------------|
| 2025  | July  | Berneray - Leverburgh   | Berneray-Leverburgh | 0                  | 0                  | 0                     | 129     | 1            | 1                | 0                   | 0            | 0                | 0                   |
| 2025  | July  | Berneray - Leverburgh   | Leverburgh-Berneray | 0                  | 0                  | 0                     | 128     | 2            | 2                | 0                   | 0            | 0                | 0                   |
| 2025  | July  | Uig - Tarbert/Lochmaddy | Lochmaddy-Uig       | 0                  | 0                  | 0                     | 50      | 4            | 2                | 2                   | 1            | 0                | 1                   |
| 2025  | July  | Uig - Tarbert/Lochmaddy | Tarbert-Uig         | 0                  | 0                  | 0                     | 41      | 4            | 2                | 2                   | 3            | 2                | 1                   |
| 2025  | July  | Uig - Tarbert/Lochmaddy | Uig-Lochmaddy       | 0                  | 0                  | 0                     | 46      | 4            | 4                | 0                   | 4            | 2                | 2                   |
| 2025  | July  | Uig - Tarbert/Lochmaddy | Uig-Tarbert         | 0                  | 0                  | 0                     | 43      | 2            | 0                | 2                   | 3            | 2                | 1                   |
| Total |       |                         |                     | 0                  | 0                  | 0                     | 437     | 17           | 11               | 6                   | 11           | 6                | 5                   |



Block Booked vs Utilised

| Route Name              | Month Year | Originally Booked | Booked 24hrs Prior | Confirmed | No Show | Used   | Confirmed vs Block Booked | Used vs Confirmed | Used vs Block Booked |
|-------------------------|------------|-------------------|--------------------|-----------|---------|--------|---------------------------|-------------------|----------------------|
| Uig - Tarbert/Lochmaddy | Aug-2024   | 9,591             | 6,459              | 5,675     | 143     | 5,532  | 59%                       | 97%               | 58%                  |
| Uig - Tarbert/Lochmaddy | Sep-2024   | 9,012             | 5,902              | 5,310     | 40      | 5,270  | 59%                       | 99%               | 58%                  |
| Uig - Tarbert/Lochmaddy | Oct-2024   | 10,132            | 6,850              | 5,793     | 119     | 5,674  | 57%                       | 98%               | 56%                  |
| Uig - Tarbert/Lochmaddy | Nov-2024   | 11,368            | 7,759              | 6,639     | 171     | 6,468  | 58%                       | 97%               | 57%                  |
| Uig - Tarbert/Lochmaddy | Dec-2024   | 10,305            | 7,002              | 5,904     | 41      | 5,863  | 57%                       | 99%               | 57%                  |
| Uig - Tarbert/Lochmaddy | Jan-2025   | 10,808            | 7,262              | 5,566     | 38      | 5,528  | 52%                       | 99%               | 51%                  |
| Uig - Tarbert/Lochmaddy | Feb-2025   | 9,680             | 6,259              | 5,681     | 140     | 5,542  | 59%                       | 98%               | 57%                  |
| Uig - Tarbert/Lochmaddy | Mar-2025   | 11,199            | 6,644              | 5,679     | 17      | 5,662  | 51%                       | 100%              | 51%                  |
| Uig - Tarbert/Lochmaddy | Apr-2025   | 11,305            | 6,582              | 5,922     | 92      | 5,831  | 52%                       | 98%               | 52%                  |
| Uig - Tarbert/Lochmaddy | May-2025   | 10,982            | 6,429              | 5,689     | 29      | 5,660  | 52%                       | 99%               | 52%                  |
| Uig - Tarbert/Lochmaddy | Jun-2025   | 11,067            | 6,963              | 6,045     | 115     | 5,930  | 55%                       | 98%               | 54%                  |
| Uig - Tarbert/Lochmaddy | Jul-2025   | 11,483            | 6,670              | 5,537     | 29      | 5,508  | 48%                       | 99%               | 48%                  |
| Total                   |            | 126,931           | 80,777             | 69,440    | 972     | 68,468 | 55%                       | 99%               | 54%                  |



**Note:** This report shows block bookings made by block booking customers for any commercial vehicle over 6 metres in length or any LGV that consumes High Lane Metreage. It does not include any bookings on sailings that were cancelled by CalMac. High Lane Metreage refers to deck meterage for high vehicles such as Commercials or LGVs.