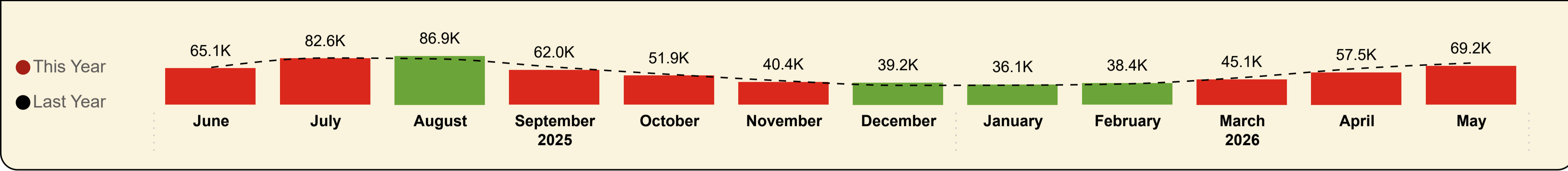




Shipped Passengers

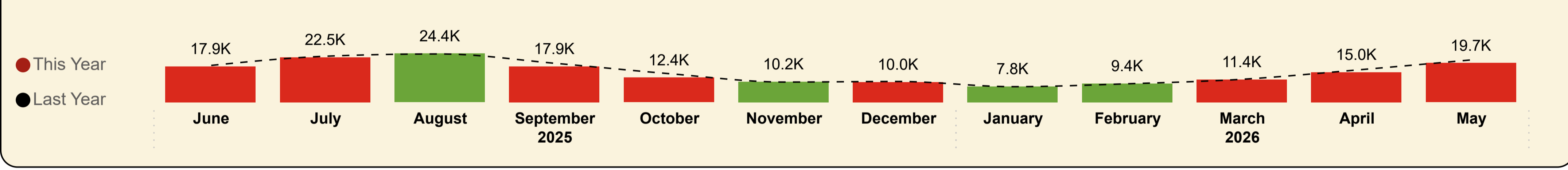
Wemyss Bay - Rothesay



This Month YoY
69,177
LY: 74,464 (-7.1%)

YoY
674,364
LY: 689,516 (-2.2%)

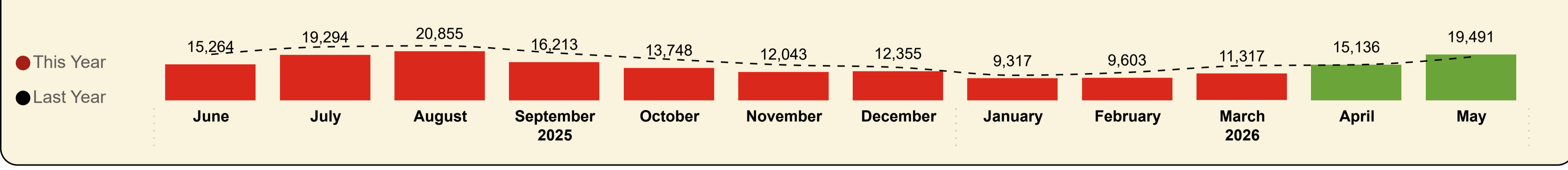
Colintraive - Rhubodach



This Month YoY
19,685
LY: 21,217 (-7.22%)

YoY
178,617
LY: 185,902 (-3.9%)

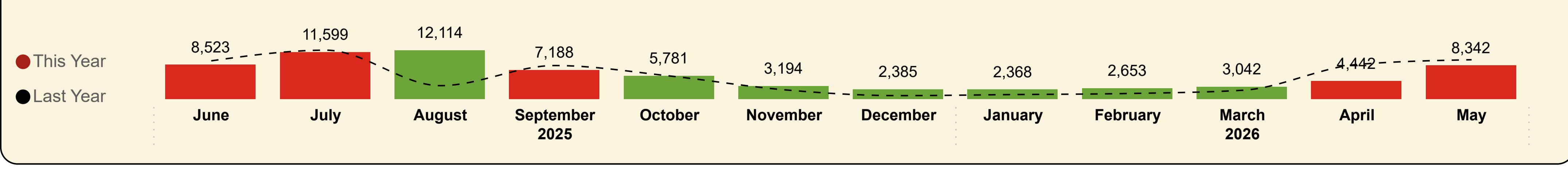
Gourock - Dunoon



This Month YoY
(Blank)
LY: 8 (-100%)

YoY
174,636
LY: 202,543 (-13.8%)

Tarbert LF - Portavadie

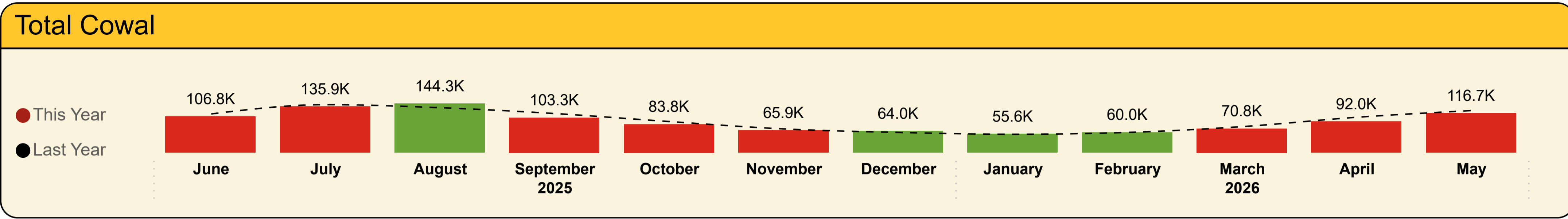


This Month YoY
8,342
LY: 9,737 (-14.33%)

YoY
71,631
LY: 64,968 (+10.3%)



Shipped Passengers



This Month YoY

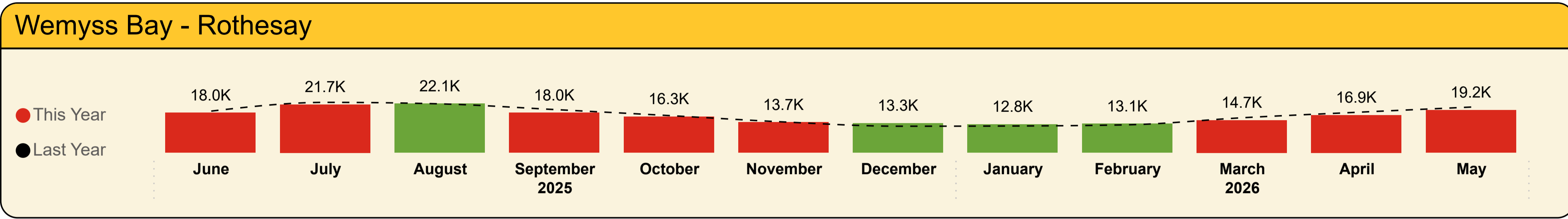
(Blank)
LY: 8 (-100%)

YoY

1,099,248
LY: 1,142,929 (-3.8%)

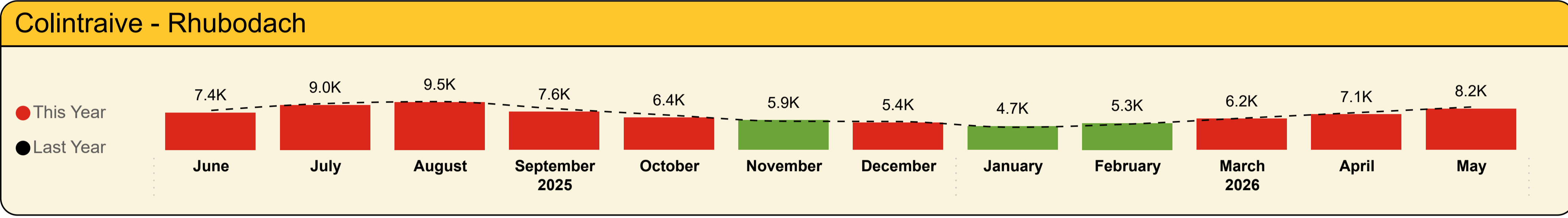


Shipped Cars



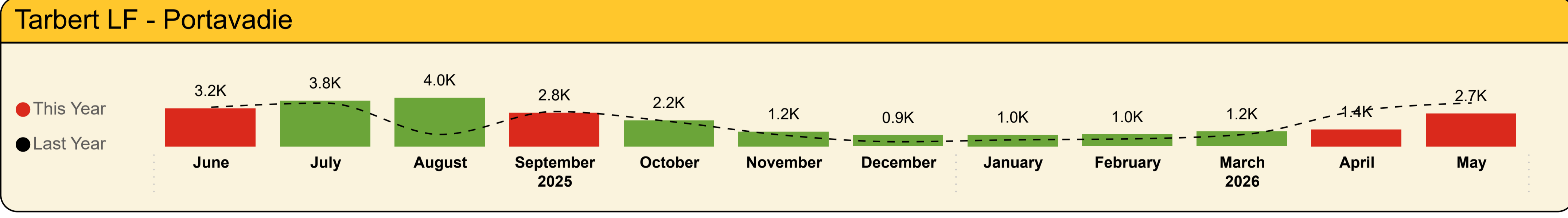
This Month YoY
19,212
LY: 20,581 (-6.65%)

YoY
199,877
LY: 204,623 (-2.3%)




This Month YoY
8,206
LY: 8,560 (-4.14%)

YoY
82,927
LY: 85,180 (-2.6%)



This Month YoY
2,741
LY: 3,616 (-24.2%)

YoY
25,482
LY: 22,847 (+11.5%)

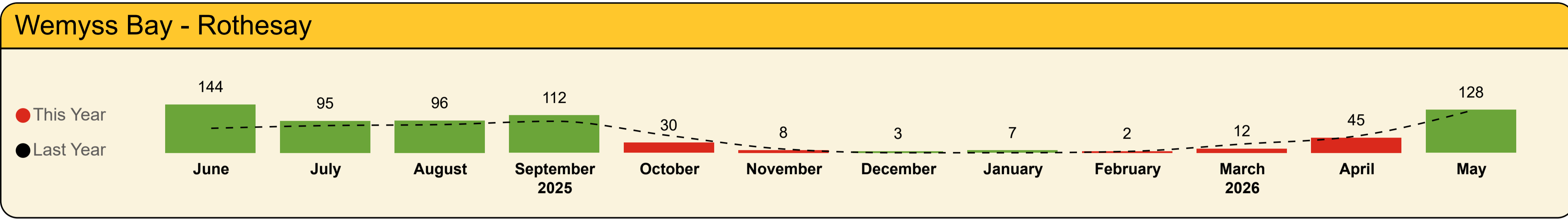


This Month YoY
30,159
LY: 32,757 (-7.93%)

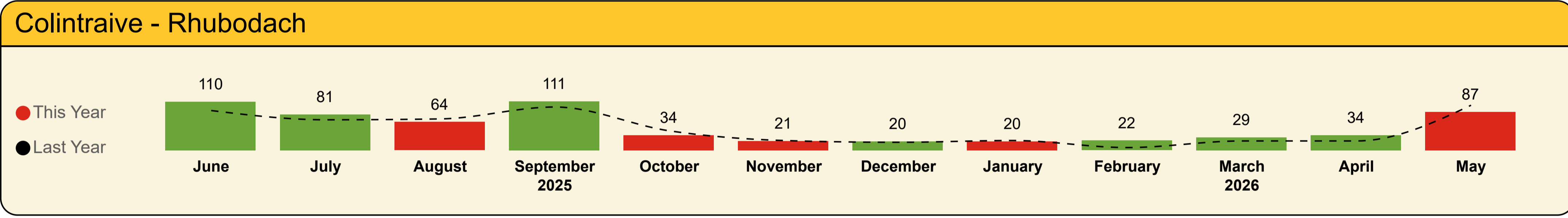
YoY
308,286
LY: 312,650 (-1.4%)



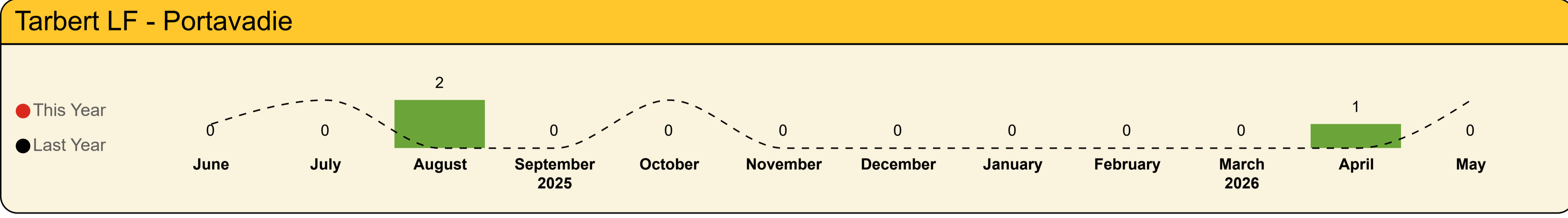
Shipped Coaches




This Month YoY
128 LY: 126 (+1.59%)
YoY
682 LY: 600 (+13.7%)



This Month YoY
87 LY: 102 (-14.71%)
YoY
633 LY: 584 (+8.4%)



This Month YoY
0 LY: 2 (-100%)
YoY
3 LY: 7 (-57.1%)

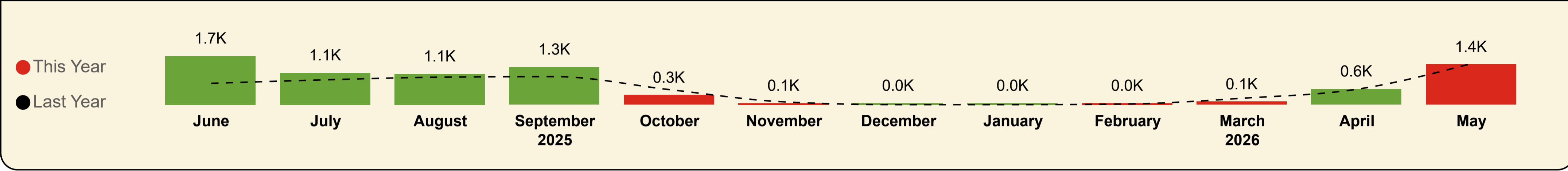


This Month YoY
215 LY: 230 (-6.52%)
YoY
1318 LY: 1,191 (+10.7%)



Shipped Coach Metres

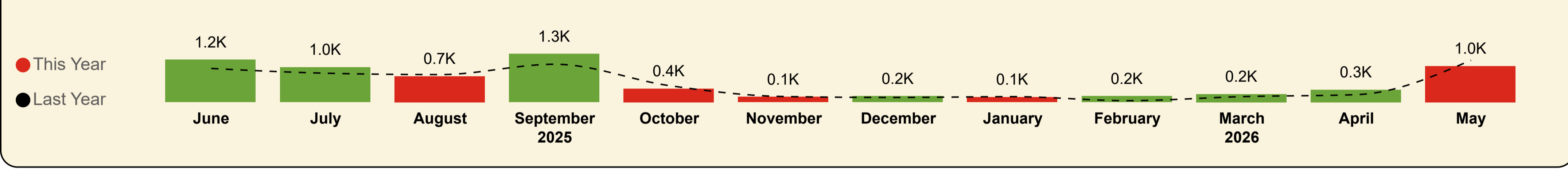
Wemyss Bay - Rothesay



This Month YoY
1.4K
LY: 1.5K (-1.8%)

YoY
7.9K
LY: 6.5K (+20.8%)

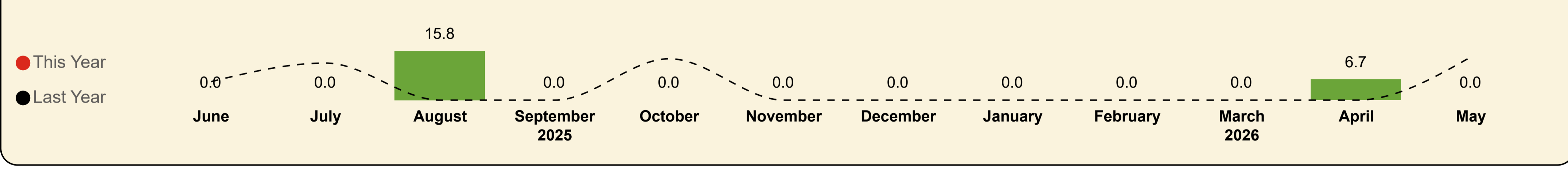
Colintraive - Rhubodach



This Month YoY
996.3
LY: 1.2K (-14%)

YoY
6.7K
LY: 6.0K (+12.5%)

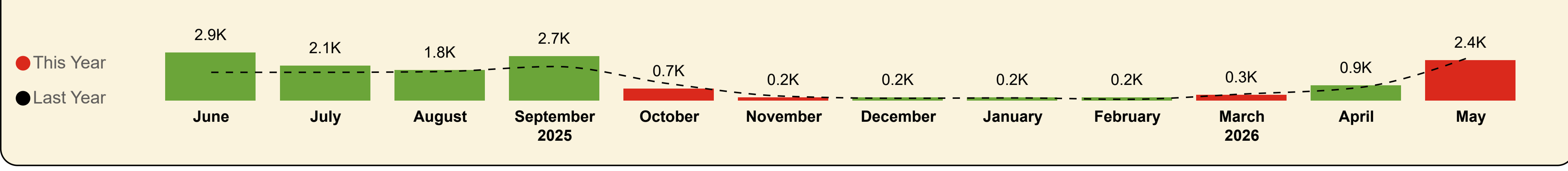
Tarbert LF - Portavadie



This Month YoY
0.0
LY: 14.0 (-100%)

YoY
22.5
LY: 45.4 (-50.4%)

Cowal Total

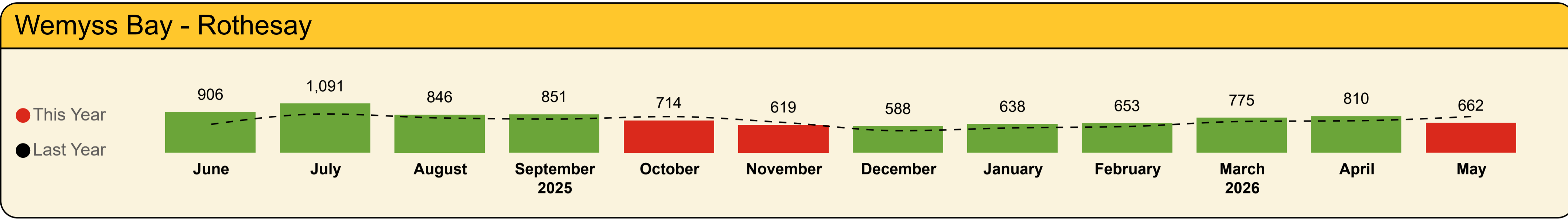


This Month YoY
2.4K
LY: 2.6K (-7.7%)

YoY
14.7K
LY: 12.6K (+16.6%)

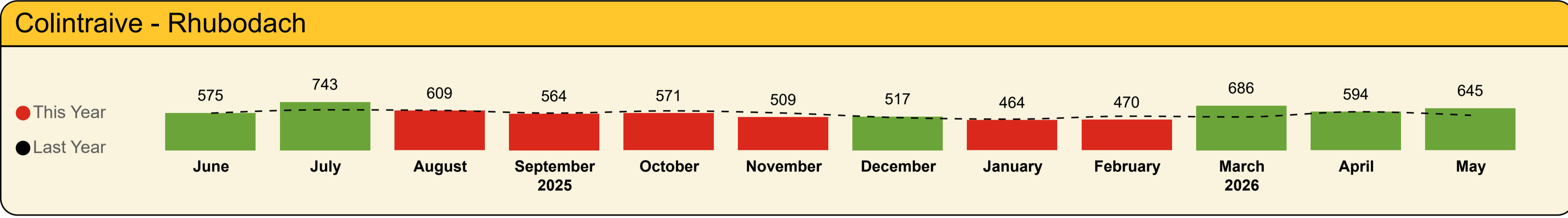


Shipped Commercial Vehicles



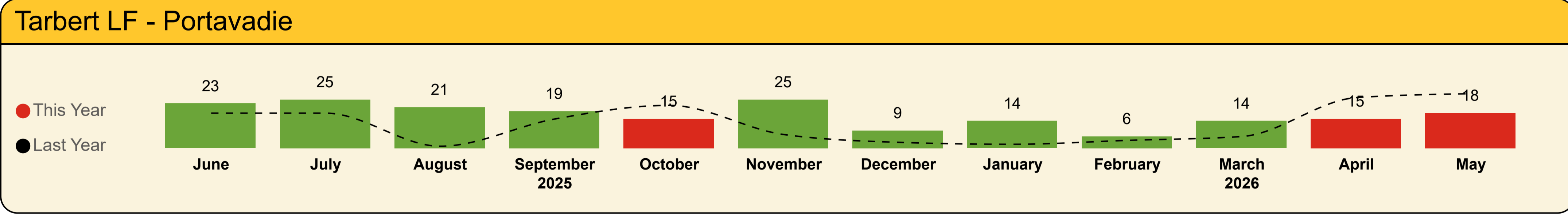
This Month YoY
662
LY: 805 (-17.8%)

YoY
9,153
LY: 8,325 (+9.9%)



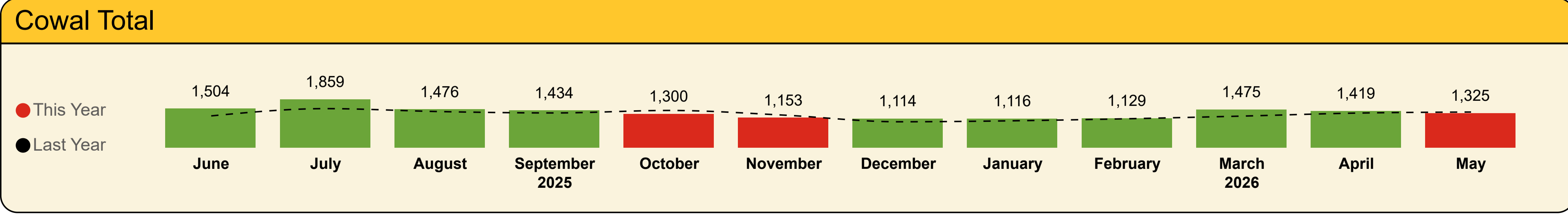
This Month YoY
645
LY: 538 (+19.9%)

YoY
6,947
LY: 6,712 (+3.5%)



This Month YoY
18
LY: 28 (-35.7%)

YoY
204
LY: 150 (+36%)

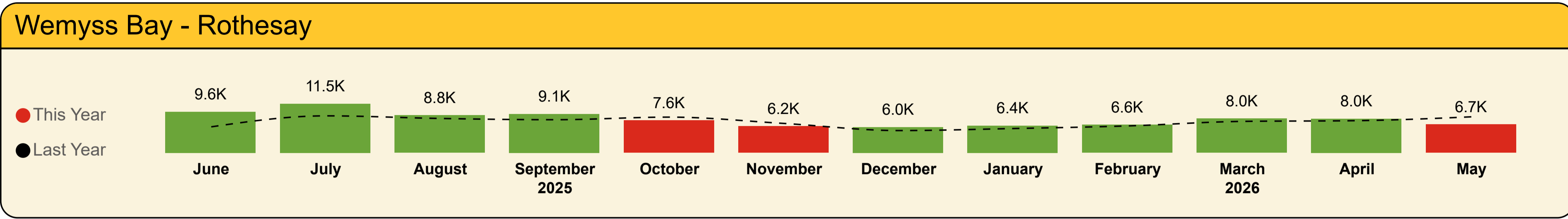


This Month YoY
1,325
LY: 1,371 (-3.4%)

YoY
16,304
LY: 15,187 (+7.4%)

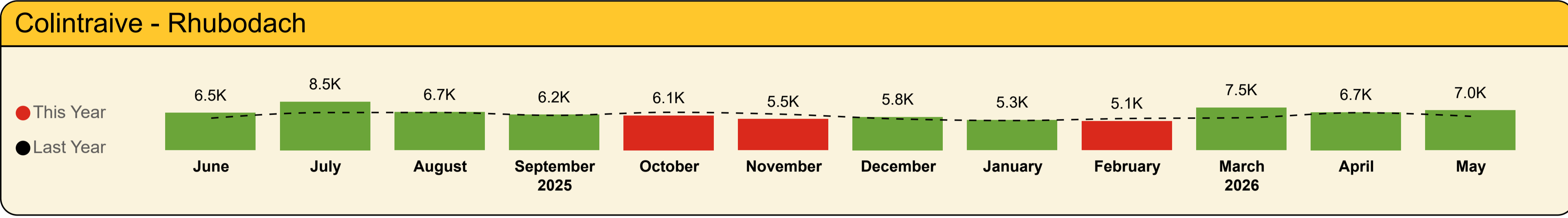


Shipped Commercial Vehicle Metres



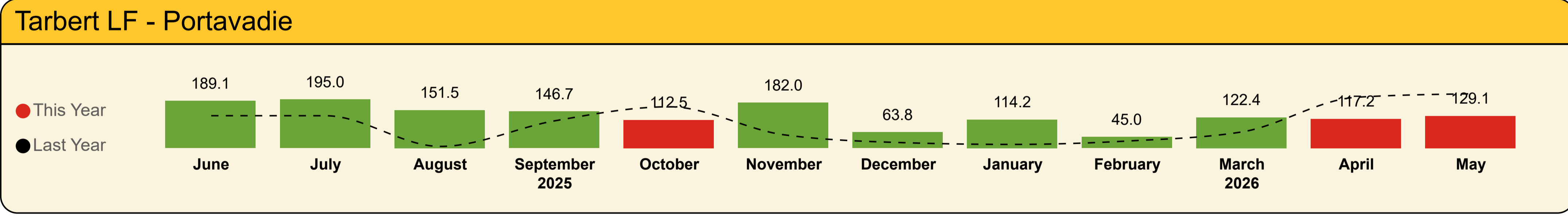
This Month YoY
6.7K
LY: 8.4K (-21%)

YoY
94.4K
LY: 86.3K (+9.5%)



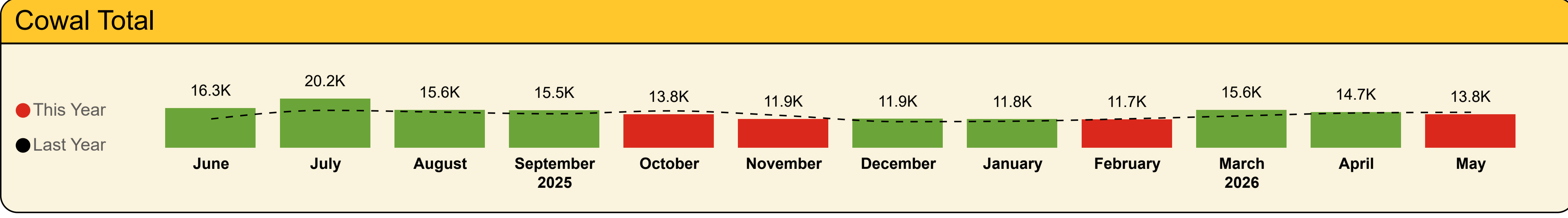
This Month YoY
7.0K
LY: 5.9K (+17.9%)

YoY
76.8K
LY: 72.3K (+6.3%)



This Month YoY
129.1
LY: 217.4 (-40.6%)

YoY
1.6K
LY: 1.1K (+36.7%)



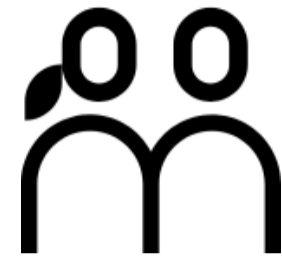
This Month YoY
13.8K
LY: 14.6K (-5.4%)

YoY
172.8K
LY: 159.7K (+8.2%)



Cowal Total

Contractual Carrying Groups



This Month 116,695	This Year 1,099,248
Last Year 123,855	Last Year 1,142,929
Variance -5.8%	Variance -3.8%

This Month 30,159	This Year 308,286
Last Year 32,757	Last Year 312,650
Variance -7.9%	Variance -1.4%

This Month 2,438	This Year 14,673
Last Year 2,641	Last Year 12,589
Variance -7.7%	Variance 16.6%

This Month 13,798	This Year 172,827
Last Year 14,590	Last Year 159,718
Variance -5.4%	Variance 8.2%

Passengers

Cars

Coach Metres

Commercial Vehicle Metres

Month	Last Year	This Year	Variance
Jun-25	114,016	106,806	-6.3%
Jul-25	141,284	135,916	-3.8%
Aug-25	132,292	144,320	9.1%
Sep-25	115,147	103,326	-10.3%
Oct-25	91,593	83,820	-8.5%
Nov-25	69,962	65,903	-5.8%
Dec-25	59,688	63,985	7.2%
Jan-26	54,310	55,584	2.3%
Feb-26	59,731	60,039	0.5%
Mar-26	76,789	70,821	-7.8%
Apr-26	104,262	92,033	-11.7%
May-26	123,855	116,695	-5.8%
Total	1,142,929	1,099,248	-3.8%

Month	Last Year	This Year	Variance
Jun-25	29,887	28,627	-4.2%
Jul-25	35,532	34,510	-2.9%
Aug-25	32,624	35,686	9.4%
Sep-25	30,569	28,383	-7.2%
Oct-25	25,728	24,855	-3.4%
Nov-25	20,504	20,903	1.9%
Dec-25	17,977	19,671	9.4%
Jan-26	17,093	18,493	8.2%
Feb-26	18,336	19,409	5.9%
Mar-26	23,054	22,137	-4.0%
Apr-26	28,589	25,453	-11.0%
May-26	32,757	30,159	-7.9%
Total	312,650	308,286	-1.4%

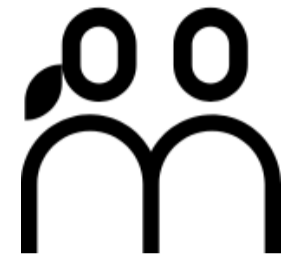
Month	Last Year	This Year	Variance
Jun-25	1,699	2,910	71.3%
Jul-25	1,699	2,099	23.5%
Aug-25	1,744	1,833	5.1%
Sep-25	2,048	2,677	30.7%
Oct-25	1,008	719	-28.7%
Nov-25	256	197	-23.1%
Dec-25	130	187	43.1%
Jan-26	153	188	22.6%
Feb-26	68	181	166.2%
Mar-26	383	337	-12.1%
Apr-26	759	909	19.7%
May-26	2,641	2,438	-7.7%
Total	12,589	14,673	16.6%

Month	Last Year	This Year	Variance
Jun-25	11,831	16,349	38.2%
Jul-25	15,384	20,207	31.4%
Aug-25	14,658	15,611	6.5%
Sep-25	13,968	15,487	10.9%
Oct-25	15,169	13,790	-9.1%
Nov-25	13,225	11,867	-10.3%
Dec-25	10,707	11,901	11.2%
Jan-26	10,895	11,761	7.9%
Feb-26	11,877	11,711	-1.4%
Mar-26	13,110	15,596	19.0%
Apr-26	14,304	14,748	3.1%
May-26	14,590	13,798	-5.4%
Total	159,718	172,827	8.2%



Wemyss Bay - Rothesay

Contractual Carrying Groups



This Month 69,177	This Year 674,364
Last Year 74,464	Last Year 689,516
Variance -7.1%	Variance -2.2%

This Month 19,212	This Year 199,877
Last Year 20,581	Last Year 204,623
Variance -6.7%	Variance -2.3%

This Month 1,442	This Year 7,908
Last Year 1,469	Last Year 6,548
Variance -1.8%	Variance 20.8%

This Month 6,665	This Year 94,442
Last Year 8,433	Last Year 86,275
Variance -21.0%	Variance 9.5%

Passengers

Cars

Coach Metres

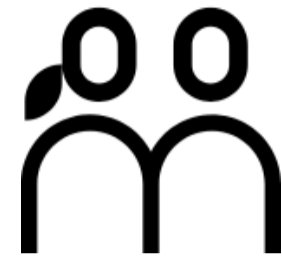
Commercial Vehicle Metres

Month	Last Year	This Year	Variance
Jun-25	66,591	65,120	-2.2%
Jul-25	83,404	82,558	-1.0%
Aug-25	81,635	86,934	6.5%
Sep-25	67,196	62,004	-7.7%
Oct-25	54,169	51,927	-4.1%
Nov-25	42,538	40,429	-5.0%
Dec-25	34,507	39,206	13.6%
Jan-26	34,810	36,050	3.6%
Feb-26	37,278	38,420	3.1%
Mar-26	48,465	45,071	-7.0%
Apr-26	64,459	57,468	-10.8%
May-26	74,464	69,177	-7.1%
Total	689,516	674,364	-2.2%

Month	Last Year	This Year	Variance
Jun-25	18,755	18,018	-3.9%
Jul-25	22,688	21,746	-4.2%
Aug-25	22,008	22,114	0.5%
Sep-25	19,442	17,991	-7.5%
Oct-25	16,728	16,253	-2.8%
Nov-25	13,866	13,732	-1.0%
Dec-25	11,948	13,291	11.2%
Jan-26	12,044	12,812	6.4%
Feb-26	12,584	13,080	3.9%
Mar-26	15,761	14,688	-6.8%
Apr-26	18,218	16,940	-7.0%
May-26	20,581	19,212	-6.7%
Total	204,623	199,877	-2.3%

Month	Last Year	This Year	Variance
Jun-25	763	1,738	127.9%
Jul-25	888	1,136	27.9%
Aug-25	982	1,101	12.1%
Sep-25	1,002	1,343	34.1%
Oct-25	537	345	-35.8%
Nov-25	100	51	-49.2%
Dec-25	0	19	0.0%
Jan-26	0	48	0.0%
Feb-26	26	13	-50.0%
Mar-26	230	113	-50.9%
Apr-26	551	560	1.5%
May-26	1,469	1,442	-1.8%
Total	6,548	7,908	20.8%

Month	Last Year	This Year	Variance
Jun-25	6,081	9,624	58.2%
Jul-25	8,658	11,510	32.9%
Aug-25	8,045	8,792	9.3%
Sep-25	7,752	9,106	17.5%
Oct-25	8,360	7,601	-9.1%
Nov-25	6,875	6,211	-9.6%
Dec-25	5,206	6,019	15.6%
Jan-26	5,682	6,358	11.9%
Feb-26	6,295	6,563	4.3%
Mar-26	7,358	8,018	9.0%
Apr-26	7,529	7,974	5.9%
May-26	8,433	6,665	-21.0%
Total	86,275	94,442	9.5%



This Month 19,685	This Year 178,617
Last Year 21,217	Last Year 185,902
Variance -7.2%	Variance -3.9%

This Month 8,206	This Year 82,927
Last Year 8,560	Last Year 85,180
Variance -4.1%	Variance -2.6%

This Month 996	This Year 6,743
Last Year 1,158	Last Year 5,996
Variance -14.0%	Variance 12.5%

This Month 7,003	This Year 76,816
Last Year 5,939	Last Year 72,296
Variance 17.9%	Variance 6.3%

Passengers

Month	Last Year	This Year	Variance
Jun-25	18,449	17,899	-3.0%
Jul-25	23,047	22,465	-2.5%
Aug-25	24,182	24,417	1.0%
Sep-25	19,502	17,921	-8.1%
Oct-25	14,294	12,364	-13.5%
Nov-25	10,108	10,237	1.3%
Dec-25	10,395	10,039	-3.4%
Jan-26	7,795	7,849	0.7%
Feb-26	9,250	9,363	1.2%
Mar-26	11,510	11,391	-1.0%
Apr-26	16,153	14,987	-7.2%
May-26	21,217	19,685	-7.2%
Total	185,902	178,617	-3.9%

Cars


Month	Last Year	This Year	Variance
Jun-25	7,869	7,441	-5.4%
Jul-25	9,237	8,966	-2.9%
Aug-25	9,626	9,525	-1.0%
Sep-25	8,223	7,594	-7.6%
Oct-25	6,923	6,431	-7.1%
Nov-25	5,711	5,947	4.1%
Dec-25	5,648	5,446	-3.6%
Jan-26	4,509	4,721	4.7%
Feb-26	5,132	5,330	3.9%
Mar-26	6,316	6,211	-1.7%
Apr-26	7,426	7,109	-4.3%
May-26	8,560	8,206	-4.1%
Total	85,180	82,927	-2.6%

Coach Metres

Month	Last Year	This Year	Variance
Jun-25	930	1,172	26.0%
Jul-25	799	963	20.5%
Aug-25	761	716	-5.9%
Sep-25	1,047	1,334	27.4%
Oct-25	457	374	-18.3%
Nov-25	156	146	-6.4%
Dec-25	130	167	28.4%
Jan-26	153	140	-8.4%
Feb-26	42	168	300.0%
Mar-26	153	224	46.1%
Apr-26	208	343	64.5%
May-26	1,158	996	-14.0%
Total	5,996	6,743	12.5%

Commercial Vehicle Metres

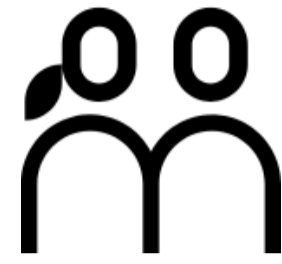
Month	Last Year	This Year	Variance
Jun-25	5,620	6,537	16.3%
Jul-25	6,596	8,502	28.9%
Aug-25	6,606	6,668	0.9%
Sep-25	6,107	6,235	2.1%
Oct-25	6,643	6,077	-8.5%
Nov-25	6,297	5,474	-13.1%
Dec-25	5,479	5,818	6.2%
Jan-26	5,198	5,289	1.8%
Feb-26	5,554	5,103	-8.1%
Mar-26	5,687	7,455	31.1%
Apr-26	6,571	6,656	1.3%
May-26	5,939	7,003	17.9%
Total	72,296	76,816	6.3%



This Month 19,491	This Year 174,636
Last Year 18,437 Variance 5.7%	Last Year 202,543 Variance -13.8%

Passengers

Month	Last Year	This Year	Variance
Jun-25	19,507	15,264	-21.8%
Jul-25	22,725	19,294	-15.1%
Aug-25	23,159	20,855	-9.9%
Sep-25	20,150	16,213	-19.5%
Oct-25	17,408	13,748	-21.0%
Nov-25	15,028	12,043	-19.9%
Dec-25	13,946	12,355	-11.4%
Jan-26	10,604	9,317	-12.1%
Feb-26	11,838	9,603	-18.9%
Mar-26	14,650	11,317	-22.8%
Apr-26	15,091	15,136	0.3%
May-26	18,437	19,491	5.7%
Total	202,543	174,636	-13.8%



This Month 8,342	This Year 71,631
Last Year 9,737	Last Year 64,968
Variance -14.3%	Variance 10.3%

This Month 2,741	This Year 25,482
Last Year 3,616	Last Year 22,847
Variance -24.2%	Variance 11.5%

This Month 0	This Year 23
Last Year 14	Last Year 45
Variance -100.0%	Variance -50.4%

This Month 129	This Year 1,569
Last Year 217	Last Year 1,147
Variance -40.6%	Variance 36.7%

Passengers

Month	Last Year	This Year	Variance
Jun-25	9,469	8,523	-10.0%
Jul-25	12,108	11,599	-4.2%
Aug-25	3,316	12,114	265.3%
Sep-25	8,299	7,188	-13.4%
Oct-25	5,722	5,781	1.0%
Nov-25	2,288	3,194	39.6%
Dec-25	840	2,385	183.9%
Jan-26	1,101	2,368	115.1%
Feb-26	1,365	2,653	94.4%
Mar-26	2,164	3,042	40.6%
Apr-26	8,559	4,442	-48.1%
May-26	9,737	8,342	-14.3%
Total	64,968	71,631	10.3%

Cars

Month	Last Year	This Year	Variance
Jun-25	3,263	3,168	-2.9%
Jul-25	3,607	3,798	5.3%
Aug-25	990	4,047	308.8%
Sep-25	2,904	2,798	-3.7%
Oct-25	2,077	2,171	4.5%
Nov-25	927	1,224	32.0%
Dec-25	381	934	145.1%
Jan-26	540	960	77.8%
Feb-26	620	999	61.1%
Mar-26	977	1,238	26.7%
Apr-26	2,945	1,404	-52.3%
May-26	3,616	2,741	-24.2%
Total	22,847	25,482	11.5%

Coach Metres

Month	Last Year	This Year	Variance
Jun-25	6	0	-100.0%
Jul-25	12	0	-100.0%
Aug-25	0	16	0.0%
Sep-25	0	0	0.0%
Oct-25	13	0	-100.0%
Nov-25	0	0	0.0%
Dec-25	0	0	0.0%
Jan-26	0	0	0.0%
Feb-26	0	0	0.0%
Mar-26	0	0	0.0%
Apr-26	0	7	0.0%
May-26	14	0	-100.0%
Total	45	23	-50.4%

Commercial Vehicle Metres

Month	Last Year	This Year	Variance
Jun-25	130	189	45.7%
Jul-25	130	195	50.3%
Aug-25	7	152	2,064.3%
Sep-25	109	147	34.1%
Oct-25	166	113	-32.0%
Nov-25	54	182	240.2%
Dec-25	23	64	182.3%
Jan-26	15	114	661.3%
Feb-26	29	45	57.9%
Mar-26	65	122	88.3%
Apr-26	204	117	-42.4%
May-26	217	129	-40.6%
Total	1,147	1,569	36.7%



Cars



Colintraive - Rhubodach

Month	Last Year	This Year	Var %
Jun-25	6,493	6,491	-2.0%
Jul-25	7,742	7,810	1.7%
Aug-25	8,225	8,486	2.9%
Sep-25	6,855	6,645	-4.6%
Oct-25	5,763	5,440	-5.3%
Nov-25	4,770	5,084	7.5%
Dec-25	4,834	4,616	0.1%
Jan-26	3,842	3,849	7.6%
Feb-26	4,359	4,442	5.5%
Mar-26	5,400	5,252	-0.2%
Apr-26	6,383	5,904	-2.6%
May-26	7,340	7,010	-2.8%
Total	72,006	71,029	0.2%

Tarbert LF - Portavadie

Month	Last Year	This Year	Var %
Jun-25	2,776	2,481	-8.0%
Jul-25	2,978	3,011	2.6%
Aug-25	833	3,272	306.6%
Sep-25	2,390	2,252	-8.2%
Oct-25	1,735	1,784	4.6%
Nov-25	720	1,042	44.5%
Dec-25	302	761	160.2%
Jan-26	433	750	82.7%
Feb-26	522	826	63.2%
Mar-26	801	1,012	31.3%
Apr-26	2,339	1,165	-48.2%
May-26	2,657	2,254	-13.6%
Total	18,486	20,610	13.3%

Wemyss Bay - Rothesay

Month	Last Year	This Year	Var %
Jun-25	15,779	14,767	-4.1%
Jul-25	19,301	18,105	-3.8%
Aug-25	18,416	18,817	3.5%
Sep-25	16,400	15,028	-6.4%
Oct-25	14,140	13,407	-1.5%
Nov-25	11,684	11,003	-4.7%
Dec-25	9,870	10,888	12.5%
Jan-26	9,882	10,457	7.9%
Feb-26	10,184	10,643	6.5%
Mar-26	12,895	11,855	-4.2%
Apr-26	15,456	13,967	-6.1%
May-26	17,098	15,954	-5.0%
Total	171,105	164,891	-1.3%



LGVs



Colintraive - Rhubodach

Month	Last Year	This Year	Var
Jun-25	653	567	-13.2%
Jul-25	676	761	12.6%
Aug-25	730	642	-12.1%
Sep-25	702	618	-12.0%
Oct-25	707	709	0.3%
Nov-25	650	714	9.8%
Dec-25	490	673	37.3%
Jan-26	449	748	66.6%
Feb-26	569	737	29.5%
Mar-26	673	799	18.7%
Apr-26	640	940	46.9%
May-26	702	833	18.7%
Total	7,641	8,741	14.4%

Tarbert LF - Portavadie

Month	Last Year	This Year	Var
Jun-25	190	187	-1.6%
Jul-25	203	199	-2.0%
Aug-25	32	170	431.3%
Sep-25	207	157	-24.2%
Oct-25	154	215	39.6%
Nov-25	94	145	54.3%
Dec-25	54	133	146.3%
Jan-26	80	171	113.8%
Feb-26	70	121	72.9%
Mar-26	99	166	67.7%
Apr-26	156	129	-17.3%
May-26	210	202	-3.8%
Total	1,549	1,995	28.8%

Wemyss Bay - Rothesay

Month	Last Year	This Year	Var
Jun-25	1,611	1,919	19.1%
Jul-25	1,851	2,178	17.7%
Aug-25	1,785	2,002	12.2%
Sep-25	1,766	1,962	11.1%
Oct-25	1,531	1,944	27.0%
Nov-25	1,654	1,764	6.7%
Dec-25	1,071	1,401	30.8%
Jan-26	1,410	1,735	23.0%
Feb-26	1,482	1,757	18.6%
Mar-26	1,687	2,080	23.3%
Apr-26	1,750	2,165	23.7%
May-26	1,910	2,216	16.0%
Total	19,508	23,123	18.5%



Motorhomes



Colintraive - Rhubodach

Month	Last Year	This Year	Var
Jun-25	228	178	-21.9%
Jul-25	252	214	-15.1%
Aug-25	200	283	41.5%
Sep-25	258	192	-25.6%
Oct-25	107	92	-14.0%
Nov-25	48	41	-14.6%
Dec-25	30	39	30.0%
Jan-26	27	22	-18.5%
Feb-26	44	39	-11.4%
Mar-26	69	71	2.9%
Apr-26	177	174	-1.7%
May-26	293	230	-21.5%
Total	1,733	1,575	-9.1%

Tarbert LF - Portavadie

Month	Last Year	This Year	Var
Jun-25	139	186	33.8%
Jul-25	144	189	31.3%
Aug-25	38	228	500.0%
Sep-25	197	156	-20.8%
Oct-25	87	71	-18.4%
Nov-25	20	21	5.0%
Dec-25	1	29	2,800.0%
Jan-26	9	30	233.3%
Feb-26	13	46	253.8%
Mar-26	31	44	41.9%
Apr-26	160	83	-48.1%
May-26	272	258	-5.1%
Total	1,111	1,341	20.7%

Wemyss Bay - Rothesay

Month	Last Year	This Year	Var
Jun-25	378	342	-9.5%
Jul-25	435	448	3.0%
Aug-25	375	462	23.2%
Sep-25	394	322	-18.3%
Oct-25	151	181	19.9%
Nov-25	134	78	-41.8%
Dec-25	70	79	12.9%
Jan-26	42	57	35.7%
Feb-26	62	101	62.9%
Mar-26	138	135	-2.2%
Apr-26	285	254	-10.9%
May-26	482	428	-11.2%
Total	2,946	2,887	-2.0%



Caravans



Colintraive - Rhubodach

Month	Last Year	This Year	Var
Jun-25	5	5	0.0%
Jul-25	14	10	-28.6%
Aug-25	3	3	0.0%
Sep-25	5	3	-40.0%
Oct-25	2	6	200.0%
Nov-25	2	1	-50.0%
Dec-25	0	0	0.0%
Jan-26	2	0	-100.0%
Feb-26	0	0	0.0%
Mar-26	3	0	-100.0%
Apr-26	6	2	-66.7%
May-26	5	1	-80.0%
Total	47	31	-34.0%

Tarbert LF - Portavadie


Month	Last Year	This Year	Var
Jun-25	7	1	-85.7%
Jul-25	8	9	12.5%
Aug-25	1	7	600.0%
Sep-25	1	9	800.0%
Oct-25	4	3	-25.0%
Nov-25	0	3	0.0%
Dec-25	0	2	0.0%
Jan-26	0	1	0.0%
Feb-26	0	1	0.0%
Mar-26	0	1	0.0%
Apr-26	2	1	-50.0%
May-26	6	6	0.0%
Total	29	44	51.7%

Wemyss Bay - Rothesay

Month	Last Year	This Year	Var
Jun-25	22	20	-9.1%
Jul-25	50	34	-32.0%
Aug-25	17	20	17.6%
Sep-25	26	34	30.8%
Oct-25	14	9	-35.7%
Nov-25	4	3	-25.0%
Dec-25	0	2	0.0%
Jan-26	3	0	-100.0%
Feb-26	5	0	-100.0%
Mar-26	7	2	-71.4%
Apr-26	12	1	-91.7%
May-26	13	13	0.0%
Total	173	138	-20.2%



Trailers



Colintraive - Rhubodach

Month	Last Year	This Year	Var
Jun-25	75	54	-28.0%
Jul-25	70	119	70.0%
Aug-25	59	76	28.8%
Sep-25	101	99	-2.0%
Oct-25	105	82	-21.9%
Nov-25	60	89	48.3%
Dec-25	58	91	56.9%
Jan-26	58	81	39.7%
Feb-26	58	83	43.1%
Mar-26	54	60	11.1%
Apr-26	64	59	-7.8%
May-26	62	90	45.2%
Total	824	983	19.3%

Tarbert LF - Portavadie

Month	Last Year	This Year	Var
Jun-25	21	24	14.3%
Jul-25	35	41	17.1%
Aug-25	7	18	157.1%
Sep-25	27	14	-48.1%
Oct-25	14	10	-28.6%
Nov-25	11	13	18.2%
Dec-25	2	9	350.0%
Jan-26	3	7	133.3%
Feb-26	7	5	-28.6%
Mar-26	12	14	16.7%
Apr-26	20	7	-65.0%
May-26	23	17	-26.1%
Total	182	179	-1.6%

Wemyss Bay - Rothesay

Month	Last Year	This Year	Var
Jun-25	142	134	-5.6%
Jul-25	204	242	18.6%
Aug-25	169	179	5.9%
Sep-25	180	193	7.2%
Oct-25	150	168	12.0%
Nov-25	126	149	18.3%
Dec-25	79	113	43.0%
Jan-26	123	120	-2.4%
Feb-26	123	134	8.9%
Mar-26	124	146	17.7%
Apr-26	123	145	17.9%
May-26	234	165	-29.5%
Total	1,777	1,888	6.2%



Motorbikes



Colintraive - Rhubodach

Month	Last Year	This Year	Var
Jun-25	267	249	-6.7%
Jul-25	238	288	21.0%
Aug-25	242	291	20.2%
Sep-25	280	208	-25.7%
Oct-25	48	50	4.2%
Nov-25	31	9	-71.0%
Dec-25	1	4	300.0%
Jan-26	10	11	10.0%
Feb-26	9	23	155.6%
Mar-26	69	44	-36.2%
Apr-26	253	211	-16.6%
May-26	488	466	-4.5%
Total	1,936	1,854	-4.2%

Tarbert LF - Portavadie

Month	Last Year	This Year	Var
Jun-25	254	207	-18.5%
Jul-25	304	266	-12.5%
Aug-25	53	275	418.9%
Sep-25	326	151	-53.7%
Oct-25	34	60	76.5%
Nov-25	10	1	-90.0%
Dec-25	1	0	-100.0%
Jan-26	2	0	-100.0%
Feb-26	2	2	0.0%
Mar-26	26	19	-26.9%
Apr-26	177	78	-55.9%
May-26	431	289	-32.9%
Total	1,620	1,348	-16.8%

Wemyss Bay - Rothesay

Month	Last Year	This Year	Var
Jun-25	193	211	9.3%
Jul-25	186	218	17.2%
Aug-25	196	201	2.6%
Sep-25	208	140	-32.7%
Oct-25	38	47	23.7%
Nov-25	22	16	-27.3%
Dec-25	8	8	0.0%
Jan-26	2	8	300.0%
Feb-26	13	25	92.3%
Mar-26	79	72	-8.9%
Apr-26	181	119	-34.3%
May-26	345	194	-43.8%
Total	1,471	1,259	-14.4%



Bicycles



Colintraive - Rhubodach

MonthYear	Last Year	This Year	Var
Jun-25	388	195	-49.7%
Jul-25	304	199	-34.5%
Aug-25	204	228	11.8%
Sep-25	214	107	-50.0%
Oct-25	46	32	-30.4%
Nov-25	10	8	-20.0%
Dec-25	0	1	0.0%
Jan-26	1	1	0.0%
Feb-26	1	1	0.0%
Mar-26	28	9	-67.9%
Apr-26	109	105	-3.7%
May-26	248	253	2.0%
Total	1,553	1,139	-26.7%

Tarbert LF - Portavadie

MonthYear	Last Year	This Year	Var
Jun-25	327	298	-8.9%
Jul-25	254	267	5.1%
Aug-25	29	287	889.7%
Sep-25	206	129	-37.4%
Oct-25	49	44	-10.2%
Nov-25	10	4	-60.0%
Dec-25	1	0	-100.0%
Jan-26	2	1	-50.0%
Feb-26	1	6	500.0%
Mar-26	14	8	-42.9%
Apr-26	90	98	8.9%
May-26	331	306	-7.6%
Total	1,314	1,448	10.2%

Wemyss Bay - Rothesay


MonthYear	Last Year	This Year	Var
Jun-25	554	511	-7.8%
Jul-25	521	483	-7.3%
Aug-25	453	584	28.9%
Sep-25	489	297	-39.3%
Oct-25	130	112	-13.8%
Nov-25	23	17	-26.1%
Dec-25	13	33	153.8%
Jan-26	23	32	39.1%
Feb-26	25	18	-28.0%
Mar-26	113	83	-26.5%
Apr-26	310	289	-6.8%
May-26	748	820	9.6%
Total	3,402	3,279	-3.6%



Reliability & Punctuality



Reliability



Punctuality

Month	Colintraive - Rhudodach	Gourock - Dunoon	Tarbert LF - Portavadie	Wemyss Bay - Rothesay
Jun-25	99.8%	56.8%	99.7%	99.3%
Jul-25	99.9%	58.3%	97.0%	99.5%
Aug-25	98.5%	54.7%	92.0%	94.5%
Sep-25	99.3%	57.7%	89.9%	97.9%
Oct-25	70.9%	56.2%	91.1%	89.3%
Nov-25	91.5%	79.8%	92.5%	89.5%
Dec-25	96.9%	83.7%	84.5%	86.7%
Jan-26	92.6%	69.8%	85.9%	93.9%
Feb-26	96.3%	63.0%	87.7%	94.5%
Mar-26	98.8%	73.9%	79.3%	91.5%
Apr-26	98.3%	86.1%	63.5%	97.7%
May-26	100.0%	100.0%	89.7%	99.8%
Total	95.2%	69.5%	88.1%	94.5%

Month	Colintraive - Rhudodach	Gourock - Dunoon	Tarbert LF - Portavadie	Wemyss Bay - Rothesay
Jun-25	100.0%	100.0%	100.0%	98.8%
Jul-25	99.9%	100.0%	100.0%	93.8%
Aug-25	99.9%	95.4%	98.2%	95.1%
Sep-25	100.0%	94.2%	95.4%	96.3%
Oct-25	99.1%	96.1%	99.5%	98.8%
Nov-25	100.0%	98.2%	98.8%	98.0%
Dec-25	100.0%	99.7%	94.6%	96.3%
Jan-26	99.8%	99.9%	97.1%	98.5%
Feb-26	99.9%	100.0%	98.7%	96.9%
Mar-26	100.0%	87.4%	99.7%	96.7%
Apr-26	100.0%	99.0%	97.2%	97.5%
May-26	100.0%	99.7%	100.0%	98.4%
Total	99.9%	97.8%	98.4%	97.1%



Reliability & Punctuality Summary

Summary of Scheduled, Operated, Cancelled, Late & Diverted Sailings

Month	Route	Leg	Operated Sailings	Scheduled Sailings	Additional Sailings	Cancelled Sailings	Diverted Sailings	On Time	Late
May-26	Colintraive - Rhubodach	Colintraive-Rhubodach	964	962	2	0	0	962	0
May-26	Colintraive - Rhubodach	Rhubodach-Colintraive	964	962	2	0	0	962	0
May-26	Gourock - Dunoon	Dunoon-Gourock (Dunoon)	741	741	0	0	0	738	3
May-26	Gourock - Dunoon	Gourock (Dunoon)-Dunoon	741	741	0	0	0	739	2
May-26	Tarbert LF - Portavadie	Portavadie-Tarbert (Loch Fyne)	318	320	31	33	0	287	0
May-26	Tarbert LF - Portavadie	Tarbert (Loch Fyne)-Portavadie	318	320	31	33	0	287	0
May-26	Wemyss Bay - Rothesay	Rothesay-Wemyss Bay	407	408	0	1	0	399	8
May-26	Wemyss Bay - Rothesay	Wemyss Bay-Rothesay	407	408	0	1	0	402	5
Total			4,860	4,862	66	68	0	4,776	18