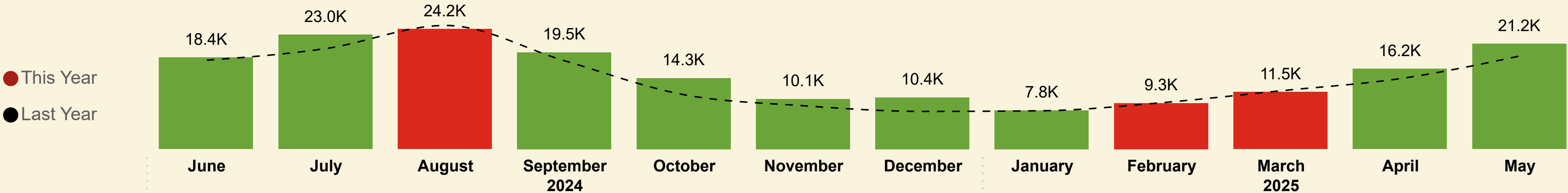




Shipped Passengers

Colintraive - Rhubodach



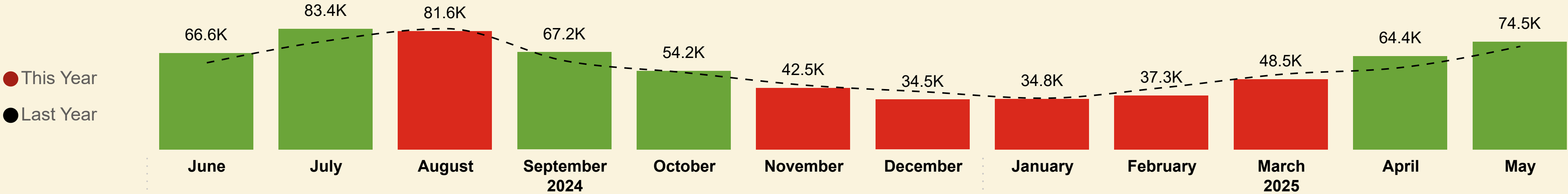
This Month YoY

21,217
LY: 18,755 (+13.13%)

YoY

185,902
LY: 169,888 (+9.4%)

Wemyss Bay - Rothesay



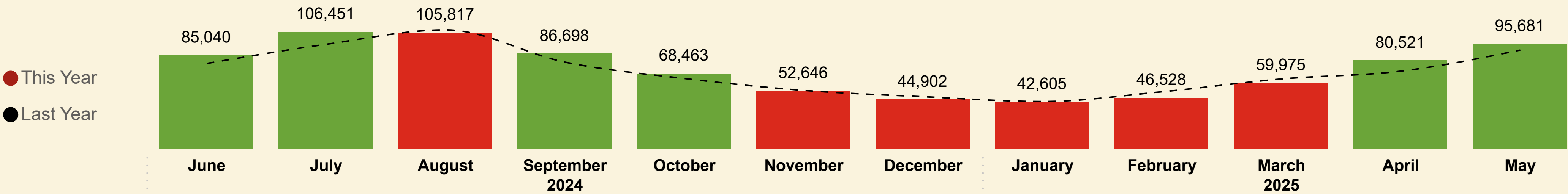
This Month YoY

74,464
LY: 71,150 (+4.66%)

YoY

689,425
LY: 674,227 (+2.3%)

Bute Total



This Month YoY

95,681
LY: 89,905 (+6.42%)

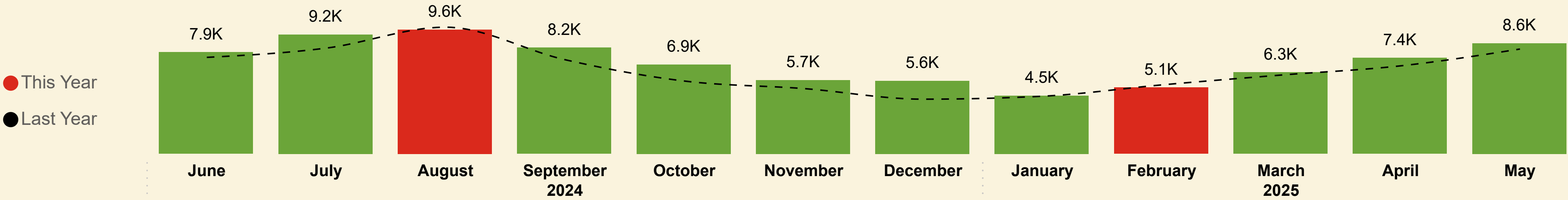
YoY

875,327
LY: 844,115 (+3.7%)



Shipped Cars

Colintraive - Rhubodach



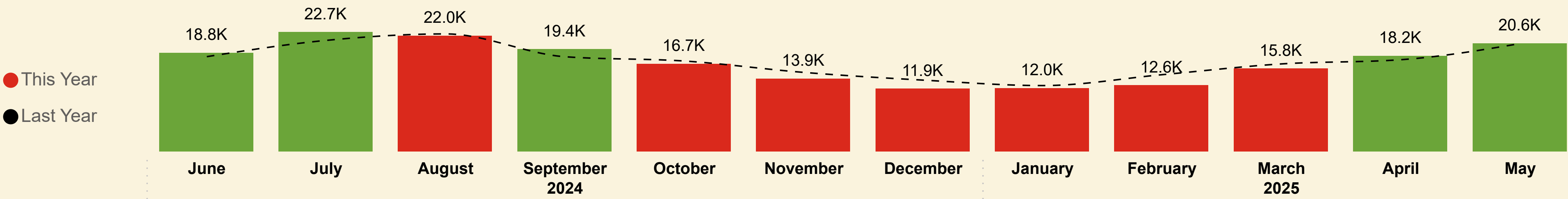
This Month YoY

8,560
LY: 8,116 (+5.47%)

YoY

85,179
LY: 78,510 (+8.5%)

Wemyss Bay - Rothesay



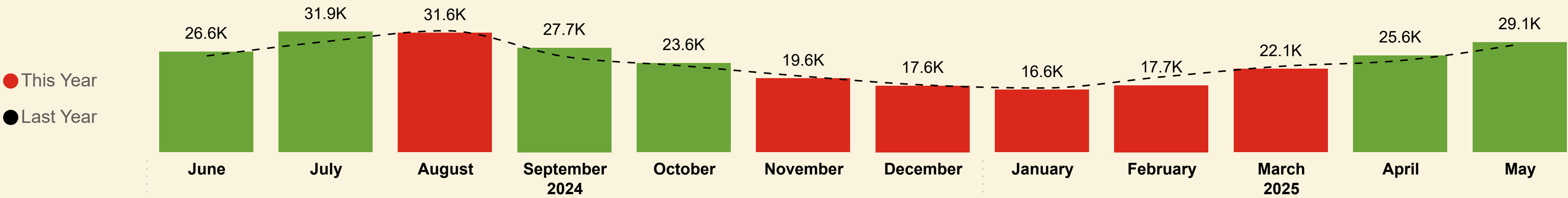
This Month YoY

20,581
LY: 20,540 (+0.2%)

YoY

204,564
LY: 207,251 (-1.3%)

Bute Total



This Month YoY

29,141
LY: 28,656 (+1.69%)

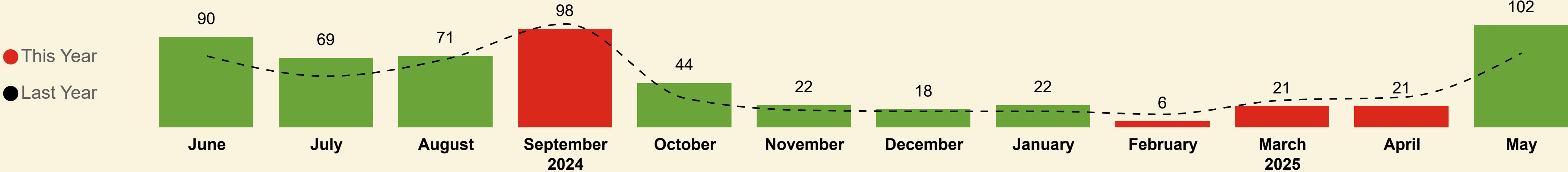
YoY

289,743
LY: 285,761 (+1.4%)



Shipped Coaches

Colintraive - Rhubodach



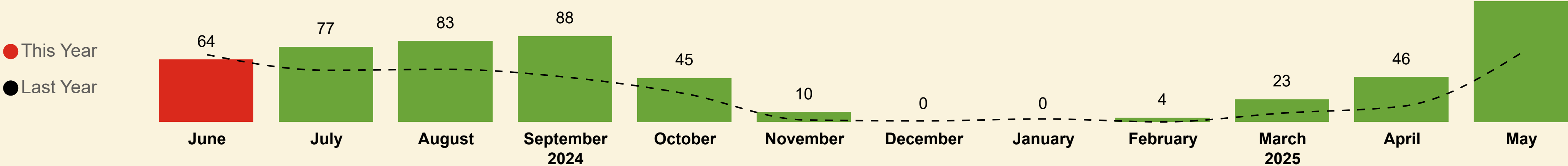
This Month YoY

102
LY: 74 (+37.84%)

YoY

584
LY: 515 (+13.4%)

Wemyss Bay - Rothesay




This Month YoY

124
LY: 71 (+74.65%)

YoY

564
LY: 353 (+59.8%)

Bute Total



This Month YoY

226
LY: 145 (+55.86%)


YoY

1148
LY: 868 (+32.3%)

Shipped Coach Metres

Colintraive - Rhubodach

● This Year
● Last Year



This Month YoY


1.2K
LY: 724.2 (+59.9%)

YoY

6.0K
LY: 5.2K (+14.5%)

Wemyss Bay - Rothesay

● This Year
● Last Year



This Month YoY


1.5K
LY: 766.8 (+90.6%)

YoY

6.2K
LY: 3.9K (+57.5%)

Bute Total

● This Year
● Last Year



This Month YoY

2.6K
LY: 1.5K (+75.7%)

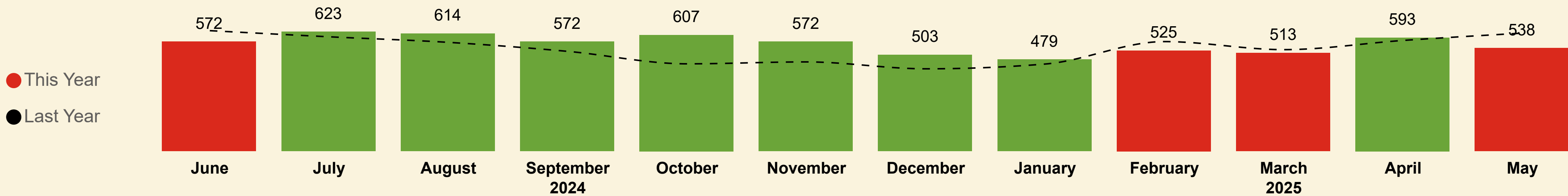
YoY

12.2K
LY: 9.2K (+32.9%)



Shipped Commercial Vehicles

Colintraive - Rhubodach



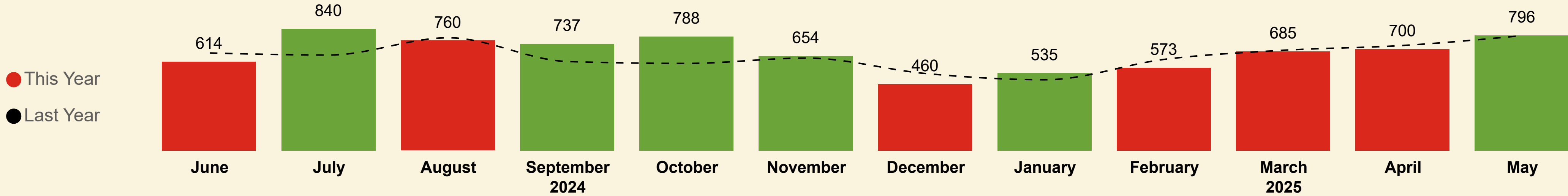
This Month YoY

538
LY: 616 (-12.7%)

YoY

6,711
LY: 6,418 (+4.6%)

Wemyss Bay - Rothesay



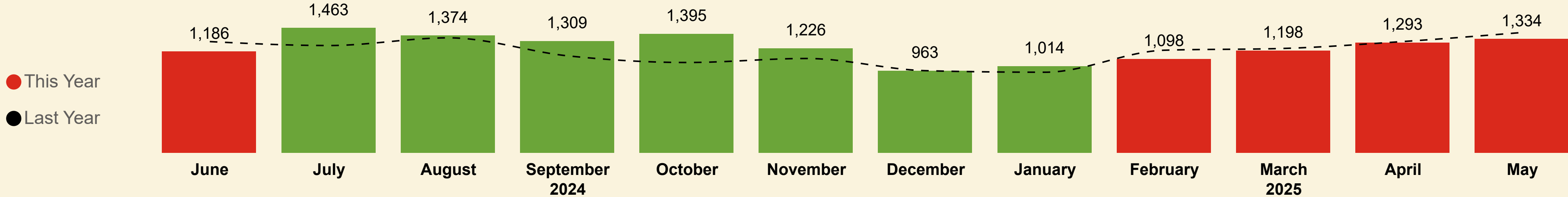
This Month YoY

796
LY: 794 (+0.3%)

YoY

8,142
LY: 7,833 (+3.9%)

Bute Total



This Month YoY

1,334
LY: 1,410 (-5.4%)

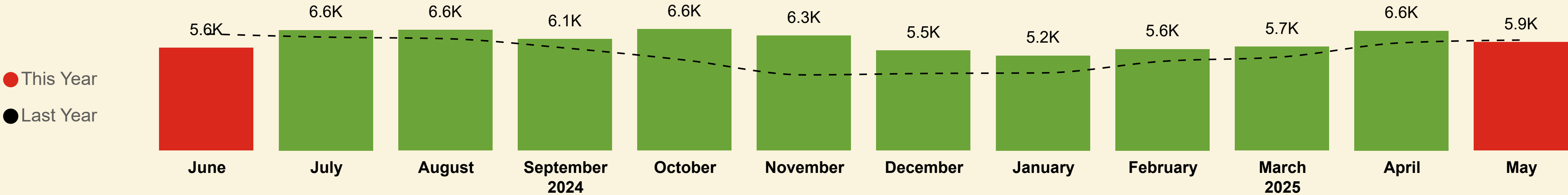
YoY

14,853
LY: 14,251 (+4.2%)



Shipped Commercial Vehicle Metres

Colintraive - Rhubodach



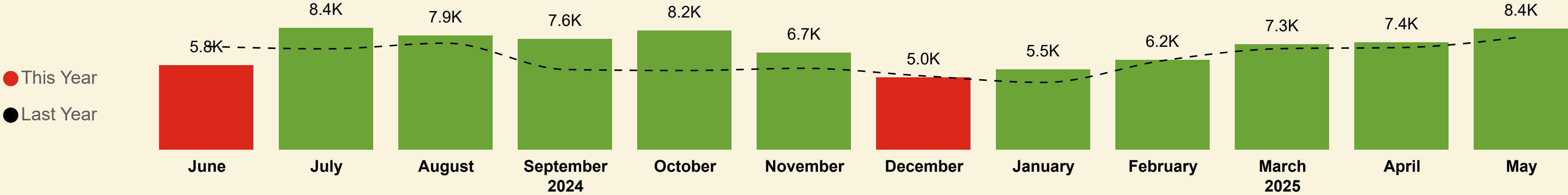
This Month YoY

5.9K
LY: 6.0K (-1.8%)

YoY

72.3K
LY: 63.9K (+13.2%)

Wemyss Bay - Rothesay



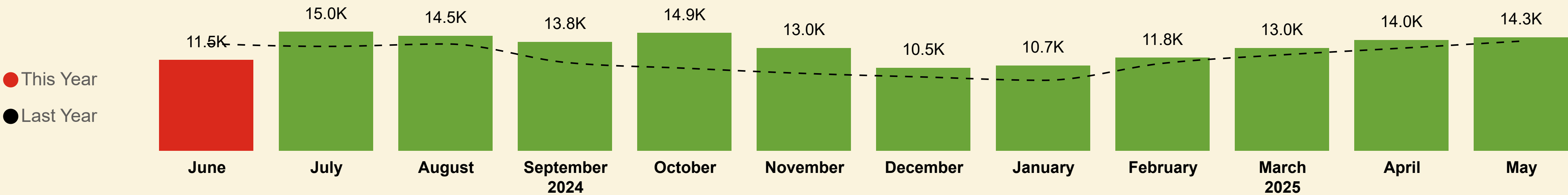
This Month YoY

8.4K
LY: 7.8K (+7.4%)

YoY

84.5K
LY: 75.8K (+11.6%)

Bute Total



This Month YoY

14.3K
LY: 13.8K (+3.4%)

YoY

156.8K
LY: 139.6K (+12.3%)

Bute Total

Contractual Carrying Groups



This Month YoY

95,681

LY: 89,905 (+6.4%)

YoY

875,327

LY: 844,115 (+3.7%)



This Month YoY

29,141

LY: 28,656 (+1.7%)

YoY

289,743

LY: 285,761 (+1.4%)



This Month YoY

2.62K

LY: 1.49K (+75.7%)

YoY

12.18K

LY: 9.17K (+32.9%)



This Month YoY

14.30K

LY: 13.84K (+3.4%)

YoY

156.79K

LY: 139.61K (+12.3%)

Passengers

Year	Month	Last Year	This Year	Variance %
2024	June	77,747	85,040	9.4 %
2024	July	95,195	106,451	11.8 %
2024	August	108,293	105,817	-2.3 %
2024	September	78,921	86,698	9.9 %
2024	October	64,017	68,463	6.9 %
2024	November	53,174	52,646	-1.0 %
2024	December	47,453	44,902	-5.4 %
2025	January	43,101	42,605	-1.2 %
2025	February	51,936	46,528	-10.4 %
2025	March	63,619	59,975	-5.7 %
2025	April	70,754	80,521	13.8 %
2025	May	89,905	95,681	6.4 %
Total		844,115	875,327	3.7 %

Cars

Year	Month	Last Year	This Year	Variance %
2024	June	25,514	26,624	4.3 %
2024	July	29,329	31,925	8.9 %
2024	August	32,178	31,634	-1.7 %
2024	September	25,319	27,665	9.3 %
2024	October	22,850	23,612	3.3 %
2024	November	20,102	19,577	-2.6 %
2024	December	17,811	17,595	-1.2 %
2025	January	17,004	16,553	-2.7 %
2025	February	19,953	17,716	-11.2 %
2025	March	22,766	22,077	-3.0 %
2025	April	24,279	25,624	5.5 %
2025	May	28,656	29,141	1.7 %
Total		285,761	289,743	1.4 %

Coach Metres

Year	Month	Last Year	This Year	Variance %
2024	June	1,556.1	1,583.3	1.7 %
2024	July	1,208.1	1,639.6	35.7 %
2024	August	1,469.0	1,736.2	18.2 %
2024	September	1,663.7	1,982.7	19.2 %
2024	October	577.6	939.9	62.7 %
2024	November	119.5	243.6	103.8 %
2024	December	120.0	130.4	8.7 %
2025	January	132.5	152.9	15.4 %
2025	February	84.0	68.0	-19.0 %
2025	March	287.7	360.0	25.1 %
2025	April	456.0	724.4	58.9 %
2025	May	1,491.0	2,619.8	75.7 %
Total		9,165.1	12,180.6	32.9 %

Commercial Vehicle Metres

Year	Month	Last Year	This Year	Variance %
2024	June	13,512.0	11,453.5	-15.2 %
2024	July	13,172.6	15,015.1	14.0 %
2024	August	13,477.9	14,506.1	7.6 %
2024	September	11,146.5	13,753.9	23.4 %
2024	October	10,414.4	14,870.6	42.8 %
2024	November	9,756.7	12,988.3	33.1 %
2024	December	9,304.1	10,462.7	12.5 %
2025	January	8,890.2	10,745.6	20.9 %
2025	February	11,040.3	11,750.4	6.4 %
2025	March	12,105.7	12,968.3	7.1 %
2025	April	12,953.7	13,969.0	7.8 %
2025	May	13,840.0	14,303.7	3.4 %
Total		139,614.1	156,787.2	12.3 %

Colintraive - Rhubodach

Contractual Carrying Groups



This Month YoY

21,217

LY: 18,755 (+13.1%)

YoY

185,902

LY: 169,888 (+9.4%)



This Month YoY

8,560

LY: 8,116 (+5.5%)

YoY

85,179

LY: 78,510 (+8.5%)



This Month YoY

1.16K

LY: 724.20 (+59.9%)

YoY

6.00K

LY: 5.24K (+14.5%)



This Month YoY

5.94K

LY: 6.05K (-1.8%)

YoY

72.27K

LY: 63.85K (+13.2%)

Passengers

Year	Month	Last Year	This Year	Variance %
2024	June	17,908	18,449	3.0 %
2024	July	20,257	23,047	13.8 %
2024	August	24,899	24,182	-2.9 %
2024	September	17,767	19,502	9.8 %
2024	October	10,943	14,294	30.6 %
2024	November	8,731	10,108	15.8 %
2024	December	7,591	10,395	36.9 %
2025	January	7,727	7,795	0.9 %
2025	February	9,349	9,250	-1.1 %
2025	March	11,752	11,510	-2.1 %
2025	April	14,209	16,153	13.7 %
2025	May	18,755	21,217	13.1 %
Total		169,888	185,902	9.4 %

Cars

Year	Month	Last Year	This Year	Variance %
2024	June	7,470	7,869	5.3 %
2024	July	8,188	9,237	12.8 %
2024	August	9,808	9,626	-1.9 %
2024	September	7,291	8,223	12.8 %
2024	October	5,637	6,923	22.8 %
2024	November	5,054	5,711	13.0 %
2024	December	4,232	5,647	33.4 %
2025	January	4,460	4,509	1.1 %
2025	February	5,339	5,132	-3.9 %
2025	March	6,101	6,316	3.5 %
2025	April	6,814	7,426	9.0 %
2025	May	8,116	8,560	5.5 %
Total		78,510	85,179	8.5 %

Coach Metres

Year	Month	Last Year	This Year	Variance %
2024	June	806.1	930.2	15.4 %
2024	July	581.0	799.5	37.6 %
2024	August	787.1	761.3	-3.3 %
2024	September	1,176.1	1,046.6	-11.0 %
2024	October	265.5	457.3	72.2 %
2024	November	106.0	156.4	47.5 %
2024	December	110.0	130.4	18.5 %
2025	January	113.0	152.9	35.3 %
2025	February	84.0	42.0	-50.0 %
2025	March	189.6	153.0	-19.3 %
2025	April	296.0	208.3	-29.6 %
2025	May	724.2	1,158.3	59.9 %
Total		5,238.6	5,996.1	14.5 %

Commercial Vehicle Metres

Year	Month	Last Year	This Year	Variance %
2024	June	6,381.9	5,619.6	-11.9 %
2024	July	6,208.9	6,596.2	6.2 %
2024	August	6,122.1	6,606.1	7.9 %
2024	September	5,612.4	6,106.6	8.8 %
2024	October	4,951.7	6,642.9	34.2 %
2024	November	4,141.1	6,290.1	51.9 %
2024	December	4,218.9	5,479.0	29.9 %
2025	January	4,251.6	5,197.6	22.3 %
2025	February	4,887.4	5,553.5	13.6 %
2025	March	5,127.2	5,686.8	10.9 %
2025	April	5,899.7	6,554.6	11.1 %
2025	May	6,048.8	5,939.2	-1.8 %
Total		63,851.7	72,272.1	13.2 %

Wemyss Bay - Rothesay

Contractual Carrying Groups



This Month YoY

74,464

LY: 71,150 (+4.7%)

YoY

689,425

LY: 674,227 (+2.3%)



This Month YoY

20,581

LY: 20,540 (+0.2%)

YoY

204,564

LY: 207,251 (-1.3%)



This Month YoY

1.46K

LY: 766.75 (+90.6%)

YoY

6.18K

LY: 3.93K (+57.5%)



This Month YoY

8.36K

LY: 7.79K (+7.4%)

YoY

84.52K

LY: 75.76K (+11.6%)

Passengers

Year	Month	Last Year	This Year	Variance %
2024	June	59,839	66,591	11.3 %
2024	July	74,938	83,404	11.3 %
2024	August	83,394	81,635	-2.1 %
2024	September	61,154	67,196	9.9 %
2024	October	53,074	54,169	2.1 %
2024	November	44,443	42,538	-4.3 %
2024	December	39,862	34,507	-13.4 %
2025	January	35,374	34,810	-1.6 %
2025	February	42,587	37,278	-12.5 %
2025	March	51,867	48,465	-6.6 %
2025	April	56,545	64,368	13.8 %
2025	May	71,150	74,464	4.7 %
Total		674,227	689,425	2.3 %

Cars

Year	Month	Last Year	This Year	Variance %
2024	June	18,044	18,755	3.9 %
2024	July	21,141	22,688	7.3 %
2024	August	22,370	22,008	-1.6 %
2024	September	18,028	19,442	7.8 %
2024	October	17,213	16,689	-3.0 %
2024	November	15,048	13,866	-7.9 %
2024	December	13,579	11,948	-12.0 %
2025	January	12,544	12,044	-4.0 %
2025	February	14,614	12,584	-13.9 %
2025	March	16,665	15,761	-5.4 %
2025	April	17,465	18,198	4.2 %
2025	May	20,540	20,581	0.2 %
Total		207,251	204,564	-1.3 %

Coach Metres

Year	Month	Last Year	This Year	Variance %
2024	June	750.0	653.1	-12.9 %
2024	July	627.0	840.1	34.0 %
2024	August	681.9	974.9	43.0 %
2024	September	487.6	936.1	92.0 %
2024	October	312.1	482.6	54.6 %
2024	November	13.5	87.3	546.3 %
2024	December	10.0	0.0	-100.0 %
2025	January	19.5	0.0	-100.0 %
2025	February	0.0	26.0	0.0 %
2025	March	98.1	207.0	111.0 %
2025	April	160.0	516.1	222.6 %
2025	May	766.8	1,461.4	90.6 %
Total		3,926.5	6,184.6	57.5 %

Commercial Vehicle Metres

Year	Month	Last Year	This Year	Variance %
2024	June	7,130.2	5,833.9	-18.2 %
2024	July	6,963.7	8,418.8	20.9 %
2024	August	7,355.8	7,900.0	7.4 %
2024	September	5,534.1	7,647.3	38.2 %
2024	October	5,462.7	8,227.6	50.6 %
2024	November	5,615.6	6,698.3	19.3 %
2024	December	5,085.2	4,983.8	-2.0 %
2025	January	4,638.6	5,548.0	19.6 %
2025	February	6,152.9	6,196.9	0.7 %
2025	March	6,978.5	7,281.5	4.3 %
2025	April	7,054.0	7,414.4	5.1 %
2025	May	7,791.2	8,364.5	7.4 %
Total		75,762.4	84,515.2	11.6 %



Cars



Colintraive - Rhubodach				
Year	Month	Last Year	This Year	Var %
2024	June	5,828	6,493	11.4 %
2024	July	7,282	7,742	6.3 %
2024	August	7,747	8,225	6.2 %
2024	September	5,686	6,855	20.6 %
2024	October	4,248	5,763	35.7 %
2024	November	3,876	4,770	23.1 %
2024	December	3,422	4,834	41.3 %
2025	January	3,615	3,842	6.3 %
2025	February	4,270	4,359	2.1 %
2025	March	4,983	5,400	8.4 %
2025	April	5,478	6,383	16.5 %
2025	May	6,661	7,340	10.2 %
Total		63,096	72,006	14.1 %

Wemyss Bay - Rothesay				
Year	Month	Last Year	This Year	Var %
2024	June	15,210	15,779	3.7 %
2024	July	16,704	19,301	15.5 %
2024	August	18,314	18,416	0.6 %
2024	September	15,339	16,401	6.9 %
2024	October	13,967	14,140	1.2 %
2024	November	12,044	11,688	-3.0 %
2024	December	11,294	9,870	-12.6 %
2025	January	10,035	9,882	-1.5 %
2025	February	11,667	10,186	-12.7 %
2025	March	14,179	12,895	-9.1 %
2025	April	14,595	15,456	5.9 %
2025	May	17,183	17,101	-0.5 %
Total		170,531	171,115	0.3 %



LGVs




Colintraive - Rhubodach				
Year	Month	Last Year	This Year	Var %
2024	June	378	653	72.8 %
2024	July	382	676	77.0 %
2024	August	397	730	83.9 %
2024	September	393	702	78.6 %
2024	October	370	707	91.1 %
2024	November	342	650	90.1 %
2024	December	361	490	35.7 %
2025	January	380	449	18.2 %
2025	February	587	569	-3.1 %
2025	March	566	673	18.9 %
2025	April	506	640	26.5 %
2025	May	625	702	12.3 %
Total		5,287	7,641	44.5 %

Wemyss Bay - Rothesay				
Year	Month	Last Year	This Year	Var %
2024	June	1,487	1,611	8.3 %
2024	July	1,424	1,851	30.0 %
2024	August	1,737	1,785	2.8 %
2024	September	1,538	1,766	14.8 %
2024	October	1,547	1,531	-1.0 %
2024	November	1,741	1,654	-5.0 %
2024	December	1,173	1,071	-8.7 %
2025	January	1,737	1,410	-18.8 %
2025	February	2,009	1,482	-26.2 %
2025	March	1,719	1,687	-1.9 %
2025	April	1,816	1,750	-3.6 %
2025	May	1,834	1,910	4.1 %
Total		19,762	19,508	-1.3 %



Motorhomes



Colintraive - Rhubodach				
Year	Month	Last Year	This Year	Var %
2024	June	160	228	42.5 %
2024	July	196	252	28.6 %
2024	August	208	200	-3.8 %
2024	September	176	258	46.6 %
2024	October	62	107	72.6 %
2024	November	28	48	71.4 %
2024	December	14	30	114.3 %
2025	January	22	27	22.7 %
2025	February	32	44	37.5 %
2025	March	77	69	-10.4 %
2025	April	140	177	26.4 %
2025	May	265	293	10.6 %
Total		1,380	1,733	25.6 %

Wemyss Bay - Rothesay				
Year	Month	Last Year	This Year	Var %
2024	June	323	378	17.0 %
2024	July	361	435	20.5 %
2024	August	356	375	5.3 %
2024	September	289	394	36.3 %
2024	October	176	151	-14.2 %
2024	November	81	134	65.4 %
2024	December	38	70	84.2 %
2025	January	55	42	-23.6 %
2025	February	96	62	-35.4 %
2025	March	173	138	-20.2 %
2025	April	238	285	19.7 %
2025	May	404	482	19.3 %
Total		2,590	2,946	13.7 %



Reliability & Punctuality



Reliability

Route	Colintraive - Rhubodach		Wemyss Bay - Rothesay	
Month	Contractual	Actual	Contractual	Actual
Jun-24	100.0%	99.7%	100.0%	100.0%
Jul-24	100.0%	100.0%	100.0%	100.0%
Aug-24	100.0%	99.8%	99.5%	93.5%
Sep-24	100.0%	100.0%	98.2%	97.2%
Oct-24	100.0%	96.4%	100.0%	92.4%
Nov-24	99.8%	97.6%	100.0%	94.9%
Dec-24	100.0%	93.1%	91.8%	74.8%
Jan-25	99.9%	92.9%	99.8%	93.7%
Feb-25	100.0%	96.3%	100.0%	89.8%
Mar-25	100.0%	99.4%	99.8%	96.0%
Apr-25	100.0%	99.5%	99.8%	98.7%
May-25	100.0%	100.0%	100.0%	100.0%
Total	100.0%	97.9%	99.1%	94.3%



Punctuality

Route	Colintraive - Rhubodach		Wemyss Bay - Rothesay	
Month	Contractual	Actual	Contractual	Actual
Jun-24	100.0%	100.0%	99.7%	98.4%
Jul-24	100.0%	100.0%	99.7%	96.2%
Aug-24	100.0%	99.9%	99.9%	89.9%
Sep-24	100.0%	100.0%	99.7%	97.6%
Oct-24	100.0%	100.0%	100.0%	97.1%
Nov-24	100.0%	100.0%	100.0%	96.3%
Dec-24	100.0%	100.0%	99.5%	94.2%
Jan-25	100.0%	100.0%	100.0%	99.2%
Feb-25	100.0%	100.0%	100.0%	98.5%
Mar-25	100.0%	100.0%	99.9%	98.2%
Apr-25	100.0%	100.0%	100.0%	98.6%
May-25	100.0%	100.0%	99.8%	96.4%
Total	100.0%	100.0%	99.9%	96.8%



Reliability & Punctuality Summary

Summary of Scheduled, Operated, Cancelled & Diverted Sailings by Route & Leg								
Year	Month	Route	Leg	Operated Sailings	Scheduled Sailings	Additional Sailings	Cancelled Sailings	Diverted Sailings
2025	May	Colintraive - Rhubodach	Colintraive-Rhubodach	969	968	1	0	0
2025	May	Colintraive - Rhubodach	Rhubodach-Colintraive	969	968	1	0	0
2025	May	Wemyss Bay - Rothesay	Rothesay-Wemyss Bay	427	427	0	0	0
2025	May	Wemyss Bay - Rothesay	Wemyss Bay-Rothesay	427	427	0	0	0
Total				2,792	2,790	2	0	0

Summary of Cancellations, Lateness & Relief Events by Route & Leg													
Year	Month	Route	Leg	Cancelled Sailings	Cancelled (Relief)	Cancelled (No Relief)	On Time	Level 1 Late	Level 1 (Relief)	Level 1 (No Relief)	Level 2 Late	Level 2 (Relief)	Level 2 (No Relief)
2025	May	Colintraive - Rhubodach	Colintraive-Rhubodach	0	0	0	968	0	0	0	0	0	0
2025	May	Colintraive - Rhubodach	Rhubodach-Colintraive	0	0	0	968	0	0	0	0	0	0
2025	May	Wemyss Bay - Rothesay	Rothesay-Wemyss Bay	0	0	0	410	16	15	1	1	1	0
2025	May	Wemyss Bay - Rothesay	Wemyss Bay-Rothesay	0	0	0	413	13	12	1	1	1	0
Total				0	0	0	2,759	29	27	2	2	2	0