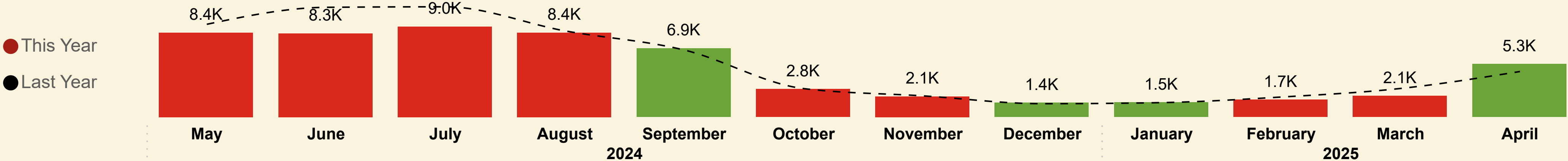




Shipped Passengers

Ardmhor (Barra) - Eriskay



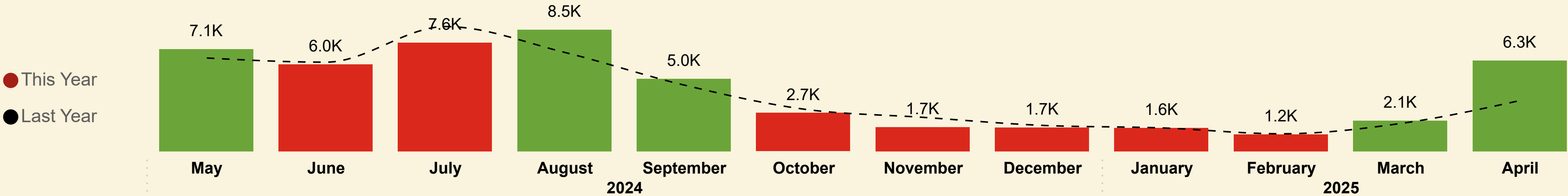
This Month YoY

5,297
LY: 4,541 (+16.65%)

YoY

57,940
LY: 63,577 (-8.9%)

Oban - Castlebay/Lochboisdale



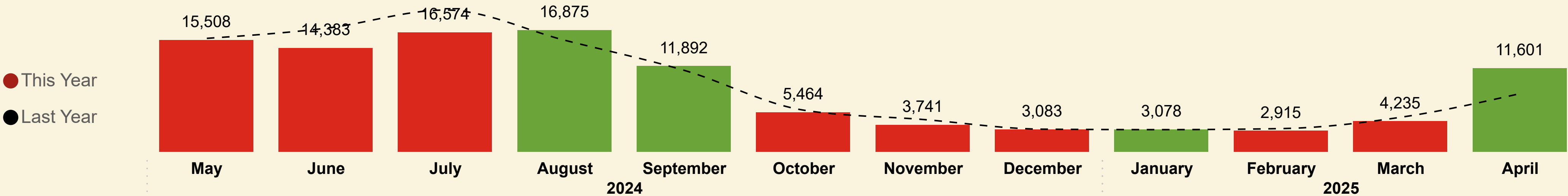
This Month YoY

6,304
LY: 3,527 (+78.74%)

YoY

51,409
LY: 48,148 (+6.8%)

Barra Total



This Month YoY

11,601
LY: 8,068 (+43.79%)

YoY

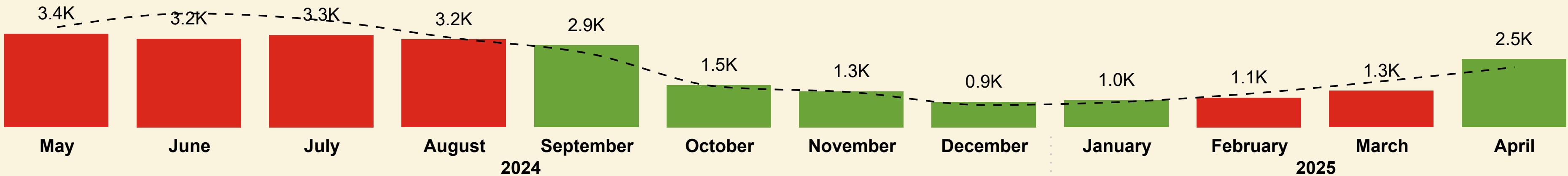
109,349
LY: 111,725 (-2.1%)



Shipped Cars

Ardmhor (Barra) - Eriskay

● This Year
● Last Year



This Month YoY

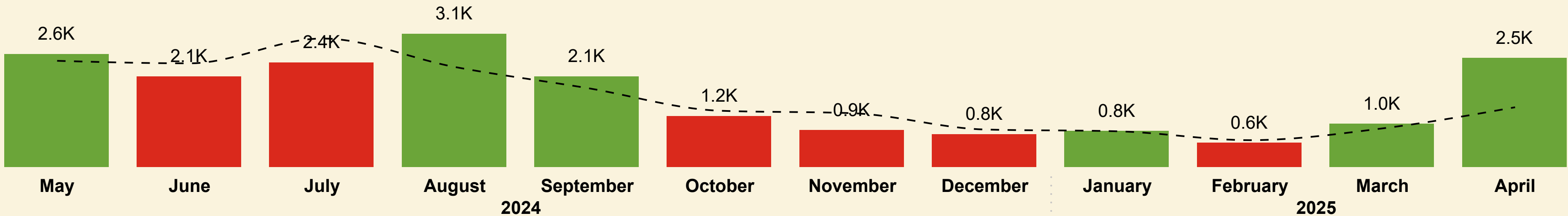
2,452
LY: 2,162 (+13.41%)

YoY

25,507
LY: 26,863 (-5%)

Oban - Castlebay/Lochboisdale

● This Year
● Last Year



This Month YoY

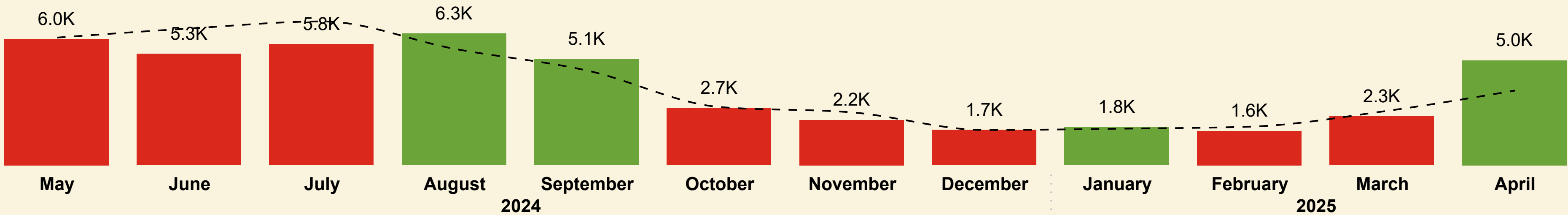
2,543
LY: 1,395 (+82.29%)

YoY

20,180
LY: 19,278 (+4.7%)

Barra Total

● This Year
● Last Year



This Month YoY

4,995
LY: 3,557 (+40.43%)

YoY


45,687
LY: 46,141 (-1%)



Shipped Coaches

Ardmhor (Barra) - Eriskay

● This Year
● Last Year



This Month YoY

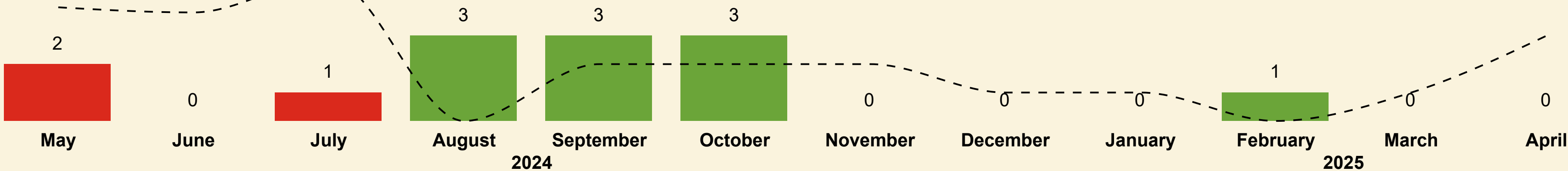
3
LY: 5 (-40%)

YoY

91
LY: 99 (-8.1%)

Oban - Castlebay/Lochboisdale

● This Year
● Last Year



This Month YoY

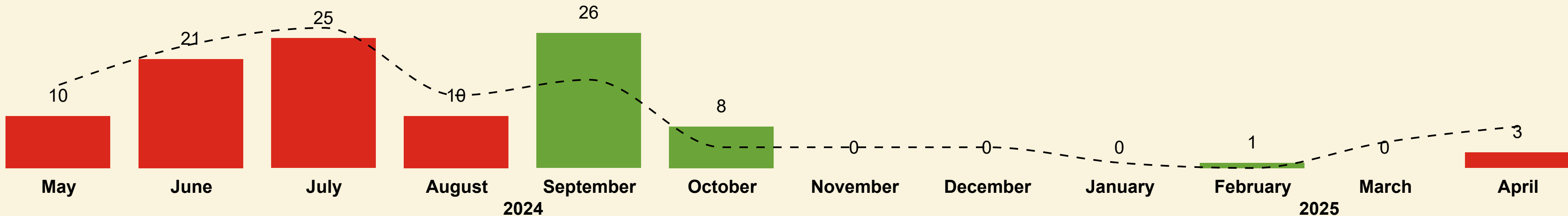
0
LY: 3 (-100%)

YoY

13
LY: 25 (-47.6%)

Barra Total

● This Year
● Last Year



This Month YoY

3
LY: 8 (-62.5%)

YoY

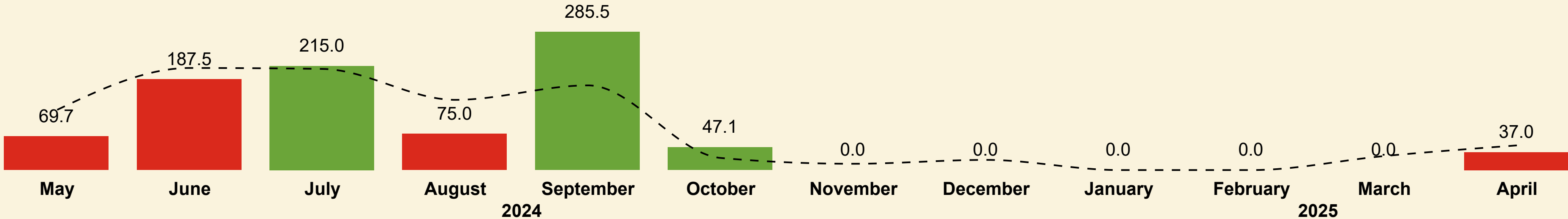
104
LY: 124 (-16%)



Shipped Coach Metres

Ardmhor (Barra) - Eriskay

● This Year
● Last Year



This Month YoY

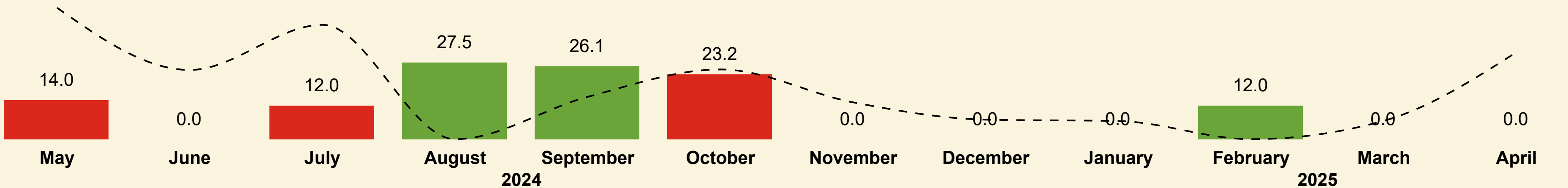
37.0
LY: 51.0 (-27.5%)

YoY

916.8
LY: 1.0K (-8.6%)

Oban - Castlebay/Lochboisdale

● This Year
● Last Year



This Month YoY

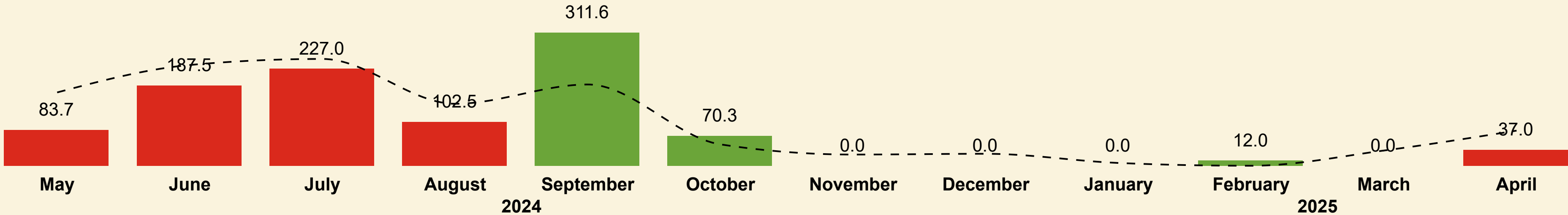
0.0
LY: 31.2 (-100%)

YoY

114.8
LY: 217.6 (-47.2%)

Barra Total

● This Year
● Last Year



This Month YoY

37.0
LY: 82.2 (-55%)

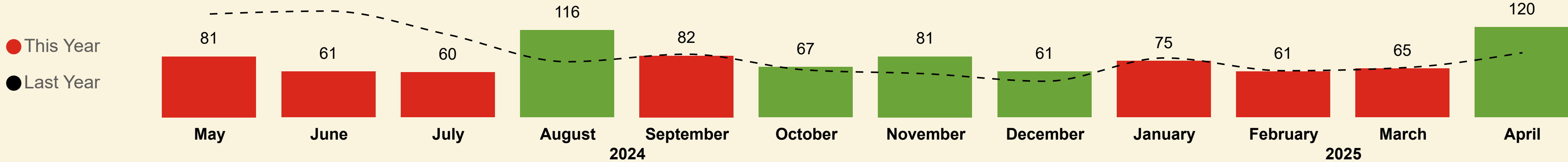
YoY

1.0K
LY: 1.2K (-15.5%)



Shipped Commercial Vehicles

Ardmhor (Barra) - Eriskay



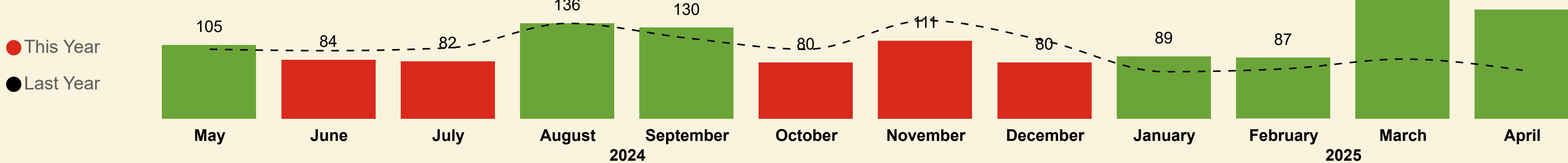
This Month YoY

120
LY: 86 (+39.5%)

YoY

930
LY: 1,009 (-7.8%)

Oban - Castlebay/Lochboisdale



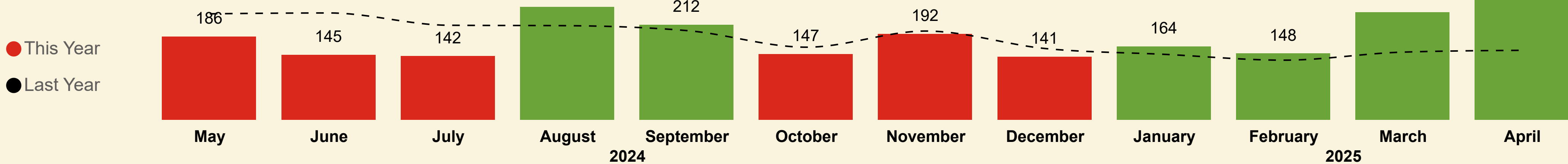
This Month YoY

156
LY: 69 (+126.1%)

YoY

1,315
LY: 1,190 (+10.5%)

Barra Total



This Month YoY

276
LY: 155 (+78.1%)

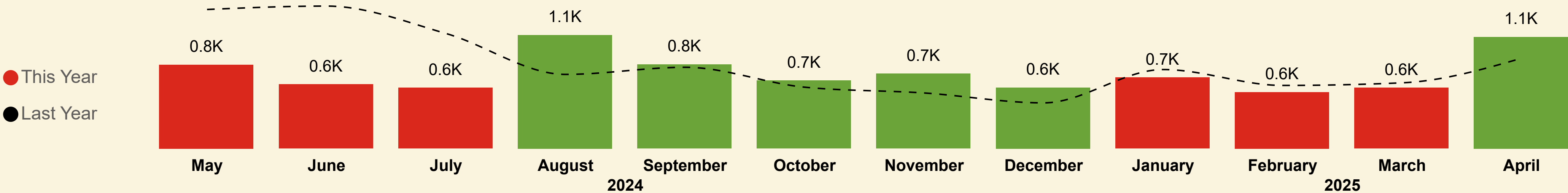
YoY

2,245
LY: 2,199 (+2.1%)



Shipped Commercial Vehicle Metres

Ardmhor (Barra) - Eriskay



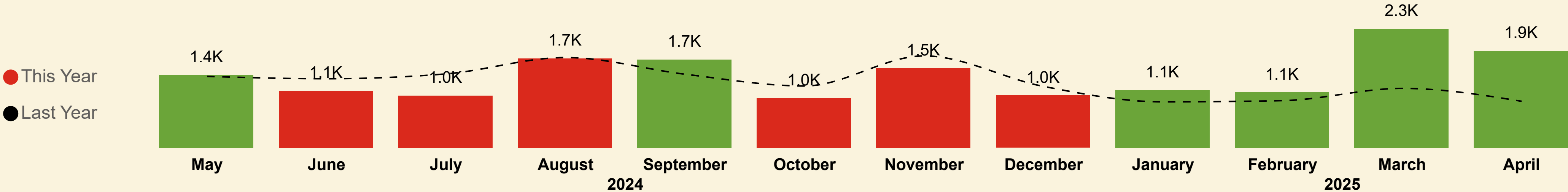
This Month YoY

1.1K
LY: 898.5 (+23.5%)

YoY

9.1K
LY: 10.1K (-10.1%)

Oban - Castlebay/Lochboisdale



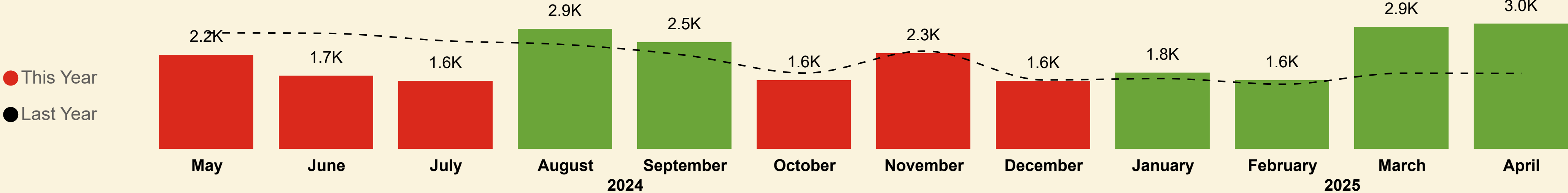
This Month YoY

1.9K
LY: 899.7 (+108.2%)

YoY

16.8K
LY: 15.3K (+9.8%)

Barra Total



This Month YoY

3.0K
LY: 1.8K (+65.9%)


YoY

25.9K
LY: 25.4K (+1.9%)



Barra Total

Contractual Carrying Groups



This Month YoY

11,601

LY: 8,068 (+43.8%)

YoY

109,349

LY: 111,725 (-2.1%)

This Month YoY

4,995

LY: 3,557 (+40.4%)

YoY

45,687

LY: 46,141 (-1%)

This Month YoY

37.0

LY: 82.2 (-55%)

YoY

1.0K

LY: 1.2K (-15.5%)

This Month YoY

3.0K

LY: 1.8K (+65.9%)

YoY

25.9K

LY: 25.4K (+1.9%)

Passengers

Year	Month	Last Year	This Year	Variance %
2024	May	15,728	15,508	-1.4 %
2024	June	17,132	14,383	-16.0 %
2024	July	19,655	16,574	-15.7 %
2024	August	15,454	16,875	9.2 %
2024	September	11,278	11,892	5.4 %
2024	October	5,760	5,464	-5.1 %
2024	November	4,467	3,741	-16.3 %
2024	December	3,127	3,083	-1.4 %
2025	January	3,062	3,078	0.5 %
2025	February	3,209	2,915	-9.2 %
2025	March	4,784	4,235	-11.5 %
2025	April	8,068	11,601	43.8 %
Total		111,725	109,349	-2.1 %

Cars

Year	Month	Last Year	This Year	Variance %
2024	May	6,079	5,997	-1.3 %
2024	June	6,512	5,301	-18.6 %
2024	July	6,849	5,762	-15.9 %
2024	August	5,541	6,270	13.2 %
2024	September	4,508	5,061	12.3 %
2024	October	2,772	2,712	-2.2 %
2024	November	2,515	2,154	-14.4 %
2024	December	1,677	1,676	-0.1 %
2025	January	1,738	1,806	3.9 %
2025	February	1,836	1,631	-11.2 %
2025	March	2,558	2,322	-9.2 %
2025	April	3,557	4,995	40.4 %
Total		46,141	45,687	-1.0 %

Coach Metres

Year	Month	Last Year	This Year	Variance %
2024	May	171.6	83.7	-51.2 %
2024	June	235.8	187.5	-20.5 %
2024	July	250.0	227.0	-9.2 %
2024	August	145.1	102.5	-29.4 %
2024	September	190.2	311.6	63.8 %
2024	October	50.0	70.3	40.6 %
2024	November	26.2	0.0	-100.0 %
2024	December	28.0	0.0	-100.0 %
2025	January	6.5	0.0	-100.0 %
2025	February	0.0	12.0	0.0 %
2025	March	35.6	0.0	-100.0 %
2025	April	82.2	37.0	-55.0 %
Total		1,221.2	1,031.6	-15.5 %

Commercial Vehicle Metres

Year	Month	Last Year	This Year	Variance %
2024	May	2,764.9	2,243.6	-18.9 %
2024	June	2,753.4	1,743.6	-36.7 %
2024	July	2,574.3	1,616.9	-37.2 %
2024	August	2,484.4	2,859.6	15.1 %
2024	September	2,231.8	2,545.3	14.0 %
2024	October	1,806.2	1,634.8	-9.5 %
2024	November	2,330.5	2,282.3	-2.1 %
2024	December	1,641.7	1,619.8	-1.3 %
2025	January	1,674.4	1,819.8	8.7 %
2025	February	1,540.1	1,634.0	6.1 %
2025	March	1,803.1	2,907.6	61.3 %
2025	April	1,798.2	2,982.9	65.9 %
Total		25,402.9	25,890.3	1.9 %

Ardmhor (Barra) - Eriskay

Contractual Carrying Groups



This Month YoY

5,297

LY: 4,541 (+16.6%)

YoY

57,940

LY: 63,577 (-8.9%)



This Month YoY

2,452

LY: 2,162 (+13.4%)

YoY

25,507

LY: 26,863 (-5%)



This Month YoY

37.0

LY: 51.0 (-27.5%)

YoY

916.8

LY: 1.0K (-8.6%)



This Month YoY

1.1K

LY: 898.5 (+23.5%)

YoY

9.1K

LY: 10.1K (-10.1%)

Passengers

Year	Month	Last Year	This Year	Variance %
2024	May	9,251	8,418	-9.0 %
2024	June	10,943	8,344	-23.8 %
2024	July	10,994	9,019	-18.0 %
2024	August	8,594	8,424	-2.0 %
2024	September	6,685	6,853	2.5 %
2024	October	2,836	2,795	-1.4 %
2024	November	2,112	2,060	-2.5 %
2024	December	1,331	1,426	7.1 %
2025	January	1,441	1,462	1.5 %
2025	February	1,996	1,731	-13.3 %
2025	March	2,852	2,111	-26.0 %
2025	April	4,541	5,297	16.6 %
Total		63,577	57,940	-8.9 %

Cars

Year	Month	Last Year	This Year	Variance %
2024	May	3,600	3,362	-6.6 %
2024	June	4,092	3,187	-22.1 %
2024	July	3,851	3,324	-13.7 %
2024	August	3,206	3,161	-1.4 %
2024	September	2,665	2,947	10.6 %
2024	October	1,458	1,522	4.4 %
2024	November	1,259	1,295	2.9 %
2024	December	801	909	13.5 %
2025	January	904	968	7.1 %
2025	February	1,209	1,066	-11.8 %
2025	March	1,656	1,314	-20.7 %
2025	April	2,162	2,452	13.4 %
Total		26,863	25,507	-5.0 %

Coach Metres

Year	Month	Last Year	This Year	Variance %
2024	May	124.5	69.7	-44.0 %
2024	June	211.0	187.5	-11.1 %
2024	July	209.0	215.0	2.9 %
2024	August	145.1	75.0	-48.3 %
2024	September	175.0	285.5	63.1 %
2024	October	25.0	47.1	88.4 %
2024	November	13.0	0.0	-100.0 %
2024	December	21.0	0.0	-100.0 %
2025	January	0.0	0.0	0.0 %
2025	February	0.0	0.0	0.0 %
2025	March	29.0	0.0	-100.0 %
2025	April	51.0	37.0	-27.5 %
Total		1,003.6	916.8	-8.6 %


Commercial Vehicle Metres

Year	Month	Last Year	This Year	Variance %
2024	May	1,383.5	835.0	-39.6 %
2024	June	1,417.4	639.5	-54.9 %
2024	July	1,144.3	604.5	-47.2 %
2024	August	737.7	1,130.2	53.2 %
2024	September	808.5	836.5	3.5 %
2024	October	610.5	676.6	10.8 %
2024	November	553.0	745.0	34.7 %
2024	December	454.5	606.5	33.4 %
2025	January	786.0	707.5	-10.0 %
2025	February	628.0	561.7	-10.6 %
2025	March	654.0	605.0	-7.5 %
2025	April	898.5	1,109.7	23.5 %
Total		10,075.8	9,057.7	-10.1 %



Oban - Castlebay/Lochboisdale

Contractual Carrying Groups



This Month YoY

6,304

LY: 3,527 (+78.7%)

YoY

51,409

LY: 48,148 (+6.8%)

This Month YoY

2,543

LY: 1,395 (+82.3%)

YoY

20,180

LY: 19,278 (+4.7%)

This Month YoY

0.0

LY: 31.2 (-100%)

YoY

114.8

LY: 217.6 (-47.2%)

This Month YoY

1.9K

LY: 899.7 (+108.2%)

YoY

16.8K

LY: 15.3K (+9.8%)

Passengers				
Year	Month	Last Year	This Year	Variance %
2024	May	6,477	7,090	9.5 %
2024	June	6,189	6,039	-2.4 %
2024	July	8,661	7,555	-12.8 %
2024	August	6,860	8,451	23.2 %
2024	September	4,593	5,039	9.7 %
2024	October	2,924	2,669	-8.7 %
2024	November	2,355	1,681	-28.6 %
2024	December	1,796	1,657	-7.7 %
2025	January	1,621	1,616	-0.3 %
2025	February	1,213	1,184	-2.4 %
2025	March	1,932	2,124	9.9 %
2025	April	3,527	6,304	78.7 %
Total		48,148	51,409	6.8 %

Cars				
Year	Month	Last Year	This Year	Variance %
2024	May	2,478	2,635	6.3 %
2024	June	2,420	2,114	-12.6 %
2024	July	2,998	2,438	-18.7 %
2024	August	2,335	3,109	33.1 %
2024	September	1,843	2,114	14.7 %
2024	October	1,314	1,190	-9.4 %
2024	November	1,256	859	-31.6 %
2024	December	876	767	-12.4 %
2025	January	834	838	0.5 %
2025	February	627	565	-9.9 %
2025	March	902	1,008	11.8 %
2025	April	1,395	2,543	82.3 %
Total		19,278	20,180	4.7 %

Coach Metres				
Year	Month	Last Year	This Year	Variance %
2024	May	47.1	14.0	-70.3 %
2024	June	24.8	0.0	-100.0 %
2024	July	41.0	12.0	-70.7 %
2024	August	0.0	27.5	0.0 %
2024	September	15.2	26.1	71.7 %
2024	October	25.0	23.2	-7.2 %
2024	November	13.2	0.0	-100.0 %
2024	December	7.0	0.0	-100.0 %
2025	January	6.5	0.0	-100.0 %
2025	February	0.0	12.0	0.0 %
2025	March	6.6	0.0	-100.0 %
2025	April	31.2	0.0	-100.0 %
Total		217.6	114.8	-47.2 %

Commercial Vehicle Metres				
Year	Month	Last Year	This Year	Variance %
2024	May	1,381.4	1,408.6	2.0 %
2024	June	1,336.0	1,104.1	-17.4 %
2024	July	1,430.0	1,012.4	-29.2 %
2024	August	1,746.7	1,729.4	-1.0 %
2024	September	1,423.3	1,708.8	20.1 %
2024	October	1,195.7	958.2	-19.9 %
2024	November	1,777.5	1,537.3	-13.5 %
2024	December	1,187.2	1,013.3	-14.6 %
2025	January	888.4	1,112.3	25.2 %
2025	February	912.1	1,072.3	17.6 %
2025	March	1,149.1	2,302.6	100.4 %
2025	April	899.7	1,873.2	108.2 %
Total		15,327.1	16,832.5	9.8 %



Cars



Ardmhor (Barra) - Eriskay				
Year	Month	Last Year	This Year	Var %
2024	May	1,677	1,291	-23.0 %
2024	June	1,492	1,527	2.3 %
2024	July	1,245	1,591	27.8 %
2024	August	1,290	1,939	50.3 %
2024	September	971	1,389	43.0 %
2024	October	586	822	40.3 %
2024	November	560	672	20.0 %
2024	December	355	360	1.4 %
2025	January	466	616	32.2 %
2025	February	527	700	32.8 %
2025	March	761	864	13.5 %
2025	April	1,157	1,535	32.7 %
Total		11,087	13,306	20.0 %

Oban - Castlebay/Lochboisdale				
Year	Month	Last Year	This Year	Var %
2024	May	1,260	1,792	42.2 %
2024	June	1,107	1,663	50.2 %
2024	July	1,854	2,028	9.4 %
2024	August	1,203	2,179	81.1 %
2024	September	1,088	1,408	29.4 %
2024	October	988	896	-9.3 %
2024	November	968	615	-36.5 %
2024	December	740	627	-15.3 %
2025	January	687	619	-9.9 %
2025	February	519	415	-20.0 %
2025	March	727	732	0.7 %
2025	April	1,221	1,856	52.0 %
Total		12,362	14,830	20.0 %



LGVs



Ardmhor (Barra) - Eriskay				
Year	Month	Last Year	This Year	Var %
2024	May	272	165	-39.3 %
2024	June	166	167	0.6 %
2024	July	126	185	46.8 %
2024	August	145	211	45.5 %
2024	September	103	211	104.9 %
2024	October	105	151	43.8 %
2024	November	165	157	-4.8 %
2024	December	119	99	-16.8 %
2025	January	138	178	29.0 %
2025	February	158	203	28.5 %
2025	March	218	248	13.8 %
2025	April	203	279	37.4 %
Total		1,918	2,254	17.5 %

Oban - Castlebay/Lochboisdale				
Year	Month	Last Year	This Year	Var %
2024	May	206	194	-5.8 %
2024	June	140	153	9.3 %
2024	July	163	160	-1.8 %
2024	August	129	144	11.6 %
2024	September	117	183	56.4 %
2024	October	129	126	-2.3 %
2024	November	151	135	-10.6 %
2024	December	86	98	14.0 %
2025	January	79	123	55.7 %
2025	February	88	81	-8.0 %
2025	March	109	141	29.4 %
2025	April	139	233	67.6 %
Total		1,536	1,771	15.3 %



Motorhomes



Ardmhor (Barra) - Eriskay				
Year	Month	Last Year	This Year	Var %
2024	May	265	513	93.6 %
2024	June	358	415	15.9 %
2024	July	210	358	70.5 %
2024	August	234	390	66.7 %
2024	September	256	416	62.5 %
2024	October	49	69	40.8 %
2024	November	13	18	38.5 %
2024	December	3	10	233.3 %
2025	January	13	4	-69.2 %
2025	February	8	11	37.5 %
2025	March	51	38	-25.5 %
2025	April	212	322	51.9 %
Total		1,672	2,564	53.3 %

Oban - Castlebay/Lochboisdale				
Year	Month	Last Year	This Year	Var %
2024	May	383	697	82.0 %
2024	June	244	459	88.1 %
2024	July	307	416	35.5 %
2024	August	236	449	90.3 %
2024	September	281	385	37.0 %
2024	October	64	80	25.0 %
2024	November	26	23	-11.5 %
2024	December	11	7	-36.4 %
2025	January	17	10	-41.2 %
2025	February	15	12	-20.0 %
2025	March	49	52	6.1 %
2025	April	245	418	70.6 %
Total		1,878	3,008	60.2 %



Reliability & Punctuality



Reliability

Route		Ardmhor (Barra) - Eriskay		Oban - Castlebay/Lochboisdale	
Year	Month	Contractual	Actual	Contractual	Actual
2024	May	98.7%	98.7%	100.0%	100.0%
	June	96.6%	95.3%	100.0%	96.7%
	July	95.8%	95.5%	100.0%	96.8%
	August	98.7%	94.7%	100.0%	96.8%
	September	98.7%	91.9%	100.0%	96.7%
	October	98.3%	81.0%	100.0%	80.4%
	November	100.0%	87.7%	56.4%	43.6%
	December	99.6%	77.1%	100.0%	84.1%
2025	January	98.5%	88.8%	100.0%	81.3%
	February	99.2%	75.8%	85.5%	47.4%
	March	89.8%	82.7%	100.0%	55.7%
	April	100.0%	99.3%	100.0%	98.9%
Total		97.8%	89.4%	94.5%	79.9%



Punctuality

Route		Ardmhor (Barra) - Eriskay		Oban - Castlebay/Lochboisdale	
Year	Month	Contractual	Actual	Contractual	Actual
2024	May	99.3%	98.0%	100.0%	96.8%
	June	99.6%	99.3%	96.6%	84.5%
	July	98.0%	95.6%	93.3%	83.3%
	August	100.0%	100.0%	96.7%	85.0%
	September	100.0%	100.0%	100.0%	93.1%
	October	100.0%	98.8%	100.0%	84.4%
	November	100.0%	98.8%	97.1%	97.1%
	December	99.5%	97.5%	94.6%	70.3%
2025	January	99.6%	98.3%	96.9%	75.4%
	February	100.0%	97.9%	88.9%	55.6%
	March	99.6%	97.4%	100.0%	55.1%
	April	99.7%	98.6%	95.6%	86.8%
Total		99.6%	98.4%	96.8%	81.8%



Reliability & Punctuality Summary

Summary of Scheduled, Operated, Cancelled & Diverted Sailings by Route & Leg								
Year	Month	Route	Leg	Operated Sailings	Scheduled Sailings	Additional Sailings	Cancelled Sailings	Diverted Sailings
2025	April	Ardmhor (Barra) - Eriskay	Ardmhor-Eriskay	171	148	24	1	0
2025	April	Ardmhor (Barra) - Eriskay	Eriskay-Ardmhor	171	148	24	1	0
2025	April	Oban - Castlebay/Lochboisdale	Castlebay-Oban	30	30	0	0	0
2025	April	Oban - Castlebay/Lochboisdale	Lochboisdale-Oban	16	16	0	0	0
2025	April	Oban - Castlebay/Lochboisdale	Oban-Castlebay	28	29	0	1	0
2025	April	Oban - Castlebay/Lochboisdale	Oban-Lochboisdale	27	16	11	0	1
2025	April	Oban - Castlebay/Lochboisdale	Oban-Tiree	1	1	0	0	1
2025	April	Oban - Castlebay/Lochboisdale	Tiree-Lochboisdale	1		1	0	0
Total				445	388	60	3	2



Reliability & Punctuality Summary

Summary of Cancellations, Lateness & Relief Events
by Route & Leg

Year	Month	Route	Leg	Cancelled Sailings	Cancelled (Relief)	Cancelled (No Relief)	On Time	Level 1 Late	Level 1 (Relief)	Level 1 (No Relief)	Level 2 Late	Level 2 (Relief)	Level 2 (No Relief)
2025	April	Ardmhor (Barra) - Eriskay	Ardmhor-Eriskay	1	1	0	145	0	0	0	2	1	1
2025	April	Ardmhor (Barra) - Eriskay	Eriskay-Ardmhor	1	1	0	145	0	0	0	2	2	0
2025	April	Oban - Castlebay/Lochboisdale	Castlebay-Oban	0	0	0	27	1	1	0	2	2	0
2025	April	Oban - Castlebay/Lochboisdale	Lochboisdale-Oban	0	0	0	14	2	1	1	0	0	0
2025	April	Oban - Castlebay/Lochboisdale	Oban-Castlebay	1	1	0	22	3	1	2	3	2	1
2025	April	Oban - Castlebay/Lochboisdale	Oban-Lochboisdale	0	0	0	15	0	0	0	1	1	0
2025	April	Oban - Castlebay/Lochboisdale	Oban-Tiree	0	0	0	1	0	0	0	0	0	0
2025	April	Oban - Castlebay/Lochboisdale	Tiree-Lochboisdale	0	0	0	0	0	0	0	0	0	0
Total				3	3	0	369	6	3	3	10	8	2