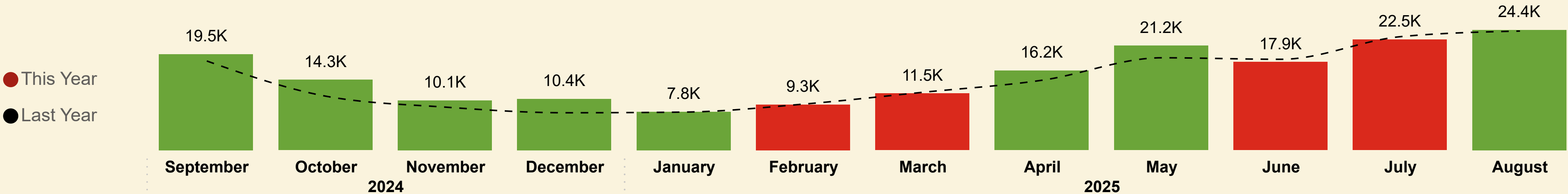




Shipped Passengers

Colintraive - Rhubodach



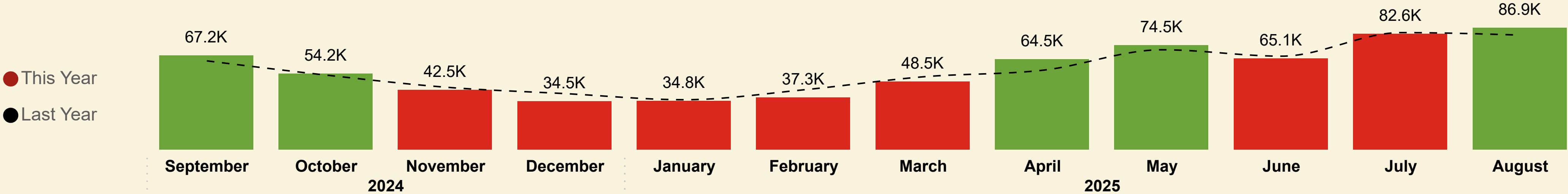
This Month YoY

24,417
LY: 24,182 (+0.97%)

YoY

185,005
LY: 172,842 (+7%)

Wemyss Bay - Rothesay



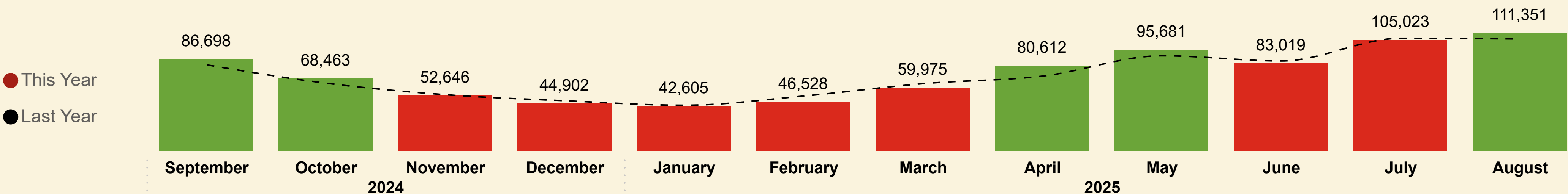
This Month YoY

86,934
LY: 81,635 (+6.49%)

YoY

692,498
LY: 689,910 (+0.4%)

Bute Total



This Month YoY

111,351
LY: 105,817 (+5.23%)

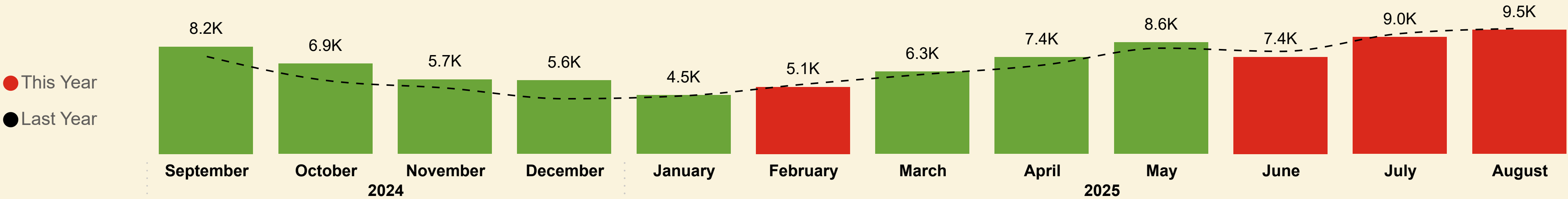
YoY

877,503
LY: 862,752 (+1.7%)



Shipped Cars

Colintraive - Rhubodach



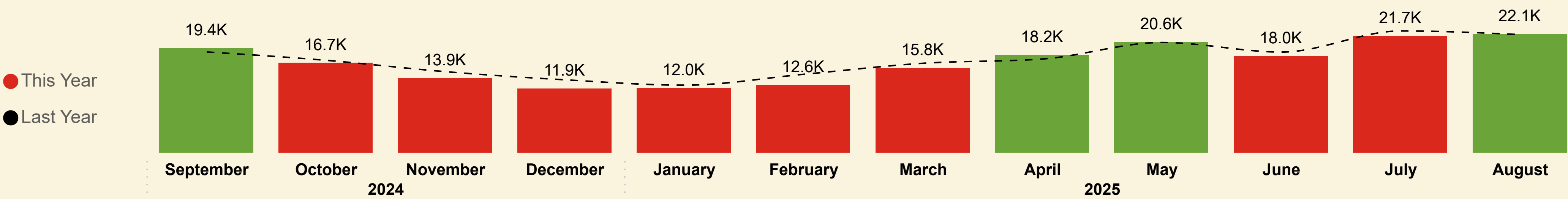
This Month YoY

9,525
LY: 9,626 (-1.05%)

YoY

84,380
LY: 79,966 (+5.5%)

Wemyss Bay - Rothesay



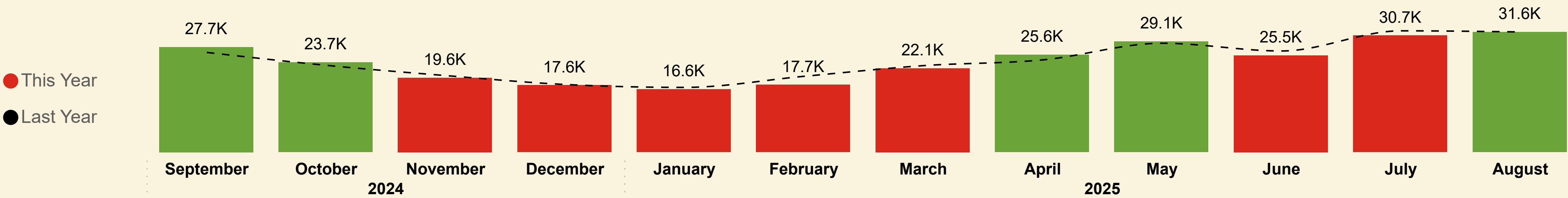
This Month YoY

22,114
LY: 22,008 (+0.48%)

YoY

203,050
LY: 209,974 (-3.3%)

Bute Total



This Month YoY

31,639
LY: 31,634 (+0.02%)

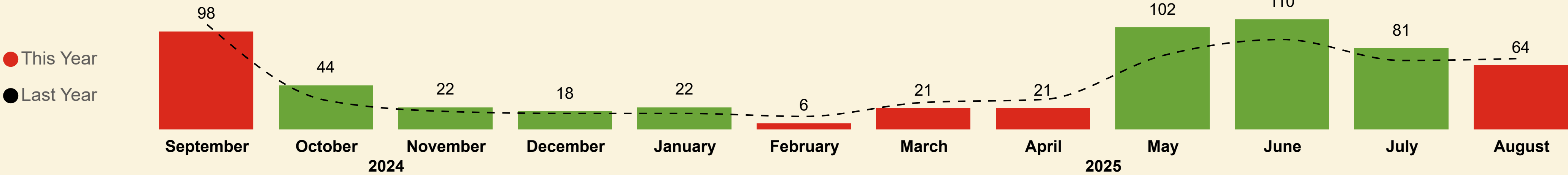
YoY

287,430
LY: 289,940 (-0.9%)



Shipped Coaches

Colintraive - Rhubodach



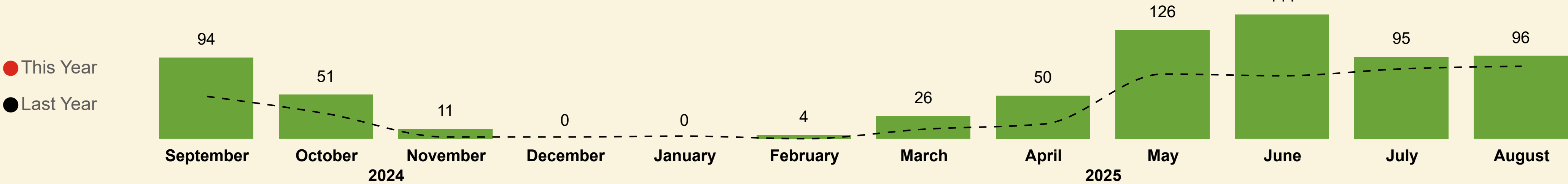
This Month YoY

64
LY: 71 (-9.86%)

YoY

609
LY: 558 (+9.1%)

Wemyss Bay - Rothesay



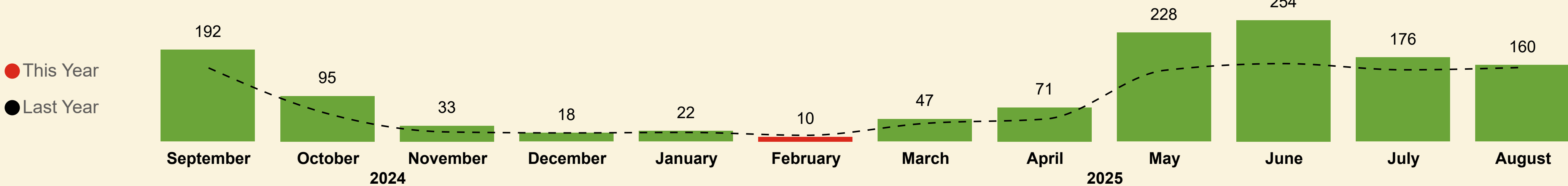
This Month YoY

96
LY: 84 (+14.29%)

YoY

697
LY: 426 (+63.6%)

Bute Total



This Month YoY

160
LY: 155 (+3.23%)

YoY


1306
LY: 984 (+32.7%)



Shipped Coach Metres

Colintraive - Rhubodach

● This Year
● Last Year



This Month YoY

716.4

LY: 761.3 (-5.9%)

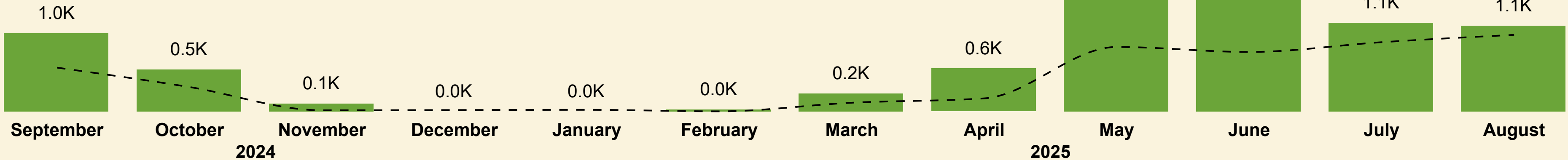
YoY

6.4K

LY: 5.6K (+14%)

Wemyss Bay - Rothesay

● This Year
● Last Year



This Month YoY

1.1K

LY: 982.3 (+12.1%)

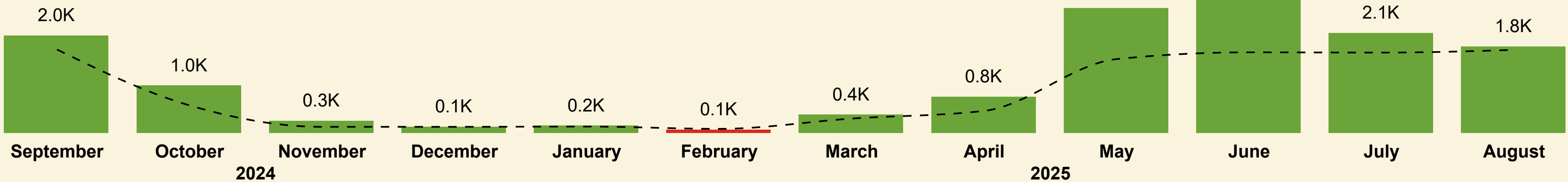
YoY

7.9K

LY: 4.7K (+69.3%)

Bute Total

● This Year
● Last Year



This Month YoY

1.8K

LY: 1.7K (+4.2%)

YoY

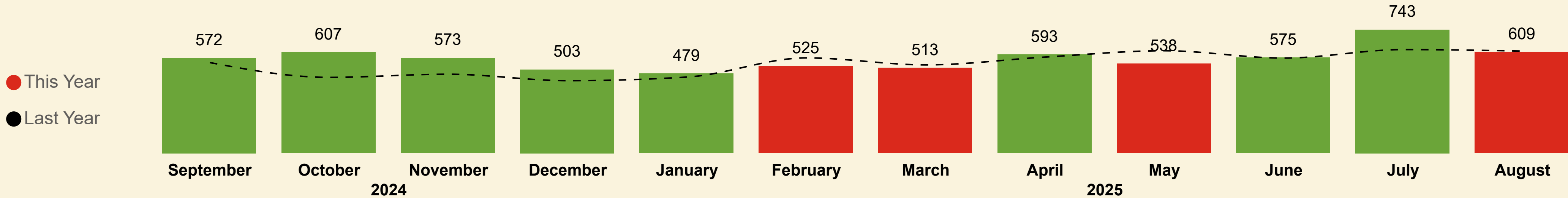
14.2K

LY: 10.2K (+39.2%)



Shipped Commercial Vehicles

Colintraive - Rhubodach



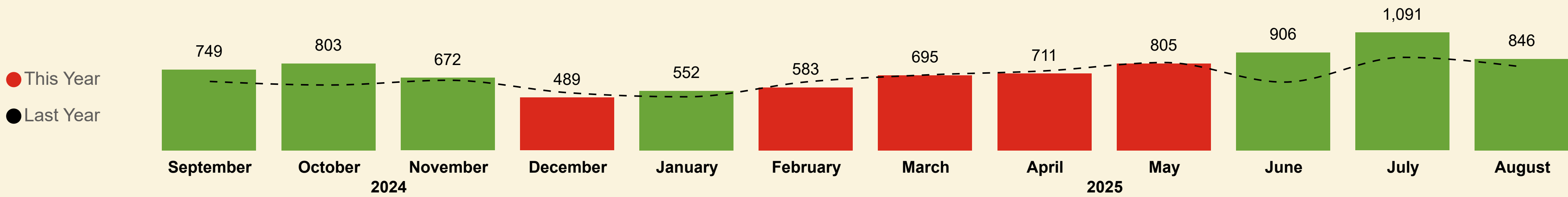
This Month YoY

609
LY: 614 (-0.8%)

YoY

6,830
LY: 6,477 (+5.5%)

Wemyss Bay - Rothesay



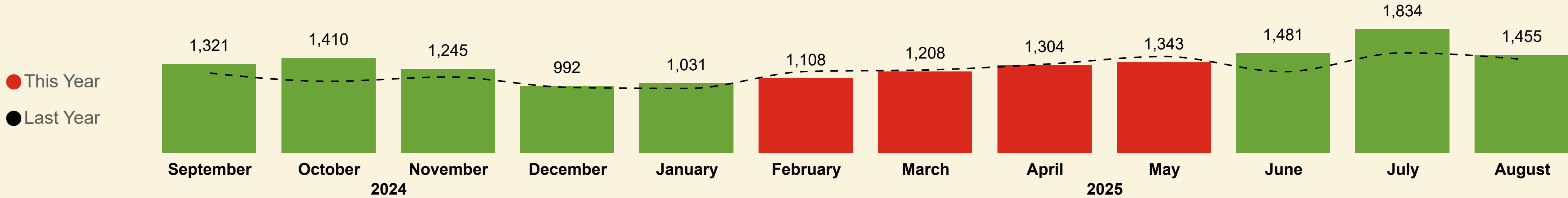
This Month YoY

846
LY: 773 (+9.4%)

YoY

8,902
LY: 8,069 (+10.3%)

Bute Total



This Month YoY

1,455
LY: 1,387 (+4.9%)

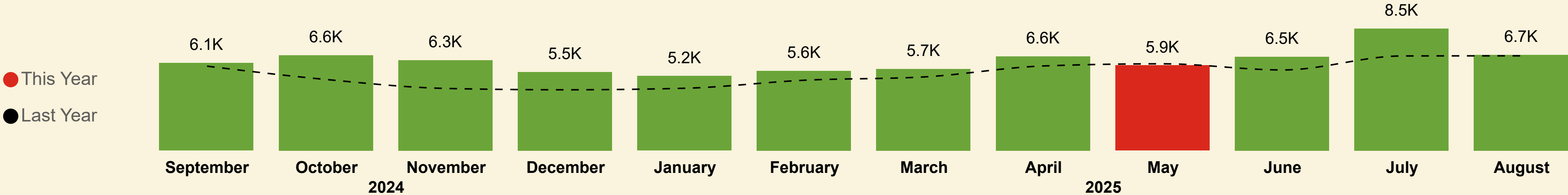
YoY

15,732
LY: 14,546 (+8.2%)



Shipped Commercial Vehicle Metres

Colintraive - Rhubodach



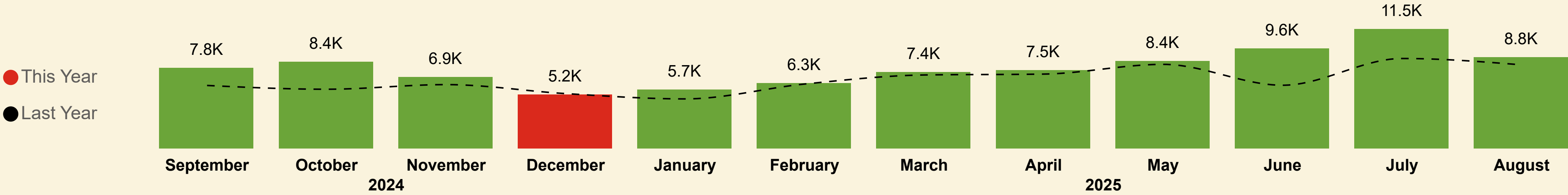
This Month YoY

6.7K
LY: 6.6K (+0.9%)

YoY

75.2K
LY: 64.6K (+16.5%)

Wemyss Bay - Rothesay



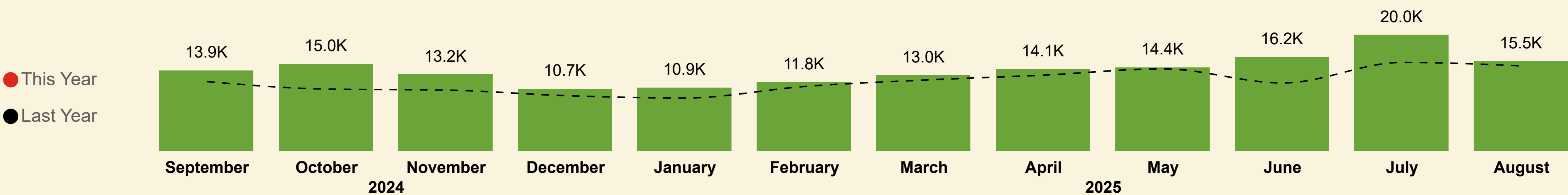
This Month YoY

8.8K
LY: 8.0K (+9.3%)

YoY

93.4K
LY: 79.2K (+17.9%)

Bute Total



This Month YoY

15.5K
LY: 14.7K (+5.5%)

YoY

168.6K
LY: 143.8K (+17.3%)

Bute Total

Contractual Carrying Groups



This Month YoY

111,351

LY: 105,817 (+5.2%)

YoY

877,503

LY: 862,752 (+1.7%)



This Month YoY

31,639

LY: 31,634 (+0%)

YoY

287,430

LY: 289,940 (-0.9%)



This Month YoY

1.82K

LY: 1.74K (+4.2%)

YoY

14.25K

LY: 10.24K (+39.2%)



This Month YoY

15.46K

LY: 14.65K (+5.5%)

YoY

168.60K

LY: 143.78K (+17.3%)

Passengers

Year	Month	Last Year	This Year	Variance %
2024	September	81,347	86,698	6.6 %
2024	October	64,017	68,463	6.9 %
2024	November	53,175	52,646	-1.0 %
2024	December	47,453	44,902	-5.4 %
2025	January	43,237	42,605	-1.5 %
2025	February	51,936	46,528	-10.4 %
2025	March	63,620	59,975	-5.7 %
2025	April	70,754	80,612	13.9 %
2025	May	89,905	95,681	6.4 %
2025	June	85,040	83,019	-2.4 %
2025	July	106,451	105,023	-1.3 %
2025	August	105,817	111,351	5.2 %
Total		862,752	877,503	1.7 %

Cars

Year	Month	Last Year	This Year	Variance %
2024	September	26,243	27,665	5.4 %
2024	October	22,850	23,651	3.5 %
2024	November	20,151	19,577	-2.8 %
2024	December	17,811	17,596	-1.2 %
2025	January	17,044	16,553	-2.9 %
2025	February	19,957	17,716	-11.2 %
2025	March	22,766	22,077	-3.0 %
2025	April	24,279	25,644	5.6 %
2025	May	28,656	29,141	1.7 %
2025	June	26,624	25,459	-4.4 %
2025	July	31,925	30,712	-3.8 %
2025	August	31,634	31,639	0.0 %
Total		289,940	287,430	-0.9 %

Coach Metres

Year	Month	Last Year	This Year	Variance %
2024	September	1,751.4	2,048.2	16.9 %
2024	October	577.6	994.5	72.2 %
2024	November	126.5	256.3	102.6 %
2024	December	126.5	130.4	3.1 %
2025	January	132.5	152.9	15.4 %
2025	February	84.0	68.0	-19.0 %
2025	March	300.4	383.0	27.5 %
2025	April	462.5	759.4	64.2 %
2025	May	1,550.9	2,627.2	69.4 %
2025	June	1,692.8	2,910.0	71.9 %
2025	July	1,687.5	2,099.1	24.4 %
2025	August	1,743.6	1,817.4	4.2 %
Total		10,236.1	14,246.2	39.2 %

Commercial Vehicle Metres

Year	Month	Last Year	This Year	Variance %
2024	September	11,942.3	13,858.2	16.0 %
2024	October	10,646.7	15,003.2	40.9 %
2024	November	10,470.6	13,171.6	25.8 %
2024	December	9,511.5	10,684.8	12.3 %
2025	January	9,107.0	10,879.9	19.5 %
2025	February	11,100.7	11,848.6	6.7 %
2025	March	12,203.6	13,045.0	6.9 %
2025	April	13,055.4	14,100.5	8.0 %
2025	May	14,140.5	14,372.6	1.6 %
2025	June	11,700.9	16,160.4	38.1 %
2025	July	15,253.9	20,012.1	31.2 %
2025	August	14,651.4	15,459.8	5.5 %
Total		143,784.5	168,596.7	17.3 %

Colintraive - Rhubodach

Contractual Carrying Groups



This Month YoY

24,417

LY: 24,182 (+1%)

YoY

185,005

LY: 172,842 (+7%)



This Month YoY

9,525

LY: 9,626 (-1%)

YoY

84,380

LY: 79,966 (+5.5%)



This Month YoY

716.40

LY: 761.30 (-5.9%)

YoY

6.36K

LY: 5.58K (+14%)



This Month YoY

6.67K

LY: 6.61K (+0.9%)

YoY

75.18K

LY: 64.56K (+16.5%)

Passengers

Year	Month	Last Year	This Year	Variance %
2024	September	18,105	19,502	7.7 %
2024	October	10,943	14,294	30.6 %
2024	November	8,732	10,108	15.8 %
2024	December	7,591	10,395	36.9 %
2025	January	7,727	7,795	0.9 %
2025	February	9,349	9,250	-1.1 %
2025	March	11,753	11,510	-2.1 %
2025	April	14,209	16,153	13.7 %
2025	May	18,755	21,217	13.1 %
2025	June	18,449	17,899	-3.0 %
2025	July	23,047	22,465	-2.5 %
2025	August	24,182	24,417	1.0 %
Total		172,842	185,005	7.0 %

Cars

Year	Month	Last Year	This Year	Variance %
2024	September	7,474	8,223	10.0 %
2024	October	5,637	6,923	22.8 %
2024	November	5,057	5,711	12.9 %
2024	December	4,232	5,648	33.5 %
2025	January	4,460	4,509	1.1 %
2025	February	5,343	5,132	-3.9 %
2025	March	6,101	6,316	3.5 %
2025	April	6,814	7,426	9.0 %
2025	May	8,116	8,560	5.5 %
2025	June	7,869	7,441	-5.4 %
2025	July	9,237	8,966	-2.9 %
2025	August	9,626	9,525	-1.0 %
Total		79,966	84,380	5.5 %

Coach Metres

Year	Month	Last Year	This Year	Variance %
2024	September	1,190.1	1,046.6	-12.1 %
2024	October	265.5	457.3	72.2 %
2024	November	113.0	156.4	38.4 %
2024	December	110.0	130.4	18.5 %
2025	January	113.0	152.9	35.3 %
2025	February	84.0	42.0	-50.0 %
2025	March	189.6	153.0	-19.3 %
2025	April	296.0	208.3	-29.6 %
2025	May	724.2	1,158.3	59.9 %
2025	June	930.2	1,172.0	26.0 %
2025	July	799.5	963.0	20.5 %
2025	August	761.3	716.4	-5.9 %
Total		5,576.3	6,356.5	14.0 %

Commercial Vehicle Metres

Year	Month	Last Year	This Year	Variance %
2024	September	5,883.7	6,106.6	3.8 %
2024	October	4,951.7	6,642.9	34.2 %
2024	November	4,330.7	6,297.1	45.4 %
2024	December	4,236.9	5,479.0	29.3 %
2025	January	4,344.6	5,197.6	19.6 %
2025	February	4,903.9	5,553.5	13.2 %
2025	March	5,134.2	5,686.8	10.8 %
2025	April	5,899.7	6,571.1	11.4 %
2025	May	6,048.8	5,939.2	-1.8 %
2025	June	5,619.6	6,536.8	16.3 %
2025	July	6,596.3	8,501.9	28.9 %
2025	August	6,606.1	6,667.9	0.9 %
Total		64,556.1	75,180.3	16.5 %

Wemyss Bay - Rothesay

Contractual Carrying Groups



This Month YoY

86,934

LY: 81,635 (+6.5%)

YoY

692,498

LY: 689,910 (+0.4%)



This Month YoY

22,114

LY: 22,008 (+0.5%)

YoY

203,050

LY: 209,974 (-3.3%)



This Month YoY

1.10K

LY: 982.30 (+12.1%)

YoY

7.89K

LY: 4.66K (+69.3%)



This Month YoY

8.79K

LY: 8.05K (+9.3%)

YoY

93.42K

LY: 79.23K (+17.9%)

Passengers

Year	Month	Last Year	This Year	Variance %
2024	September	63,242	67,196	6.3 %
2024	October	53,074	54,169	2.1 %
2024	November	44,443	42,538	-4.3 %
2024	December	39,862	34,507	-13.4 %
2025	January	35,510	34,810	-2.0 %
2025	February	42,587	37,278	-12.5 %
2025	March	51,867	48,465	-6.6 %
2025	April	56,545	64,459	14.0 %
2025	May	71,150	74,464	4.7 %
2025	June	66,591	65,120	-2.2 %
2025	July	83,404	82,558	-1.0 %
2025	August	81,635	86,934	6.5 %
Total		689,910	692,498	0.4 %

Cars

Year	Month	Last Year	This Year	Variance %
2024	September	18,769	19,442	3.6 %
2024	October	17,213	16,728	-2.8 %
2024	November	15,094	13,866	-8.1 %
2024	December	13,579	11,948	-12.0 %
2025	January	12,584	12,044	-4.3 %
2025	February	14,614	12,584	-13.9 %
2025	March	16,665	15,761	-5.4 %
2025	April	17,465	18,218	4.3 %
2025	May	20,540	20,581	0.2 %
2025	June	18,755	18,018	-3.9 %
2025	July	22,688	21,746	-4.2 %
2025	August	22,008	22,114	0.5 %
Total		209,974	203,050	-3.3 %

Coach Metres

Year	Month	Last Year	This Year	Variance %
2024	September	561.3	1,001.6	78.4 %
2024	October	312.1	537.2	72.1 %
2024	November	13.5	100.0	640.4 %
2024	December	16.5	0.0	-100.0 %
2025	January	19.5	0.0	-100.0 %
2025	February	0.0	26.0	0.0 %
2025	March	110.8	230.0	107.6 %
2025	April	166.5	551.1	231.0 %
2025	May	826.7	1,468.8	77.7 %
2025	June	762.6	1,738.0	127.9 %
2025	July	888.0	1,136.1	27.9 %
2025	August	982.3	1,101.0	12.1 %
Total		4,659.8	7,889.7	69.3 %

Commercial Vehicle Metres

Year	Month	Last Year	This Year	Variance %
2024	September	6,058.6	7,751.6	27.9 %
2024	October	5,695.0	8,360.2	46.8 %
2024	November	6,139.9	6,874.5	12.0 %
2024	December	5,274.6	5,205.9	-1.3 %
2025	January	4,762.4	5,682.3	19.3 %
2025	February	6,196.8	6,295.1	1.6 %
2025	March	7,069.4	7,358.2	4.1 %
2025	April	7,155.7	7,529.4	5.2 %
2025	May	8,091.7	8,433.4	4.2 %
2025	June	6,081.4	9,623.6	58.2 %
2025	July	8,657.6	11,510.2	32.9 %
2025	August	8,045.3	8,791.9	9.3 %
Total		79,228.4	93,416.5	17.9 %



Cars




Colintraive - Rhubodach				
Year	Month	Last Year	This Year	Var %
2024	September	5,686	6,855	20.6 %
2024	October	4,248	5,763	35.7 %
2024	November	3,876	4,770	23.1 %
2024	December	3,422	4,834	41.3 %
2025	January	3,615	3,842	6.3 %
2025	February	4,270	4,359	2.1 %
2025	March	4,983	5,400	8.4 %
2025	April	5,478	6,383	16.5 %
2025	May	6,661	7,340	10.2 %
2025	June	6,493	6,491	-0.0 %
2025	July	7,742	7,810	0.9 %
2025	August	8,225	8,486	3.2 %
Total		64,699	72,333	11.8 %

Wemyss Bay - Rothesay				
Year	Month	Last Year	This Year	Var %
2024	September	15,339	16,400	6.9 %
2024	October	13,967	14,140	1.2 %
2024	November	12,044	11,688	-3.0 %
2024	December	11,294	9,870	-12.6 %
2025	January	10,035	9,882	-1.5 %
2025	February	11,667	10,184	-12.7 %
2025	March	14,179	12,895	-9.1 %
2025	April	14,595	15,456	5.9 %
2025	May	17,183	17,100	-0.5 %
2025	June	15,779	14,767	-6.4 %
2025	July	19,301	18,105	-6.2 %
2025	August	18,416	18,819	2.2 %
Total		173,799	169,306	-2.6 %



LGVs



Colintraive - Rhubodach				
Year	Month	Last Year	This Year	Var %
2024	September	393	702	78.6 %
2024	October	370	707	91.1 %
2024	November	342	650	90.1 %
2024	December	361	490	35.7 %
2025	January	380	449	18.2 %
2025	February	587	569	-3.1 %
2025	March	566	673	18.9 %
2025	April	506	640	26.5 %
2025	May	625	702	12.3 %
2025	June	653	567	-13.2 %
2025	July	676	761	12.6 %
2025	August	730	642	-12.1 %
Total		6,189	7,552	22.0 %

Wemyss Bay - Rothesay				
Year	Month	Last Year	This Year	Var %
2024	September	1,538	1,766	14.8 %
2024	October	1,547	1,531	-1.0 %
2024	November	1,741	1,654	-5.0 %
2024	December	1,173	1,071	-8.7 %
2025	January	1,737	1,410	-18.8 %
2025	February	2,009	1,482	-26.2 %
2025	March	1,719	1,687	-1.9 %
2025	April	1,816	1,750	-3.6 %
2025	May	1,834	1,910	4.1 %
2025	June	1,611	1,919	19.1 %
2025	July	1,851	2,178	17.7 %
2025	August	1,785	2,004	12.3 %
Total		20,361	20,362	0.0 %



Motorhomes



Colintraive - Rhubodach				
Year	Month	Last Year	This Year	Var %
2024	September	176	258	46.6 %
2024	October	62	107	72.6 %
2024	November	28	48	71.4 %
2024	December	14	30	114.3 %
2025	January	22	27	22.7 %
2025	February	32	44	37.5 %
2025	March	77	69	-10.4 %
2025	April	140	177	26.4 %
2025	May	265	293	10.6 %
2025	June	228	178	-21.9 %
2025	July	252	214	-15.1 %
2025	August	200	283	41.5 %
Total		1,496	1,728	15.5 %

Wemyss Bay - Rothesay				
Year	Month	Last Year	This Year	Var %
2024	September	289	394	36.3 %
2024	October	176	151	-14.2 %
2024	November	81	134	65.4 %
2024	December	38	70	84.2 %
2025	January	55	42	-23.6 %
2025	February	96	62	-35.4 %
2025	March	173	138	-20.2 %
2025	April	238	285	19.7 %
2025	May	404	482	19.3 %
2025	June	378	342	-9.5 %
2025	July	435	448	3.0 %
2025	August	375	462	23.2 %
Total		2,738	3,010	9.9 %



Reliability & Punctuality



Reliability				
Route	Colintraive - Rhubodach		Wemyss Bay - Rothesay	
Month	Contractual	Actual	Contractual	Actual
Sep-24	100.0%	100.0%	98.2%	97.2%
Oct-24	100.0%	96.4%	100.0%	92.4%
Nov-24	99.8%	97.6%	100.0%	94.9%
Dec-24	100.0%	93.1%	91.8%	74.8%
Jan-25	99.9%	92.9%	99.8%	93.7%
Feb-25	100.0%	96.3%	100.0%	89.8%
Mar-25	100.0%	99.4%	99.8%	96.0%
Apr-25	100.0%	99.5%	99.8%	98.7%
May-25	100.0%	100.0%	100.0%	100.0%
Jun-25	100.0%	99.8%	99.3%	99.3%
Jul-25	99.9%	99.9%	99.5%	99.5%
Aug-25	100.0%	98.5%	99.5%	94.5%
Total	100.0%	97.8%	99.0%	94.4%



Punctuality				
Route	Colintraive - Rhubodach		Wemyss Bay - Rothesay	
Month	Contractual	Actual	Contractual	Actual
Sep-24	100.0%	100.0%	99.7%	97.6%
Oct-24	100.0%	100.0%	100.0%	97.1%
Nov-24	100.0%	100.0%	100.0%	96.3%
Dec-24	100.0%	100.0%	99.5%	94.2%
Jan-25	100.0%	100.0%	100.0%	99.2%
Feb-25	100.0%	100.0%	100.0%	98.5%
Mar-25	100.0%	100.0%	99.9%	98.2%
Apr-25	100.0%	100.0%	100.0%	98.6%
May-25	100.0%	100.0%	99.8%	96.4%
Jun-25	100.0%	100.0%	99.8%	98.8%
Jul-25	99.9%	99.9%	99.8%	93.8%
Aug-25	100.0%	99.9%	99.8%	95.1%
Total	100.0%	100.0%	99.8%	97.0%



Reliability & Punctuality Summary

Summary of Scheduled, Operated, Cancelled & Diverted Sailings by Route & Leg								
Year	Month	Route	Leg	Operated Sailings	Scheduled Sailings	Additional Sailings	Cancelled Sailings	Diverted Sailings
2025	August	Colintraive - Rhubodach	Colintraive-Rhubodach	948	962	0	14	0
2025	August	Colintraive - Rhubodach	Rhubodach-Colintraive	948	962	0	14	0
2025	August	Wemyss Bay - Rothesay	Gourock (Divert)-Rothesay	7		7	0	0
2025	August	Wemyss Bay - Rothesay	Rothesay-Gourock (Divert)	7	7	0	0	7
2025	August	Wemyss Bay - Rothesay	Rothesay-Wemyss Bay	397	417	0	20	0
2025	August	Wemyss Bay - Rothesay	Wemyss Bay-Rothesay	397	424	0	27	0
Total				2,704	2,772	7	75	7

Summary of Cancellations, Lateness & Relief Events by Route & Leg													
Year	Month	Route	Leg	Cancelled Sailings	Cancelled (Relief)	Cancelled (No Relief)	On Time	Level 1 Late	Level 1 (Relief)	Level 1 (No Relief)	Level 2 Late	Level 2 (Relief)	Level 2 (No Relief)
2025	August	Colintraive - Rhubodach	Colintraive-Rhubodach	14	14	0	948	0	0	0	0	0	0
2025	August	Colintraive - Rhubodach	Rhubodach-Colintraive	14	14	0	947	1	1	0	0	0	0
2025	August	Wemyss Bay - Rothesay	Gourock (Divert)-Rothesay	0	0	0	0	0	0	0	0	0	0
2025	August	Wemyss Bay - Rothesay	Rothesay-Gourock (Divert)	0	0	0	1	0	0	0	6	6	0
2025	August	Wemyss Bay - Rothesay	Rothesay-Wemyss Bay	20	18	2	382	14	14	0	1	1	0
2025	August	Wemyss Bay - Rothesay	Wemyss Bay-Rothesay	27	25	2	379	16	14	2	2	2	0
Total				75	71	4	2,657	31	29	2	9	9	0