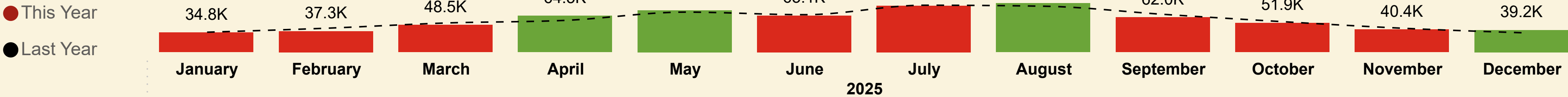




Shipped Passengers

Wemyss Bay - Rothesay



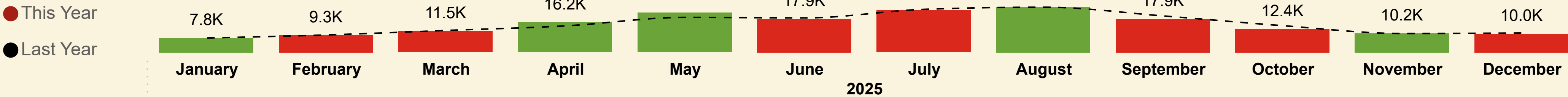
This Month YoY

39,206
LY: 34,507 (+13.62%)

YoY

687,623
LY: 687,699 (-0%)

Colintraive - Rhubodach



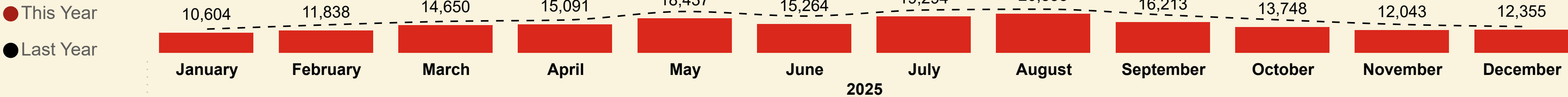
This Month YoY

10,039
LY: 10,395 (-3.42%)

YoY

181,267
LY: 181,770 (-0.3%)

Gourock - Dunoon



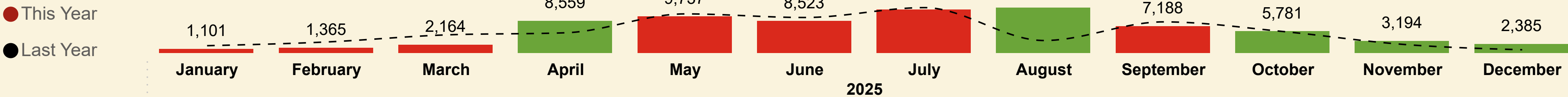
This Month YoY

12,355
LY: 13,946 (-11.41%)

YoY

180,392
LY: 215,348 (-16.2%)

Tarbert LF - Portavadie



This Month YoY

2,385
LY: 840 (+183.93%)

YoY

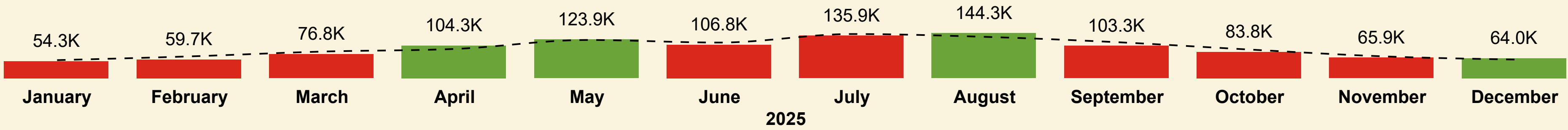
73,710
LY: 67,535 (+9.1%)



Shipped Passengers

Total Cowal

● This Year
● Last Year



This Month YoY

63,985

LY: 59,688 (+7.2%)

YoY


1,122,992

LY: 1,152,352 (-2.5%)



Shipped Cars

Wemyss Bay - Rothesay



This Month YoY

13,291


LY: 11,948 (+11.24%)

YoY

202,324

LY: 207,303 (-2.4%)

Colintraive - Rhubodach



This Month YoY

5,446

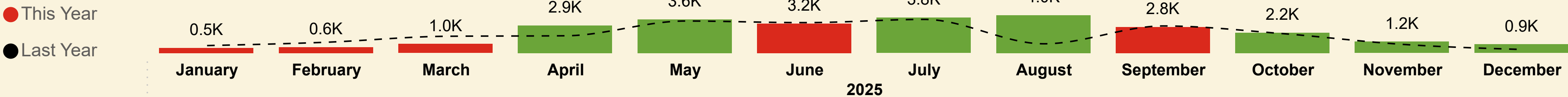
LY: 5,648 (-3.58%)

YoY

83,293

LY: 84,071 (-0.9%)

Tarbert LF - Portavadie



This Month YoY

934


LY: 381 (+145.14%)

YoY

26,838

LY: 23,188 (+15.7%)

Cowal Total



This Month YoY

19,671

LY: 17,977 (+9.42%)

YoY

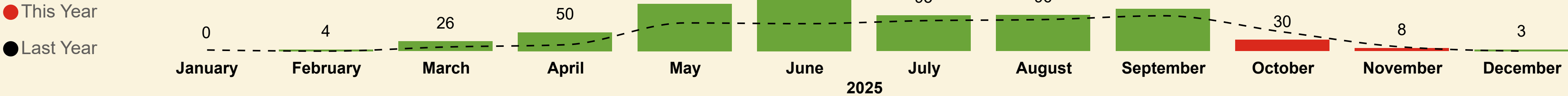
312,455

LY: 314,562 (-0.7%)



Shipped Coaches

Wemyss Bay - Rothesay



This Month YoY

3

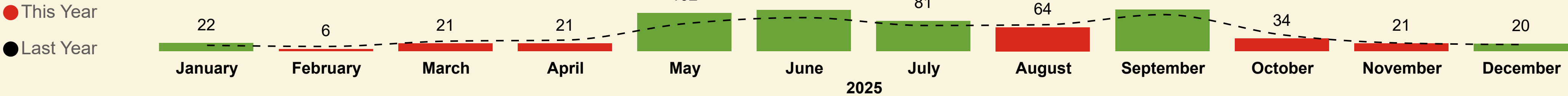
LY: 0

YoY

694

LY: 500 (+38.8%)

Colintraive - Rhubodach



This Month YoY

20

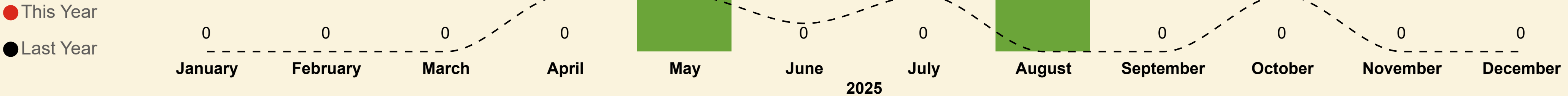
LY: 18 (+11.11%)

YoY

613

LY: 572 (+7.2%)

Tarbert LF - Portavadie



This Month YoY

0

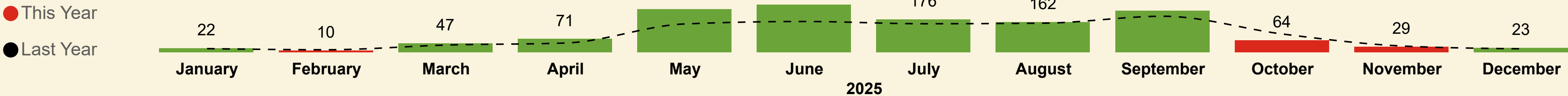
LY: 0

YoY

4

LY: 9 (-55.6%)

Cowal Total



This Month YoY

23

LY: 18 (+27.78%)

YoY

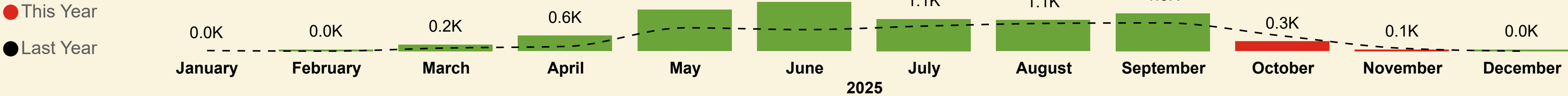
1311

LY: 1,081 (+21.3%)



Shipped Coach Metres

Wemyss Bay - Rothesay



This Month YoY

19.2

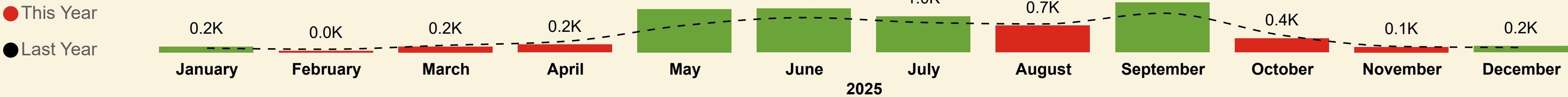
LY: 0.0

YoY

8.0K

LY: 5.4K (+48.4%)

Colintraive - Rhubodach



This Month YoY

167.4

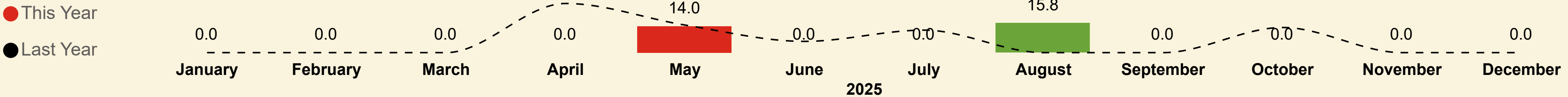
LY: 130.4 (+28.4%)

YoY

6.6K

LY: 5.7K (+15.8%)

Tarbert LF - Portavadie



This Month YoY

0.0

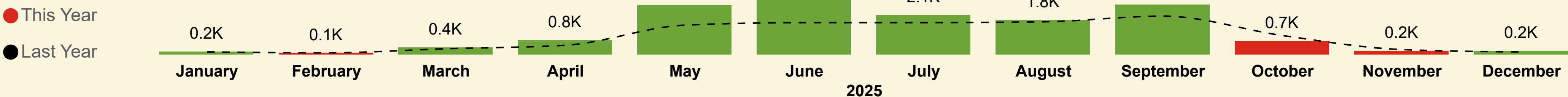
LY: 0.0

YoY

29.8

LY: 72.3 (-58.8%)

Cowal Total



This Month YoY

186.6

LY: 130.4 (+43.1%)

YoY

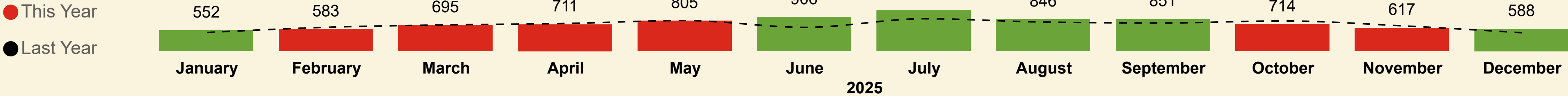
14.6K

LY: 11.2K (+31.1%)



Shipped Commercial Vehicles

Wemyss Bay - Rothesay



This Month YoY

588

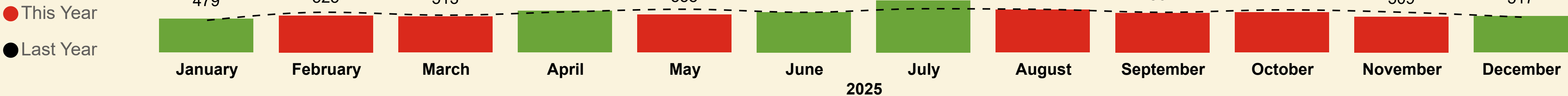
LY: 489 (+20.2%)

YoY

8,959

LY: 8,356 (+7.2%)

Colintraive - Rhubodach



This Month YoY

517

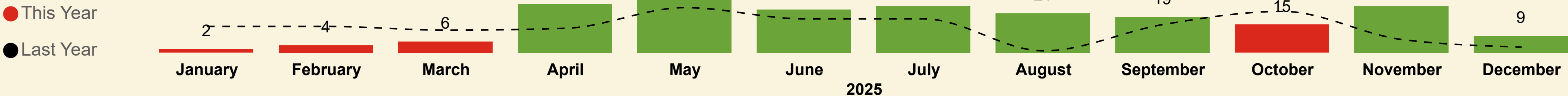
LY: 503 (+2.8%)

YoY

6,736

LY: 6,820 (-1.2%)

Tarbert LF - Portavadie



This Month YoY

9

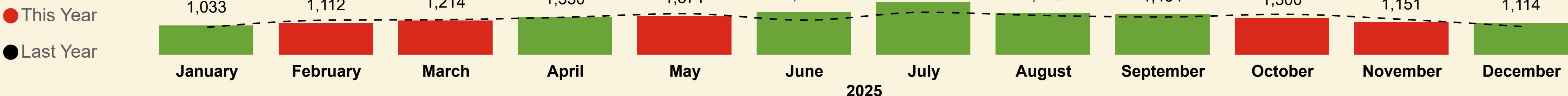
LY: 3 (+200%)

YoY

203

LY: 161 (+26.1%)

Cowal Total



This Month YoY

1,114

LY: 995 (+12%)

YoY

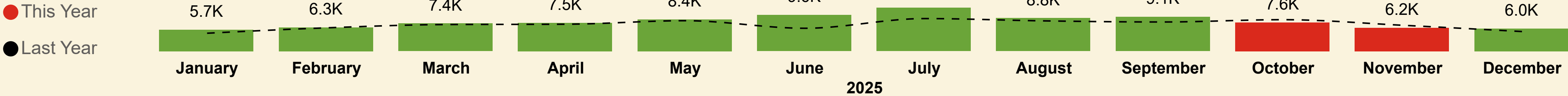
15,898

LY: 15,337 (+3.7%)



Shipped Commercial Vehicle Metres

Wemyss Bay - Rothesay



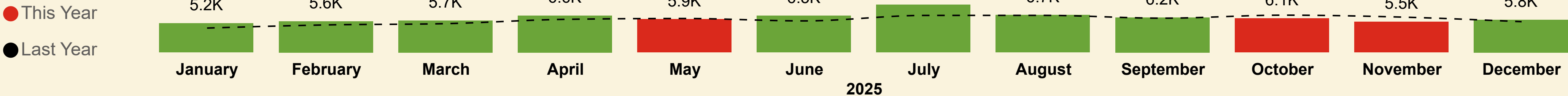
This Month YoY

6.0K
LY: 5.2K (+15.6%)

YoY

94.1K
LY: 84.3K (+11.7%)

Colintraive - Rhubodach



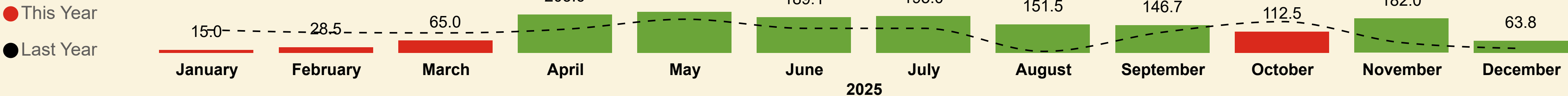
This Month YoY

5.8K
LY: 5.5K (+6.2%)

YoY

74.3K
LY: 69.7K (+6.6%)

Tarbert LF - Portavadie



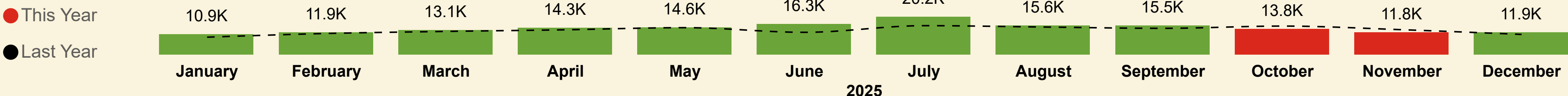
This Month YoY

63.8
LY: 22.6 (+182.3%)

YoY

1.6K
LY: 1.3K (+25%)

Cowal Total



This Month YoY

11.9K
LY: 10.7K (+11.2%)

YoY

170.0K
LY: 155.2K (+9.5%)

Cowal Total

Contractual Carrying Groups



This Month YoY

63,985

LY: 59,688 (+7.2%)

YoY

1,122,992

LY: 1,152,352 (-2.5%)



This Month YoY

19,671

LY: 17,977 (+9.4%)

YoY

312,455

LY: 314,571 (-0.7%)



This Month YoY

186.60

LY: 130.40 (+43.1%)

YoY

14.63K

LY: 11.16K (+31.1%)



This Month YoY

11.90K

LY: 10.71K (+11.2%)

YoY

169.97K

LY: 155.19K (+9.5%)

Passengers

Year	Month	Last Year	This Year	Variance %
2025	January	57,738	54,310	-5.9 %
2025	February	69,697	59,731	-14.3 %
2025	March	85,102	76,789	-9.8 %
2025	April	93,558	104,262	11.4 %
2025	May	122,275	123,855	1.3 %
2025	June	114,016	106,806	-6.3 %
2025	July	141,284	135,916	-3.8 %
2025	August	132,292	144,320	9.1 %
2025	September	115,147	103,326	-10.3 %
2025	October	91,593	83,820	-8.5 %
2025	November	69,962	65,872	-5.8 %
2025	December	59,688	63,985	7.2 %
Total		1,152,352	1,122,992	-2.5 %

Cars

Year	Month	Last Year	This Year	Variance %
2025	January	17,845	17,093	-4.2 %
2025	February	21,115	18,336	-13.2 %
2025	March	24,570	23,054	-6.2 %
2025	April	26,130	28,589	9.4 %
2025	May	32,090	32,757	2.1 %
2025	June	29,887	28,627	-4.2 %
2025	July	35,532	34,510	-2.9 %
2025	August	32,624	35,686	9.4 %
2025	September	30,569	28,383	-7.2 %
2025	October	25,728	24,855	-3.4 %
2025	November	20,504	20,894	1.9 %
2025	December	17,977	19,671	9.4 %
Total		314,571	312,455	-0.7 %

Coach Metres

Year	Month	Last Year	This Year	Variance %
2025	January	132.5	152.9	15.4 %
2025	February	84.0	68.0	-19.0 %
2025	March	300.4	383.0	27.5 %
2025	April	488.7	759.4	55.4 %
2025	May	1,565.6	2,641.2	68.7 %
2025	June	1,698.8	2,910.0	71.3 %
2025	July	1,699.5	2,099.1	23.5 %
2025	August	1,743.6	1,833.2	5.1 %
2025	September	2,048.2	2,676.6	30.7 %
2025	October	1,007.9	718.8	-28.7 %
2025	November	256.3	197.2	-23.1 %
2025	December	130.4	186.6	43.1 %
Total		11,155.7	14,625.9	31.1 %

Commercial Vehicle Metres

Year	Month	Last Year	This Year	Variance %
2025	January	9,228.5	10,894.9	18.1 %
2025	February	11,208.7	11,877.1	6.0 %
2025	March	12,309.1	13,110.0	6.5 %
2025	April	13,180.5	14,304.1	8.5 %
2025	May	14,318.8	14,590.0	1.9 %
2025	June	11,830.7	16,349.5	38.2 %
2025	July	15,383.6	20,207.1	31.4 %
2025	August	14,658.4	15,611.3	6.5 %
2025	September	13,967.6	15,487.4	10.9 %
2025	October	15,168.7	13,790.3	-9.1 %
2025	November	13,225.2	11,844.4	-10.4 %
2025	December	10,707.4	11,901.5	11.2 %
Total		155,187.2	169,967.6	9.5 %

Wemyss Bay - Rothesay

Contractual Carrying Groups



This Month YoY

39,206

LY: 34,507 (+13.6%)

YoY

687,623

LY: 687,699 (-0%)



This Month YoY

13,291

LY: 11,948 (+11.2%)

YoY

202,324

LY: 207,303 (-2.4%)



This Month YoY

19.20

LY: 0.00

YoY

8.01K

LY: 5.40K (+48.4%)



This Month YoY

6.02K

LY: 5.21K (+15.6%)

YoY

94.14K

LY: 84.25K (+11.7%)

Passengers

Year	Month	Last Year	This Year	Variance %
2025	January	35,510	34,810	-2.0 %
2025	February	42,587	37,278	-12.5 %
2025	March	51,867	48,465	-6.6 %
2025	April	56,545	64,459	14.0 %
2025	May	71,150	74,464	4.7 %
2025	June	66,591	65,120	-2.2 %
2025	July	83,404	82,558	-1.0 %
2025	August	81,635	86,934	6.5 %
2025	September	67,196	62,004	-7.7 %
2025	October	54,169	51,927	-4.1 %
2025	November	42,538	40,398	-5.0 %
2025	December	34,507	39,206	13.6 %
Total		687,699	687,623	-0.0 %

Cars

Year	Month	Last Year	This Year	Variance %
2025	January	12,584	12,044	-4.3 %
2025	February	14,614	12,584	-13.9 %
2025	March	16,665	15,761	-5.4 %
2025	April	17,465	18,218	4.3 %
2025	May	20,540	20,581	0.2 %
2025	June	18,755	18,018	-3.9 %
2025	July	22,688	21,746	-4.2 %
2025	August	22,008	22,114	0.5 %
2025	September	19,442	17,991	-7.5 %
2025	October	16,728	16,253	-2.8 %
2025	November	13,866	13,723	-1.0 %
2025	December	11,948	13,291	11.2 %
Total		207,303	202,324	-2.4 %

Coach Metres

Year	Month	Last Year	This Year	Variance %
2025	January	19.5	0.0	-100.0 %
2025	February	0.0	26.0	0.0 %
2025	March	110.8	230.0	107.6 %
2025	April	166.5	551.1	231.0 %
2025	May	826.7	1,468.8	77.7 %
2025	June	762.6	1,738.0	127.9 %
2025	July	888.0	1,136.1	27.9 %
2025	August	982.3	1,101.0	12.1 %
2025	September	1,001.6	1,342.9	34.1 %
2025	October	537.2	345.0	-35.8 %
2025	November	100.0	50.8	-49.2 %
2025	December	0.0	19.2	0.0 %
Total		5,395.1	8,008.9	48.4 %

Commercial Vehicle Metres

Year	Month	Last Year	This Year	Variance %
2025	January	4,762.4	5,682.3	19.3 %
2025	February	6,196.8	6,295.1	1.6 %
2025	March	7,069.4	7,358.2	4.1 %
2025	April	7,155.7	7,529.4	5.2 %
2025	May	8,091.7	8,433.4	4.2 %
2025	June	6,081.4	9,623.6	58.2 %
2025	July	8,657.6	11,510.2	32.9 %
2025	August	8,045.3	8,791.9	9.3 %
2025	September	7,751.6	9,105.8	17.5 %
2025	October	8,360.2	7,600.7	-9.1 %
2025	November	6,874.6	6,188.7	-10.0 %
2025	December	5,205.9	6,019.4	15.6 %
Total		84,252.5	94,138.8	11.7 %

Colintraive - Rhubodach

Contractual Carrying Groups



This Month YoY

10,039

LY: 10,395 (-3.4%)

YoY

181,267

LY: 181,770 (-0.3%)



This Month YoY

5,446

LY: 5,648 (-3.6%)

YoY

83,293

LY: 84,071 (-0.9%)



This Month YoY

167.40

LY: 130.40 (+28.4%)

YoY

6.59K

LY: 5.69K (+15.8%)



This Month YoY

5.82K

LY: 5.48K (+6.2%)

YoY

74.26K

LY: 69.68K (+6.6%)

Passengers				
Year	Month	Last Year	This Year	Variance %
2025	January	7,727	7,795	0.9 %
2025	February	9,349	9,250	-1.1 %
2025	March	11,753	11,510	-2.1 %
2025	April	14,209	16,153	13.7 %
2025	May	18,755	21,217	13.1 %
2025	June	18,449	17,899	-3.0 %
2025	July	23,047	22,465	-2.5 %
2025	August	24,182	24,417	1.0 %
2025	September	19,502	17,921	-8.1 %
2025	October	14,294	12,364	-13.5 %
2025	November	10,108	10,237	1.3 %
2025	December	10,395	10,039	-3.4 %
Total		181,770	181,267	-0.3 %

Cars				
Year	Month	Last Year	This Year	Variance %
2025	January	4,460	4,509	1.1 %
2025	February	5,343	5,132	-3.9 %
2025	March	6,101	6,316	3.5 %
2025	April	6,814	7,426	9.0 %
2025	May	8,116	8,560	5.5 %
2025	June	7,869	7,441	-5.4 %
2025	July	9,237	8,966	-2.9 %
2025	August	9,626	9,525	-1.0 %
2025	September	8,223	7,594	-7.6 %
2025	October	6,923	6,431	-7.1 %
2025	November	5,711	5,947	4.1 %
2025	December	5,648	5,446	-3.6 %
Total		84,071	83,293	-0.9 %

Coach Metres				
Year	Month	Last Year	This Year	Variance %
2025	January	113.0	152.9	35.3 %
2025	February	84.0	42.0	-50.0 %
2025	March	189.6	153.0	-19.3 %
2025	April	296.0	208.3	-29.6 %
2025	May	724.2	1,158.3	59.9 %
2025	June	930.2	1,172.0	26.0 %
2025	July	799.5	963.0	20.5 %
2025	August	761.3	716.4	-5.9 %
2025	September	1,046.6	1,333.7	27.4 %
2025	October	457.3	373.8	-18.3 %
2025	November	156.4	146.4	-6.4 %
2025	December	130.4	167.4	28.4 %
Total		5,688.3	6,587.2	15.8 %

Commercial Vehicle Metres				
Year	Month	Last Year	This Year	Variance %
2025	January	4,344.6	5,197.6	19.6 %
2025	February	4,903.9	5,553.5	13.2 %
2025	March	5,134.2	5,686.8	10.8 %
2025	April	5,899.7	6,571.0	11.4 %
2025	May	6,048.8	5,939.2	-1.8 %
2025	June	5,619.6	6,536.8	16.3 %
2025	July	6,596.3	8,501.9	28.9 %
2025	August	6,606.1	6,667.9	0.9 %
2025	September	6,106.6	6,235.0	2.1 %
2025	October	6,643.0	6,077.2	-8.5 %
2025	November	6,297.1	5,473.7	-13.1 %
2025	December	5,479.0	5,818.3	6.2 %
Total		69,678.7	74,258.8	6.6 %

Gourock - Dunoon

Contractual Carrying Groups



This Month YoY

12,355

LY: 13,946 (-11.4%)

YoY

180,392

LY: 215,348 (-16.2%)

Passengers				
Year	Month	Last Year	This Year	Variance %
2025	January	12,571	10,604	-15.6 %
2025	February	14,834	11,838	-20.2 %
2025	March	16,663	14,650	-12.1 %
2025	April	17,419	15,091	-13.4 %
2025	May	21,938	18,437	-16.0 %
2025	June	19,507	15,264	-21.8 %
2025	July	22,725	19,294	-15.1 %
2025	August	23,159	20,855	-9.9 %
2025	September	20,150	16,213	-19.5 %
2025	October	17,408	13,748	-21.0 %
2025	November	15,028	12,043	-19.9 %
2025	December	13,946	12,355	-11.4 %
Total		215,348	180,392	-16.2 %

Tarbert LF - Portavadie

Contractual Carrying Groups



This Month YoY

2,385

LY: 840 (+183.9%)

YoY

73,710

LY: 67,535 (+9.1%)



This Month YoY

934

LY: 381 (+145.1%)

YoY

26,838

LY: 23,188 (+15.7%)



This Month YoY

0.00

LY: 0.00

YoY

29.80

LY: 72.30 (-58.8%)



This Month YoY

63.80

LY: 22.60 (+182.3%)

YoY

1.57K

LY: 1.26K (+25%)

Passengers

Year	Month	Last Year	This Year	Variance %
2025	January	1,930	1,101	-43.0 %
2025	February	2,927	1,365	-53.4 %
2025	March	4,819	2,164	-55.1 %
2025	April	5,385	8,559	58.9 %
2025	May	10,432	9,737	-6.7 %
2025	June	9,469	8,523	-10.0 %
2025	July	12,108	11,599	-4.2 %
2025	August	3,316	12,114	265.3 %
2025	September	8,299	7,188	-13.4 %
2025	October	5,722	5,781	1.0 %
2025	November	2,288	3,194	39.6 %
2025	December	840	2,385	183.9 %
Total		67,535	73,710	9.1 %

Cars

Year	Month	Last Year	This Year	Variance %
2025	January	799	540	-32.4 %
2025	February	1,158	620	-46.5 %
2025	March	1,797	977	-45.6 %
2025	April	1,851	2,945	59.1 %
2025	May	3,434	3,616	5.3 %
2025	June	3,263	3,168	-2.9 %
2025	July	3,607	3,798	5.3 %
2025	August	990	4,047	308.8 %
2025	September	2,904	2,798	-3.7 %
2025	October	2,077	2,171	4.5 %
2025	November	927	1,224	32.0 %
2025	December	381	934	145.1 %
Total		23,188	26,838	15.7 %

Coach Metres

Year	Month	Last Year	This Year	Variance %
2025	January	0.0	0.0	0.0 %
2025	February	0.0	0.0	0.0 %
2025	March	0.0	0.0	0.0 %
2025	April	26.2	0.0	-100.0 %
2025	May	14.7	14.0	-4.8 %
2025	June	6.0	0.0	-100.0 %
2025	July	12.0	0.0	-100.0 %
2025	August	0.0	15.8	0.0 %
2025	September	0.0	0.0	0.0 %
2025	October	13.4	0.0	-100.0 %
2025	November	0.0	0.0	0.0 %
2025	December	0.0	0.0	0.0 %
Total		72.3	29.8	-58.8 %

Commercial Vehicle Metres

Year	Month	Last Year	This Year	Variance %
2025	January	121.5	15.0	-87.7 %
2025	February	108.0	28.5	-73.6 %
2025	March	105.5	65.0	-38.4 %
2025	April	125.1	203.6	62.7 %
2025	May	178.3	217.4	21.9 %
2025	June	129.8	189.1	45.7 %
2025	July	129.7	195.0	50.3 %
2025	August	7.0	151.5	2064.3 %
2025	September	109.4	146.7	34.1 %
2025	October	165.5	112.5	-32.0 %
2025	November	53.5	182.0	240.2 %
2025	December	22.6	63.8	182.3 %
Total		1,255.9	1,570.1	25.0 %



Cars



Wemyss Bay - Rothesay

Year	Month	Last Year	This Year	Var %
2025	January	10,035	9,882	-1.5 %
2025	February	11,667	10,184	-12.7 %
2025	March	14,179	12,895	-9.1 %
2025	April	14,595	15,456	5.9 %
2025	May	17,183	17,100	-0.5 %
2025	June	15,779	14,767	-6.4 %
2025	July	19,301	18,105	-6.2 %
2025	August	18,416	18,817	2.2 %
2025	September	16,400	15,030	-8.4 %
2025	October	14,140	13,407	-5.2 %
2025	November	11,684	11,003	-5.8 %
2025	December	9,870	10,892	10.4 %
Total		173,249	167,538	-3.3 %

Colintraive - Rhubodach


Year	Month	Last Year	This Year	Var %
2025	January	3,615	3,842	6.3 %
2025	February	4,270	4,359	2.1 %
2025	March	4,983	5,400	8.4 %
2025	April	5,478	6,383	16.5 %
2025	May	6,661	7,340	10.2 %
2025	June	6,493	6,491	-0.0 %
2025	July	7,742	7,810	0.9 %
2025	August	8,225	8,486	3.2 %
2025	September	6,855	6,646	-3.0 %
2025	October	5,763	5,440	-5.6 %
2025	November	4,770	5,084	6.6 %
2025	December	4,834	4,616	-4.5 %
Total		69,689	71,897	3.2 %

Tarbert LF - Portavadie

Year	Month	Last Year	This Year	Var %
2025	January	495	433	-12.5 %
2025	February	746	522	-30.0 %
2025	March	1,379	801	-41.9 %
2025	April	1,447	2,339	61.6 %
2025	May	2,746	2,657	-3.2 %
2025	June	2,776	2,481	-10.6 %
2025	July	2,978	3,011	1.1 %
2025	August	833	3,272	292.8 %
2025	September	2,390	2,252	-5.8 %
2025	October	1,735	1,784	2.8 %
2025	November	720	1,042	44.7 %
2025	December	302	761	152.0 %
Total		18,547	21,355	15.1 %



LGVs



Wemyss Bay - Rothesay

Year	Month	Last Year	This Year	Var %
2025	January	1,737	1,410	-18.8 %
2025	February	2,009	1,482	-26.2 %
2025	March	1,719	1,687	-1.9 %
2025	April	1,816	1,750	-3.6 %
2025	May	1,834	1,910	4.1 %
2025	June	1,611	1,919	19.1 %
2025	July	1,851	2,178	17.7 %
2025	August	1,785	2,004	12.3 %
2025	September	1,766	1,964	11.2 %
2025	October	1,531	1,944	27.0 %
2025	November	1,654	1,764	6.7 %
2025	December	1,071	1,402	30.9 %
Total		20,384	21,414	5.1 %

Colintraive - Rhubodach

Year	Month	Last Year	This Year	Var %
2025	January	380	449	18.2 %
2025	February	587	569	-3.1 %
2025	March	566	673	18.9 %
2025	April	506	640	26.5 %
2025	May	625	702	12.3 %
2025	June	653	567	-13.2 %
2025	July	676	761	12.6 %
2025	August	730	642	-12.1 %
2025	September	702	618	-12.0 %
2025	October	707	709	0.3 %
2025	November	650	714	9.8 %
2025	December	490	673	37.3 %
Total		7,272	7,717	6.1 %

Tarbert LF - Portavadie

Year	Month	Last Year	This Year	Var %
2025	January	126	80	-36.5 %
2025	February	138	70	-49.3 %
2025	March	178	99	-44.4 %
2025	April	119	156	31.1 %
2025	May	227	210	-7.5 %
2025	June	190	187	-1.6 %
2025	July	203	199	-2.0 %
2025	August	32	170	431.3 %
2025	September	207	157	-24.2 %
2025	October	154	215	39.6 %
2025	November	94	145	54.3 %
2025	December	54	133	146.3 %
Total		1,722	1,821	5.7 %



Motorhomes



Wemyss Bay - Rothesay				
Year	Month	Last Year	This Year	Var %
2025	January	55	42	-23.6 %
2025	February	96	62	-35.4 %
2025	March	173	138	-20.2 %
2025	April	238	285	19.7 %
2025	May	404	482	19.3 %
2025	June	378	342	-9.5 %
2025	July	435	448	3.0 %
2025	August	375	462	23.2 %
2025	September	394	322	-18.3 %
2025	October	151	181	19.9 %
2025	November	134	78	-41.8 %
2025	December	70	79	12.9 %
Total		2,903	2,921	0.6 %

Colintraive - Rhubodach				
Year	Month	Last Year	This Year	Var %
2025	January	22	27	22.7 %
2025	February	32	44	37.5 %
2025	March	77	69	-10.4 %
2025	April	140	177	26.4 %
2025	May	265	293	10.6 %
2025	June	228	178	-21.9 %
2025	July	252	214	-15.1 %
2025	August	200	283	41.5 %
2025	September	258	192	-25.6 %
2025	October	107	92	-14.0 %
2025	November	48	41	-14.6 %
2025	December	30	39	30.0 %
Total		1,659	1,649	-0.6 %

Tarbert LF - Portavadie				
Year	Month	Last Year	This Year	Var %
2025	January	8	9	12.5 %
2025	February	11	13	18.2 %
2025	March	47	31	-34.0 %
2025	April	74	160	116.2 %
2025	May	213	272	27.7 %
2025	June	139	186	33.8 %
2025	July	144	189	31.3 %
2025	August	38	228	500.0 %
2025	September	197	156	-20.8 %
2025	October	87	71	-18.4 %
2025	November	20	21	5.0 %
2025	December	1	29	2800.0 %
Total		979	1,365	39.4 %

Reliability & Punctuality



Reliability

Route	Colintraive - Rhubodach		Gourock - Dunoon		Tarbert LF - Portavadie		Wemyss Bay - Rothesay	
Month	Contractual	Actual	Contractual	Actual	Contractual	Actual	Contractual	Actual
Jan-25	99.9%	92.9%	99.8%	71.9%	100.0%	41.5%	99.8%	93.7%
Feb-25	100.0%	96.3%	99.5%	82.8%	100.0%	41.9%	100.0%	89.8%
Mar-25	100.0%	99.4%	93.2%	85.1%	100.0%	49.8%	99.8%	96.0%
Apr-25	100.0%	99.5%	59.6%	55.4%	100.0%	98.2%	99.8%	98.7%
May-25	100.0%	100.0%	59.7%	57.9%	95.3%	94.7%	100.0%	100.0%
Jun-25	100.0%	99.8%	60.6%	56.8%	100.0%	99.7%	99.3%	99.3%
Jul-25	99.9%	99.9%	59.3%	58.3%	100.0%	97.0%	99.5%	99.5%
Aug-25	100.0%	98.5%	59.8%	54.7%	100.0%	92.0%	99.5%	94.5%
Sep-25	99.9%	99.3%	59.6%	57.7%	93.9%	89.9%	97.9%	97.9%
Oct-25	75.8%	70.9%	61.7%	56.2%	100.0%	91.1%	94.0%	89.3%
Nov-25	92.5%	91.5%	91.4%	79.8%	98.7%	92.5%	99.8%	89.5%
Dec-25	100.0%	96.9%	99.1%	83.7%	100.0%	84.5%	100.0%	86.7%
Total	97.3%	95.4%	73.6%	65.4%	98.9%	84.5%	99.1%	94.6%

Punctuality

Route	Colintraive - Rhubodach		Gourock - Dunoon		Tarbert LF - Portavadie		Wemyss Bay - Rothesay	
Month	Contractual	Actual	Contractual	Actual	Contractual	Actual	Contractual	Actual
Jan-25	100.0%	100.0%	99.9%	99.9%	100.0%	100.0%	100.0%	99.2%
Feb-25	100.0%	100.0%	100.0%	99.8%	100.0%	99.4%	100.0%	98.5%
Mar-25	100.0%	100.0%	100.0%	99.9%	100.0%	100.0%	99.9%	98.2%
Apr-25	100.0%	100.0%	100.0%	100.0%	100.0%	100.0%	100.0%	98.6%
May-25	100.0%	100.0%	99.8%	99.8%	98.6%	98.0%	99.8%	96.4%
Jun-25	100.0%	100.0%	100.0%	100.0%	100.0%	100.0%	99.8%	98.8%
Jul-25	99.9%	99.9%	100.0%	100.0%	100.0%	100.0%	99.8%	93.8%
Aug-25	100.0%	99.9%	99.3%	95.4%	100.0%	98.2%	99.8%	95.1%
Sep-25	100.0%	100.0%	100.0%	94.2%	100.0%	95.4%	99.8%	96.3%
Oct-25	99.8%	99.1%	97.9%	96.1%	100.0%	99.5%	100.0%	98.8%
Nov-25	100.0%	100.0%	99.0%	98.2%	100.0%	98.8%	99.9%	98.0%
Dec-25	100.0%	100.0%	100.0%	99.7%	99.7%	94.6%	99.9%	96.3%
Total	100.0%	99.9%	99.7%	98.7%	99.8%	98.6%	99.9%	97.3%

Reliability & Punctuality Summary

Summary of Scheduled, Operated, Cancelled & Diverted Sailings by Route and Leg

Month	Route	Leg	Operated Sailings	Scheduled Sailings	Additional Sailings	Cancelled Sailings	Diverted Sailings
Dec-25	Colintraive - Rhubodach	Colintraive-Rhubodach	897	924	1	28	0
Dec-25	Colintraive - Rhubodach	Rhubodach-Colintraive	896	924	1	29	0
Dec-25	Gourock - Dunoon	Dunoon-Gourock (Dunoon)	590	705	0	115	0
Dec-25	Gourock - Dunoon	Gourock (Dunoon)-Dunoon	590	705	0	115	0
Dec-25	Tarbert LF - Portavadie	Portavadie-Tarbert (Loch Fyne)	186	220	0	34	0
Dec-25	Tarbert LF - Portavadie	Tarbert (Loch Fyne)-Portavadie	186	220	0	34	0
Dec-25	Wemyss Bay - Rothesay	Gourock (Divert)-Rothesay	19		19	0	0
Dec-25	Wemyss Bay - Rothesay	Rothesay-Gourock (Divert)	19	19	0	0	19
Dec-25	Wemyss Bay - Rothesay	Rothesay-Wemyss Bay	338	382	0	44	0
Dec-25	Wemyss Bay - Rothesay	Wemyss Bay-Rothesay	338	401	0	63	0
Total			4,059	4,500	21	462	19

Summary of Cancellations, Lateness & Relief Events by Route and Leg

Month	Route	Leg	Cancelled Sailings	Cancelled (Relief)	Cancelled (No Relief)	On Time	Level 1 Late	Level 1 (Relief)	Level 1 (No Relief)	Level 2 Late	Level 2 (Relief)	Level 2 (No Relief)
Dec-25	Colintraive - Rhubodach	Colintraive-Rhubodach	28	28	0	896	0	0	0	0	0	0
Dec-25	Colintraive - Rhubodach	Rhubodach-Colintraive	29	29	0	895	0	0	0	0	0	0
Dec-25	Gourock - Dunoon	Dunoon-Gourock (Dunoon)	115	109	6	588	2	2	0	0	0	0
Dec-25	Gourock - Dunoon	Gourock (Dunoon)-Dunoon	115	109	6	589	1	1	0	0	0	0
Dec-25	Tarbert LF - Portavadie	Portavadie-Tarbert (Loch Fyne)	34	34	0	174	5	5	0	7	7	0
Dec-25	Tarbert LF - Portavadie	Tarbert (Loch Fyne)-Portavadie	34	34	0	178	2	1	1	6	6	0
Dec-25	Wemyss Bay - Rothesay	Gourock (Divert)-Rothesay	0	0	0	0	0	0	0	0	0	0
Dec-25	Wemyss Bay - Rothesay	Rothesay-Gourock (Divert)	0	0	0	2	1	1	0	16	16	0
Dec-25	Wemyss Bay - Rothesay	Rothesay-Wemyss Bay	44	44	0	335	2	2	0	1	1	0
Dec-25	Wemyss Bay - Rothesay	Wemyss Bay-Rothesay	63	63	0	332	5	4	1	1	1	0
Total			462	450	12	3,989	18	16	2	31	31	0