




Shipped Passengers

Total Mull - Passengers




This Month YoY

25,769
LY: 22,633 (+13.86%)

YoY

966,319
LY: 955,933 (+1.1%)

Total Mull - Cars



This Month YoY

9,921
LY: 8,901 (+11.46%)

YoY

234,582
LY: 233,459 (+0.5%)

Total Mull - Coaches



This Month YoY

6
LY: 1 (+500%)

YoY

1555
LY: 1,944 (-20%)

Total Mull - Coach Metres



This Month YoY

38.4
LY: 14.7 (+161.2%)

YoY

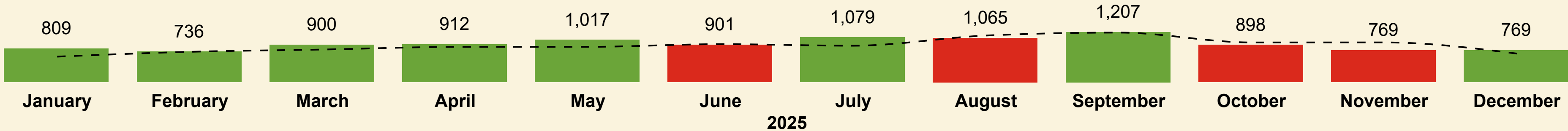
17.0K
LY: 20.6K (-17.4%)



Shipped Passengers

Total Mull - Commercial Vehicles

● This Year
● Last Year



This Month YoY

769

LY: 688 (+11.8%)

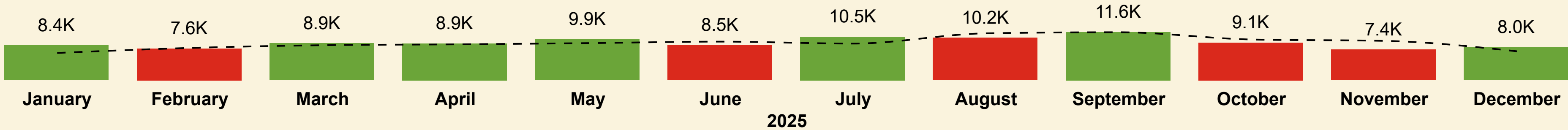
YoY

11,062

LY: 10,543 (+4.9%)

Total Mull - Commercial Vehicle Metres

● This Year
● Last Year



This Month YoY

8.0K

LY: 7.0K (+14.3%)

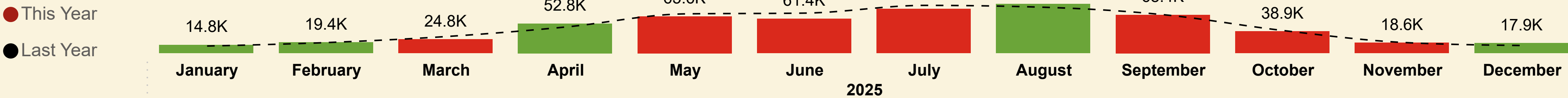
YoY

108.8K

LY: 107.5K (+1.2%)

Shipped Passengers

Oban - Craignure




This Month YoY

17,893
LY: 13,775 (+29.89%)

YoY

549,001
LY: 558,705 (-1.7%)

Fishnish - Lochaline



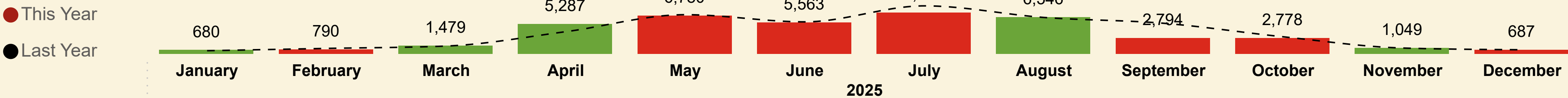
This Month YoY

4,761
LY: 5,984 (-20.44%)

YoY

148,671
LY: 131,463 (+13.1%)

Tobermory - Kilchoan



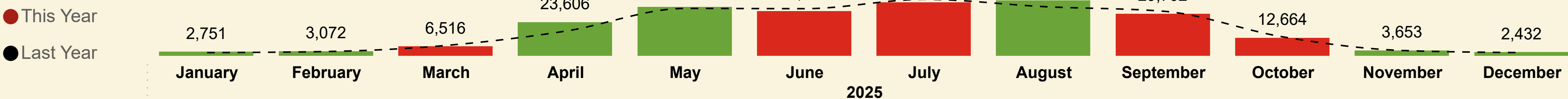
This Month YoY

687
LY: 708 (-2.97%)

YoY

41,771
LY: 44,522 (-6.2%)

Fionnphort - Iona



This Month YoY

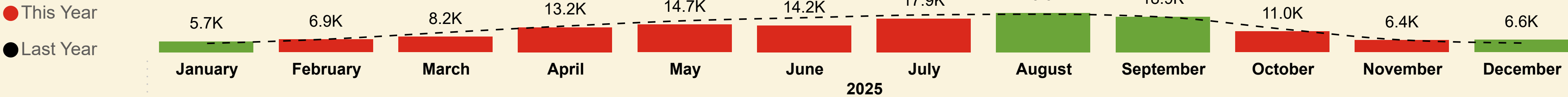
2,432
LY: 2,166 (+12.28%)

YoY

226,876
LY: 221,243 (+2.5%)

Shipped Cars

Oban - Craignure



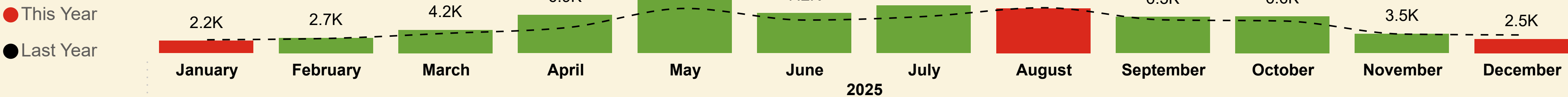
This Month YoY

6,621
LY: 4,877 (+35.76%)

YoY

144,671
LY: 153,761 (-5.9%)

Fishnish - Lochaline




This Month YoY

2,532
LY: 3,265 (-22.45%)

YoY

68,653
LY: 60,293 (+13.9%)

Tobermory - Kilchoan



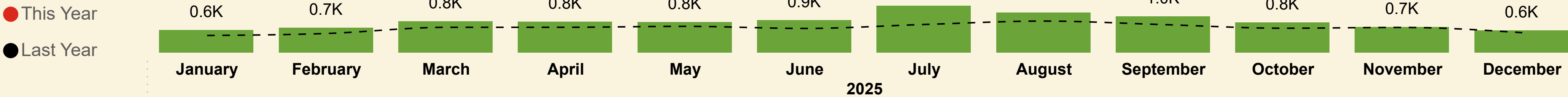
This Month YoY

174
LY: 226 (-23.01%)

YoY

11,197
LY: 11,512 (-2.7%)

Fionnphort - Iona



This Month YoY

596
LY: 533 (+11.82%)

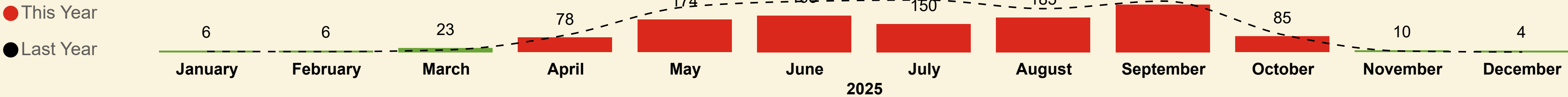
YoY

10,061
LY: 7,893 (+27.5%)



Shipped Coaches

Oban - Craignure



This Month YoY

4


LY: 1 (+300%)

YoY

1170

LY: 1,504 (-22.2%)

Fishnish - Lochaline



This Month YoY

2

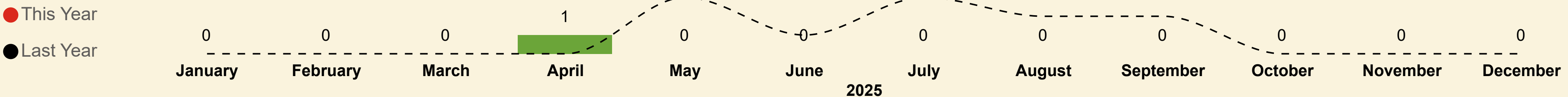
LY: 0

YoY

377

LY: 428 (-11.9%)

Tobermory - Kilchoan



This Month YoY

0

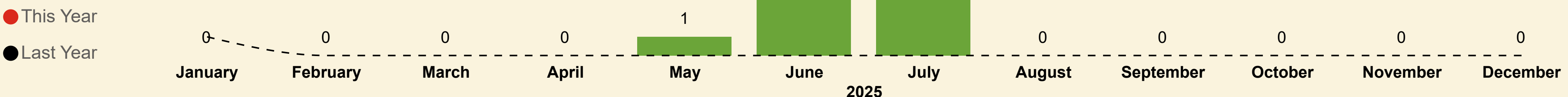
LY: 0

YoY

1

LY: 11 (-90.9%)

Fionnphort - Iona



This Month YoY

0

LY: 0

YoY


7

LY: 1 (+600%)



Shipped Coach Metres

Oban - Craignure



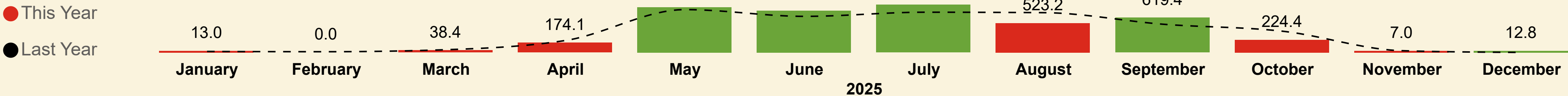
This Month YoY

25.6
LY: 14.7 (+74.1%)

YoY

12.9K
LY: 16.5K (-21.7%)

Fishnish - Lochaline



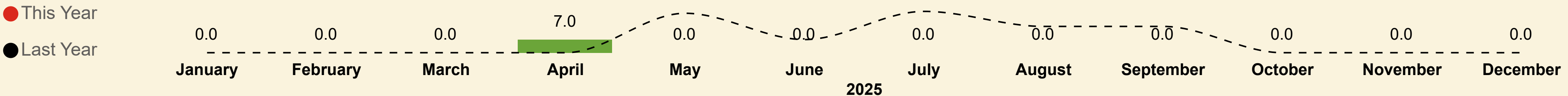
This Month YoY

12.8
LY: 0.0

YoY

4.0K
LY: 4.0K (-0.5%)

Tobermory - Kilchoan



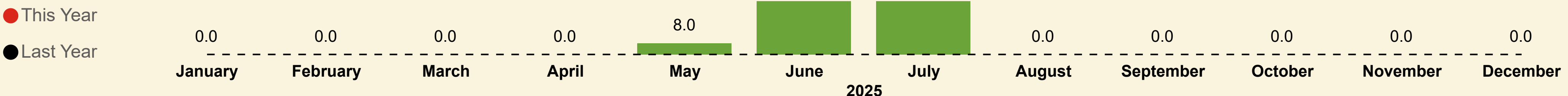
This Month YoY

0.0
LY: 0.0

YoY

7.0
LY: 78.0 (-91%)

Fionnphort - Iona



This Month YoY

0.0
LY: 0.0

YoY

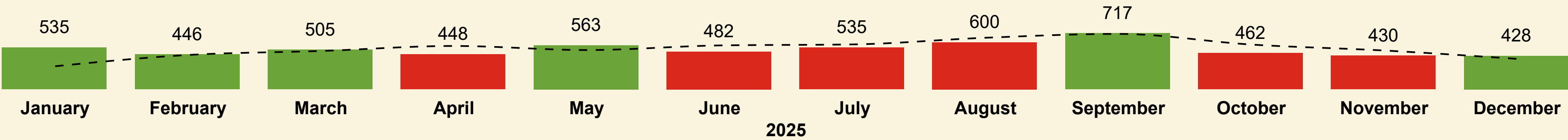
84.0
LY: 0.0



Shipped Commercial Vehicles

Oban - Craignure

● This Year
● Last Year



This Month YoY

428

LY: 389 (+10%)


YoY

6,151

LY: 6,239 (-1.4%)

Fishnish - Lochaline

● This Year
● Last Year



This Month YoY

313

LY: 265 (+18.1%)

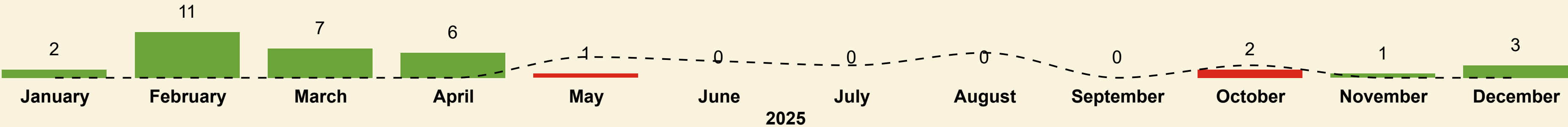
YoY

4,252

LY: 3,765 (+12.9%)

Tobermory - Kilchoan

● This Year
● Last Year



This Month YoY

3

LY: 0

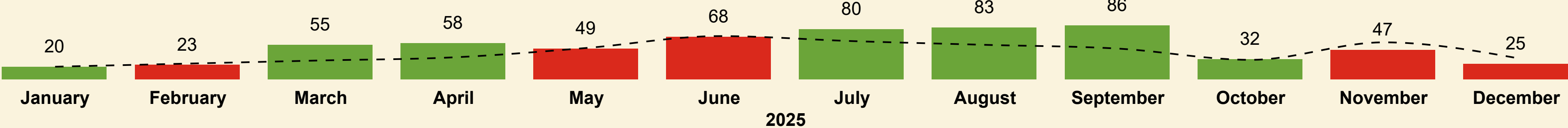
YoY

33

LY: 21 (+57.1%)

Fionnphort - Iona

● This Year
● Last Year



This Month YoY

25

LY: 34 (-26.5%)

YoY

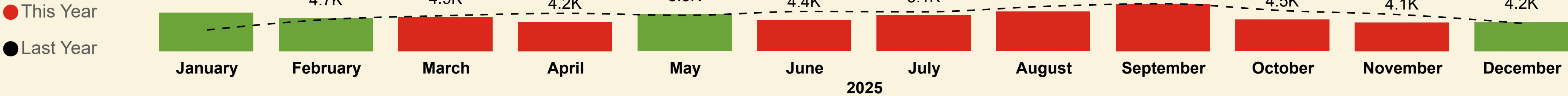
626

LY: 518 (+20.8%)



Shipped Commercial Vehicle Metres

Oban - Craignure



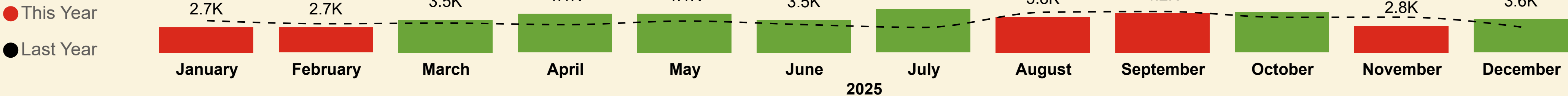
This Month YoY

4.2K
LY: 3.9K (+5.6%)

YoY

59.0K
LY: 62.1K (-5%)

Fishnish - Lochaline



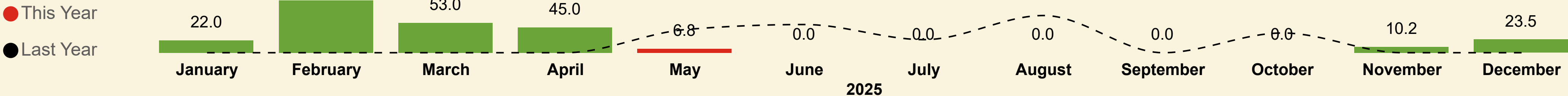
This Month YoY

3.6K
LY: 2.7K (+31.4%)

YoY

43.9K
LY: 40.5K (+8.5%)

Tobermory - Kilchoan



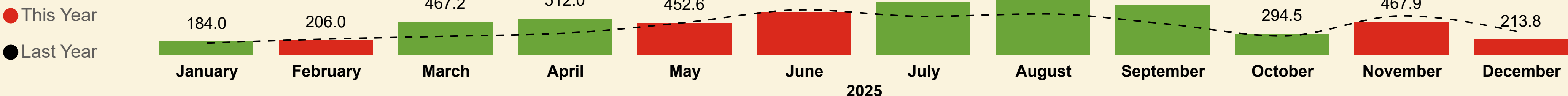
This Month YoY

23.5
LY: 0.0

YoY

253.5
LY: 215.2 (+17.8%)

Fionnphort - Iona



This Month YoY

213.8
LY: 313.0 (-31.7%)

YoY

5.7K
LY: 4.7K (+19.6%)

Mull Total

Contractual Carrying Groups



This Month YoY

25,773

LY: 22,633 (+13.9%)

YoY

966,319

LY: 955,933 (+1.1%)



This Month YoY

9,923

LY: 8,901 (+11.5%)

YoY

234,582

LY: 233,459 (+0.5%)



This Month YoY

38.40

LY: 14.70 (+161.2%)

YoY

17.01K

LY: 20.59K (-17.4%)



This Month YoY

7.96K

LY: 6.97K (+14.3%)

YoY

108.81K

LY: 107.52K (+1.2%)

Passengers

Year	Month	Last Year	This Year	Variance %
2025	January	20,106	22,324	11.0 %
2025	February	27,694	28,230	1.9 %
2025	March	44,817	40,206	-10.3 %
2025	April	78,034	96,547	23.7 %
2025	May	128,612	128,381	-0.2 %
2025	June	124,276	114,719	-7.7 %
2025	July	149,915	145,400	-3.0 %
2025	August	142,715	152,604	6.9 %
2025	September	118,544	115,339	-2.7 %
2025	October	68,548	67,417	-1.6 %
2025	November	30,039	29,379	-2.2 %
2025	December	22,633	25,773	13.9 %
Total		955,933	966,319	1.1 %

Cars

Year	Month	Last Year	This Year	Variance %
2025	January	7,729	8,735	13.0 %
2025	February	10,347	10,492	1.4 %
2025	March	15,045	13,712	-8.9 %
2025	April	20,100	22,315	11.0 %
2025	May	27,335	27,309	-0.1 %
2025	June	26,573	23,951	-9.9 %
2025	July	29,157	29,299	0.5 %
2025	August	30,631	31,675	3.4 %
2025	September	27,073	26,918	-0.6 %
2025	October	19,635	19,307	-1.7 %
2025	November	10,933	10,946	0.1 %
2025	December	8,901	9,923	11.5 %
Total		233,459	234,582	0.5 %

Coach Metres

Year	Month	Last Year	This Year	Variance %
2025	January	44.6	74.1	66.1 %
2025	February	33.8	70.0	107.1 %
2025	March	171.0	309.3	80.9 %
2025	April	1,100.0	989.5	-10.0 %
2025	May	3,390.4	2,734.7	-19.3 %
2025	June	3,658.9	2,868.8	-21.6 %
2025	July	3,778.2	2,497.7	-33.9 %
2025	August	3,339.6	2,667.9	-20.1 %
2025	September	3,606.3	3,452.0	-4.3 %
2025	October	1,372.7	1,212.5	-11.7 %
2025	November	81.7	92.6	13.3 %
2025	December	14.7	38.4	161.2 %
Total		20,591.8	17,007.4	-17.4 %

Commercial Vehicle Metres

Year	Month	Last Year	This Year	Variance %
2025	January	6,570.9	8,363.2	27.3 %
2025	February	7,772.1	7,634.7	-1.8 %
2025	March	8,426.5	8,884.8	5.4 %
2025	April	8,637.7	8,861.3	2.6 %
2025	May	8,929.7	9,889.9	10.8 %
2025	June	9,290.0	8,467.1	-8.9 %
2025	July	8,822.2	10,477.6	18.8 %
2025	August	11,285.2	10,226.6	-9.4 %
2025	September	11,543.4	11,597.7	0.5 %
2025	October	9,801.0	9,055.4	-7.6 %
2025	November	9,472.1	7,388.8	-22.0 %
2025	December	6,966.4	7,960.1	14.3 %
Total		107,516.9	108,807.0	1.2 %

Oban - Craignure

Contractual Carrying Groups



This Month YoY

17,893

LY: 13,775 (+29.9%)

YoY

549,001

LY: 558,705 (-1.7%)



This Month YoY

6,621

LY: 4,877 (+35.8%)

YoY

144,671

LY: 153,761 (-5.9%)



This Month YoY

25.60

LY: 14.70 (+74.1%)

YoY

12.90K

LY: 16.48K (-21.7%)



This Month YoY

4.16K

LY: 3.94K (+5.6%)

YoY

58.97K

LY: 62.08K (-5%)

Passengers

Year	Month	Last Year	This Year	Variance %
2025	January	12,848	14,842	15.5 %
2025	February	19,023	19,378	1.9 %
2025	March	29,733	24,838	-16.5 %
2025	April	46,700	52,770	13.0 %
2025	May	70,030	65,595	-6.3 %
2025	June	71,400	61,389	-14.0 %
2025	July	85,140	78,992	-7.2 %
2025	August	81,796	87,455	6.9 %
2025	September	68,578	68,398	-0.3 %
2025	October	40,434	38,856	-3.9 %
2025	November	19,248	18,595	-3.4 %
2025	December	13,775	17,893	29.9 %
Total		558,705	549,001	-1.7 %

Cars

Year	Month	Last Year	This Year	Variance %
2025	January	4,688	5,698	21.5 %
2025	February	6,922	6,851	-1.0 %
2025	March	10,541	8,211	-22.1 %
2025	April	13,927	13,223	-5.1 %
2025	May	16,762	14,717	-12.2 %
2025	June	18,383	14,188	-22.8 %
2025	July	19,865	17,868	-10.1 %
2025	August	20,232	20,923	3.4 %
2025	September	18,734	18,899	0.9 %
2025	October	12,322	11,045	-10.4 %
2025	November	6,508	6,427	-1.2 %
2025	December	4,877	6,621	35.8 %
Total		153,761	144,671	-5.9 %

Coach Metres

Year	Month	Last Year	This Year	Variance %
2025	January	26.6	61.1	129.7 %
2025	February	20.8	70.0	236.5 %
2025	March	122.0	270.9	122.0 %
2025	April	886.4	808.4	-8.8 %
2025	May	2,606.4	1,919.7	-26.3 %
2025	June	3,008.8	2,085.4	-30.7 %
2025	July	3,039.5	1,608.7	-47.1 %
2025	August	2,616.8	2,144.7	-18.0 %
2025	September	3,089.5	2,832.6	-8.3 %
2025	October	994.5	988.1	-0.6 %
2025	November	50.7	85.6	68.8 %
2025	December	14.7	25.6	74.1 %
Total		16,476.6	12,900.8	-21.7 %

Commercial Vehicle Metres

Year	Month	Last Year	This Year	Variance %
2025	January	3,006.6	5,474.7	82.1 %
2025	February	4,481.0	4,662.6	4.1 %
2025	March	5,031.7	4,875.1	-3.1 %
2025	April	5,362.8	4,178.4	-22.1 %
2025	May	5,078.3	5,280.8	4.0 %
2025	June	5,629.7	4,407.3	-21.7 %
2025	July	5,580.3	5,072.3	-9.1 %
2025	August	6,343.0	5,609.4	-11.6 %
2025	September	6,728.4	6,705.6	-0.3 %
2025	October	5,746.5	4,480.6	-22.0 %
2025	November	5,153.0	4,061.6	-21.2 %
2025	December	3,943.5	4,163.2	5.6 %
Total		62,084.7	58,971.7	-5.0 %

Fishnish - Lochaline

Contractual Carrying Groups



This Month YoY

4,761

LY: 5,984 (-20.4%)

YoY

148,671

LY: 131,463 (+13.1%)



This Month YoY

2,532

LY: 3,265 (-22.5%)

YoY

68,653

LY: 60,293 (+13.9%)



This Month YoY

12.80

LY: 0.00

YoY

4.02K

LY: 4.04K (-0.5%)



This Month YoY

3.56K

LY: 2.71K (+31.4%)

YoY

43.93K

LY: 40.49K (+8.5%)

Passengers

Year	Month	Last Year	This Year	Variance %
2025	January	4,559	4,051	-11.1 %
2025	February	4,795	4,990	4.1 %
2025	March	6,484	7,373	13.7 %
2025	April	10,032	14,884	48.4 %
2025	May	18,246	21,574	18.2 %
2025	June	13,982	16,403	17.3 %
2025	July	16,480	21,496	30.4 %
2025	August	19,810	19,493	-1.6 %
2025	September	13,142	14,445	9.9 %
2025	October	11,825	13,119	10.9 %
2025	November	6,124	6,082	-0.7 %
2025	December	5,984	4,761	-20.4 %
Total		131,463	148,671	13.1 %

Cars

Year	Month	Last Year	This Year	Variance %
2025	January	2,401	2,230	-7.1 %
2025	February	2,639	2,729	3.4 %
2025	March	3,555	4,168	17.2 %
2025	April	4,562	6,865	50.5 %
2025	May	8,026	9,703	20.9 %
2025	June	5,942	7,192	21.0 %
2025	July	6,581	8,571	30.2 %
2025	August	8,151	8,062	-1.1 %
2025	September	5,977	6,527	9.2 %
2025	October	5,771	6,612	14.6 %
2025	November	3,423	3,462	1.1 %
2025	December	3,265	2,532	-22.5 %
Total		60,293	68,653	13.9 %

Coach Metres

Year	Month	Last Year	This Year	Variance %
2025	January	18.0	13.0	-27.8 %
2025	February	13.0	0.0	-100.0 %
2025	March	49.0	38.4	-21.6 %
2025	April	213.6	174.1	-18.5 %
2025	May	763.0	807.0	5.8 %
2025	June	643.1	745.4	15.9 %
2025	July	716.7	851.0	18.7 %
2025	August	708.8	523.2	-26.2 %
2025	September	502.8	619.4	23.2 %
2025	October	378.2	224.4	-40.7 %
2025	November	31.0	7.0	-77.4 %
2025	December	0.0	12.8	0.0 %
Total		4,037.2	4,015.7	-0.5 %

Commercial Vehicle Metres

Year	Month	Last Year	This Year	Variance %
2025	January	3,401.3	2,682.5	-21.1 %
2025	February	3,071.1	2,673.1	-13.0 %
2025	March	3,135.3	3,489.5	11.3 %
2025	April	2,970.7	4,125.9	38.9 %
2025	May	3,355.4	4,149.6	23.7 %
2025	June	2,974.1	3,451.8	16.1 %
2025	July	2,675.6	4,658.9	74.1 %
2025	August	4,297.8	3,828.2	-10.9 %
2025	September	4,374.7	4,179.3	-4.5 %
2025	October	3,756.1	4,280.3	14.0 %
2025	November	3,768.7	2,849.0	-24.4 %
2025	December	2,709.9	3,559.6	31.4 %
Total		40,490.4	43,927.7	8.5 %

Tobermory - Kilchoan

Contractual Carrying Groups



This Month YoY

687

LY: 708 (-3%)

YoY

41,771

LY: 44,522 (-6.2%)



This Month YoY

174

LY: 226 (-23%)

YoY

11,197

LY: 11,512 (-2.7%)



This Month YoY

0.00

LY: 0.00

YoY

7.00

LY: 78.00 (-91%)



This Month YoY

23.50

LY: 0.00

YoY

253.50

LY: 215.20 (+17.8%)

Passengers

Year	Month	Last Year	This Year	Variance %
2025	January	541	680	25.7 %
2025	February	949	790	-16.8 %
2025	March	1,367	1,479	8.2 %
2025	April	3,924	5,287	34.7 %
2025	May	6,944	6,780	-2.4 %
2025	June	5,671	5,563	-1.9 %
2025	July	8,513	7,338	-13.8 %
2025	August	6,452	6,546	1.5 %
2025	September	5,421	2,794	-48.5 %
2025	October	3,016	2,778	-7.9 %
2025	November	1,016	1,049	3.2 %
2025	December	708	687	-3.0 %
Total		44,522	41,771	-6.2 %

Cars

Year	Month	Last Year	This Year	Variance %
2025	January	182	196	7.7 %
2025	February	274	242	-11.7 %
2025	March	271	494	82.3 %
2025	April	932	1,398	50.0 %
2025	May	1,843	2,062	11.9 %
2025	June	1,600	1,698	6.1 %
2025	July	1,956	1,601	-18.1 %
2025	August	1,402	1,613	15.0 %
2025	September	1,611	512	-68.2 %
2025	October	888	836	-5.9 %
2025	November	327	371	13.5 %
2025	December	226	174	-23.0 %
Total		11,512	11,197	-2.7 %

Coach Metres

Year	Month	Last Year	This Year	Variance %
2025	January	0.0	0.0	0.0 %
2025	February	0.0	0.0	0.0 %
2025	March	0.0	0.0	0.0 %
2025	April	0.0	7.0	0.0 %
2025	May	21.0	0.0	-100.0 %
2025	June	7.0	0.0	-100.0 %
2025	July	22.0	0.0	-100.0 %
2025	August	14.0	0.0	-100.0 %
2025	September	14.0	0.0	-100.0 %
2025	October	0.0	0.0	0.0 %
2025	November	0.0	0.0	0.0 %
2025	December	0.0	0.0	0.0 %
Total		78.0	7.0	-91.0 %

Commercial Vehicle Metres

Year	Month	Last Year	This Year	Variance %
2025	January	0.0	22.0	0.0 %
2025	February	0.0	93.0	0.0 %
2025	March	0.0	53.0	0.0 %
2025	April	0.0	45.0	0.0 %
2025	May	41.0	6.8	-83.4 %
2025	June	50.0	0.0	-100.0 %
2025	July	23.2	0.0	-100.0 %
2025	August	66.0	0.0	-100.0 %
2025	September	0.0	0.0	0.0 %
2025	October	35.0	0.0	-100.0 %
2025	November	0.0	10.2	0.0 %
2025	December	0.0	23.5	0.0 %
Total		215.2	253.5	17.8 %

Fionnphort - Iona

Contractual Carrying Groups



This Month YoY

2,432

LY: 2,166 (+12.3%)

YoY

226,876

LY: 221,243 (+2.5%)



This Month YoY

596

LY: 533 (+11.8%)

YoY

10,061

LY: 7,893 (+27.5%)



This Month YoY

0.00

LY: 0.00

YoY

84.00

LY: 0.00



This Month YoY

213.80

LY: 313.00 (-31.7%)

YoY

5.65K

LY: 4.73K (+19.6%)

Passengers

Year	Month	Last Year	This Year	Variance %
2025	January	2,158	2,751	27.5 %
2025	February	2,927	3,072	5.0 %
2025	March	7,233	6,516	-9.9 %
2025	April	17,378	23,606	35.8 %
2025	May	33,392	34,432	3.1 %
2025	June	33,223	31,364	-5.6 %
2025	July	39,782	37,574	-5.6 %
2025	August	34,657	39,110	12.8 %
2025	September	31,403	29,702	-5.4 %
2025	October	13,273	12,664	-4.6 %
2025	November	3,651	3,653	0.1 %
2025	December	2,166	2,432	12.3 %
Total		221,243	226,876	2.5 %

Cars

Year	Month	Last Year	This Year	Variance %
2025	January	458	611	33.4 %
2025	February	512	670	30.9 %
2025	March	678	839	23.7 %
2025	April	679	829	22.1 %
2025	May	704	827	17.5 %
2025	June	648	873	34.7 %
2025	July	755	1,259	66.8 %
2025	August	846	1,077	27.3 %
2025	September	751	980	30.5 %
2025	October	654	814	24.5 %
2025	November	675	686	1.6 %
2025	December	533	596	11.8 %
Total		7,893	10,061	27.5 %

Coach Metres

Year	Month	Last Year	This Year	Variance %
2025	January	0.0	0.0	0.0 %
2025	February	0.0	0.0	0.0 %
2025	March	0.0	0.0	0.0 %
2025	April	0.0	0.0	0.0 %
2025	May	0.0	8.0	0.0 %
2025	June	0.0	38.0	0.0 %
2025	July	0.0	38.0	0.0 %
2025	August	0.0	0.0	0.0 %
2025	September	0.0	0.0	0.0 %
2025	October	0.0	0.0	0.0 %
2025	November	0.0	0.0	0.0 %
2025	December	0.0	0.0	0.0 %
Total		0.0	84.0	0.0 %

Commercial Vehicle Metres

Year	Month	Last Year	This Year	Variance %
2025	January	163.0	184.0	12.9 %
2025	February	220.0	206.0	-6.4 %
2025	March	259.5	467.2	80.0 %
2025	April	304.2	512.0	68.3 %
2025	May	455.0	452.6	-0.5 %
2025	June	636.2	608.0	-4.4 %
2025	July	543.1	746.4	37.4 %
2025	August	578.4	789.0	36.4 %
2025	September	440.3	712.7	61.9 %
2025	October	263.4	294.5	11.8 %
2025	November	550.5	467.9	-15.0 %
2025	December	313.0	213.8	-31.7 %
Total		4,726.6	5,654.1	19.6 %



Cars



Oban - Craignure

Year	Month	Last Year	This Year	Var %
2025	January	3,649	4,354	19.3 %
2025	February	5,372	5,377	0.1 %
2025	March	8,265	6,452	-21.9 %
2025	April	10,826	10,268	-5.2 %
2025	May	12,770	11,477	-10.1 %
2025	June	15,095	11,302	-25.1 %
2025	July	16,713	14,604	-12.6 %
2025	August	16,447	16,918	2.9 %
2025	September	14,368	14,699	2.3 %
2025	October	9,385	8,391	-10.6 %
2025	November	4,994	5,108	2.3 %
2025	December	3,892	5,334	37.1 %
Total		121,776	114,284	-6.2 %

Fishnish - Lochaline

Year	Month	Last Year	This Year	Var %
2025	January	1,535	1,404	-8.5 %
2025	February	1,716	1,848	7.7 %
2025	March	2,334	2,846	21.9 %
2025	April	3,280	4,792	46.1 %
2025	May	5,770	6,510	12.8 %
2025	June	4,408	5,286	19.9 %
2025	July	4,782	6,358	33.0 %
2025	August	6,042	5,968	-1.2 %
2025	September	4,264	4,586	7.6 %
2025	October	3,932	4,530	15.2 %
2025	November	2,280	2,481	8.8 %
2025	December	2,258	1,771	-21.6 %
Total		42,601	48,380	13.6 %


Tobermory - Kilchoan

Year	Month	Last Year	This Year	Var %
2025	January	156	177	13.5 %
2025	February	251	214	-14.7 %
2025	March	226	395	74.8 %
2025	April	718	1,084	51.0 %
2025	May	1,337	1,462	9.3 %
2025	June	1,207	1,238	2.6 %
2025	July	1,530	1,228	-19.7 %
2025	August	1,058	1,246	17.8 %
2025	September	1,146	165	-85.6 %
2025	October	707	677	-4.2 %
2025	November	276	304	10.1 %
2025	December	189	138	-27.0 %
Total		8,801	8,328	-5.4 %

Fionnphort - Iona


Year	Month	Last Year	This Year	Var %
2025	January	79	375	374.7 %
2025	February	87	345	296.6 %
2025	March	74	465	528.4 %
2025	April	76	504	563.2 %
2025	May	106	486	358.5 %
2025	June	85	479	463.5 %
2025	July	202	635	214.4 %
2025	August	379	545	43.8 %
2025	September	351	550	56.7 %
2025	October	263	456	73.4 %
2025	November	298	338	13.4 %
2025	December	262	385	46.9 %
Total		2,262	5,563	145.9 %

LGVs



Oban - Craignure					Fishnish - Lochaline					Tobermory - Kilchoan					Fionnphort - Iona				
Year	Month	Last Year	This Year	Var %	Year	Month	Last Year	This Year	Var %	Year	Month	Last Year	This Year	Var %	Year	Month	Last Year	This Year	Var %
2025	January	686	888	29.4 %	2025	January	495	698	41.0 %	2025	January	3	10	233.3 %	2025	January	45	193	328.9 %
2025	February	1,045	982	-6.0 %	2025	February	429	719	67.6 %	2025	February	2	15	650.0 %	2025	February	59	250	323.7 %
2025	March	1,258	1,103	-12.3 %	2025	March	423	876	107.1 %	2025	March	3	44	1366.7 %	2025	March	36	308	755.6 %
2025	April	1,190	1,002	-15.8 %	2025	April	458	933	103.7 %	2025	April	21	46	119.0 %	2025	April	45	314	597.8 %
2025	May	1,067	944	-11.5 %	2025	May	907	1,123	23.8 %	2025	May	36	64	77.8 %	2025	May	29	328	1031.0 %
2025	June	1,230	896	-27.2 %	2025	June	650	990	52.3 %	2025	June	47	55	17.0 %	2025	June	33	376	1039.4 %
2025	July	1,255	1,073	-14.5 %	2025	July	902	1,041	15.4 %	2025	July	41	47	14.6 %	2025	July	52	549	955.8 %
2025	August	1,206	1,159	-3.9 %	2025	August	936	1,015	8.4 %	2025	August	25	43	72.0 %	2025	August	144	488	238.9 %
2025	September	1,170	1,225	4.7 %	2025	September	711	930	30.8 %	2025	September	42	3	-92.9 %	2025	September	162	402	148.1 %
2025	October	1,197	1,048	-12.4 %	2025	October	886	1,223	38.0 %	2025	October	33	36	9.1 %	2025	October	96	311	224.0 %
2025	November	917	856	-6.7 %	2025	November	824	721	-12.5 %	2025	November	15	39	160.0 %	2025	October	96	311	224.0 %
2025	December	635	810	27.6 %	2025	December	771	596	-22.7 %	2025	December	10	7	-30.0 %	2025	November	242	227	-6.2 %
Total		12,856	11,986	-6.8 %	Total		8,392	10,865	29.5 %	Total		278	409	47.1 %	Total		1,103	3,941	257.3 %

Motorhomes



Oban - Craignure				
Year	Month	Last Year	This Year	Var %
2025	January	103	129	25.2 %
2025	February	178	184	3.4 %
2025	March	523	341	-34.8 %
2025	April	1,274	1,494	17.3 %
2025	May	1,885	1,679	-10.9 %
2025	June	1,824	1,390	-23.8 %
2025	July	1,840	1,539	-16.4 %
2025	August	1,797	2,019	12.4 %
2025	September	1,928	2,158	11.9 %
2025	October	887	878	-1.0 %
2025	November	237	239	0.8 %
2025	December	137	275	100.7 %
Total		12,613	12,325	-2.3 %

Fishnish - Lochaline				
Year	Month	Last Year	This Year	Var %
2025	January	28	25	-10.7 %
2025	February	37	57	54.1 %
2025	March	103	142	37.9 %
2025	April	368	721	95.9 %
2025	May	948	1,274	34.4 %
2025	June	541	784	44.9 %
2025	July	567	941	66.0 %
2025	August	738	878	19.0 %
2025	September	557	867	55.7 %
2025	October	407	576	41.5 %
2025	November	80	105	31.3 %
2025	December	54	86	59.3 %
Total		4,428	6,456	45.8 %

Tobermory - Kilchoan				
Year	Month	Last Year	This Year	Var %
2025	January	2	2	0.0 %
2025	February	2	10	400.0 %
2025	March	17	31	82.4 %
2025	April	129	200	55.0 %
2025	May	394	429	8.9 %
2025	June	283	275	-2.8 %
2025	July	290	252	-13.1 %
2025	August	237	230	-3.0 %
2025	September	312	44	-85.9 %
2025	October	108	105	-2.8 %
2025	November	11	18	63.6 %
2025	December	9	10	11.1 %
Total		1,794	1,606	-10.5 %

Fionnphort - Iona				
Year	Month	Last Year	This Year	Var %
2025	January	0	4	0.0 %
2025	February	0	3	0.0 %
2025	March	0	4	0.0 %
2025	April	0	0	0.0 %
2025	May	0	2	0.0 %
2025	June	0	0	0.0 %
2025	July	0	8	0.0 %
2025	August	2	4	100.0 %
2025	September	3	2	-33.3 %
2025	October	4	1	-75.0 %
2025	November	4	1	-75.0 %
2025	December	2	2	0.0 %
Total		15	31	106.7 %

Reliability & Punctuality



Reliability									
Route		Fionnphort - Iona		Fishnish - Lochaline		Oban - Craignure		Tobermory - Kilchoan	
Year	Month	Contractual	Actual	Contractual	Actual	Contractual	Actual	Contractual	Actual
2025	January	99.1%	81.7%	100.0%	95.5%	99.4%	95.1%	97.6%	92.9%
	February	100.0%	89.9%	99.6%	98.2%	100.0%	94.7%	100.0%	86.3%
	March	100.0%	96.8%	100.0%	100.0%	98.3%	95.9%	100.0%	95.1%
	April	100.0%	100.0%	100.0%	99.8%	92.9%	91.7%	100.0%	96.5%
	May	99.8%	99.1%	96.9%	96.9%	100.0%	100.0%	99.5%	99.0%
	June	100.0%	100.0%	100.0%	100.0%	100.0%	100.0%	100.0%	100.0%
	July	100.0%	100.0%	99.5%	99.3%	100.0%	100.0%	100.0%	99.8%
	August	100.0%	97.2%	100.0%	97.6%	99.7%	93.8%	100.0%	89.1%
	September	100.0%	98.2%	99.8%	99.0%	99.8%	99.3%	95.0%	84.7%
	October	100.0%	92.3%	100.0%	96.9%	99.0%	86.4%	97.0%	87.8%
	November	98.4%	94.2%	99.3%	99.0%	95.4%	92.6%	100.0%	94.6%
	December	96.7%	77.4%	100.0%	97.2%	92.7%	88.3%	100.0%	92.3%
Total		99.7%	95.6%	99.6%	98.3%	98.3%	95.3%	99.0%	93.7%



Punctuality									
Route		Fionnphort - Iona		Fishnish - Lochaline		Oban - Craignure		Tobermory - Kilchoan	
Year	Month	Contractual	Actual	Contractual	Actual	Contractual	Actual	Contractual	Actual
2025	January	100.0%	94.8%	100.0%	99.6%	98.8%	80.4%	100.0%	98.7%
	February	99.7%	91.9%	99.4%	97.2%	99.4%	93.0%	100.0%	100.0%
	March	98.2%	91.2%	99.8%	99.4%	99.6%	87.1%	100.0%	98.5%
	April	100.0%	97.1%	99.6%	96.1%	98.5%	93.2%	100.0%	98.5%
	May	99.9%	97.8%	98.5%	90.0%	98.9%	92.6%	100.0%	98.3%
	June	100.0%	97.2%	99.7%	98.7%	99.0%	91.7%	99.5%	96.8%
	July	99.8%	96.9%	98.8%	92.3%	98.4%	92.2%	99.5%	97.8%
	August	100.0%	97.3%	99.7%	96.6%	98.5%	91.6%	100.0%	98.9%
	September	100.0%	95.9%	99.1%	93.1%	99.0%	94.5%	100.0%	99.7%
	October	99.7%	97.1%	95.0%	86.9%	99.5%	97.0%	100.0%	99.3%
	November	100.0%	96.7%	100.0%	99.3%	97.2%	93.8%	100.0%	98.1%
	December	98.5%	93.3%	100.0%	100.0%	97.7%	93.0%	100.0%	98.1%
Total		99.8%	96.2%	99.1%	95.4%	98.7%	92.1%	99.9%	98.5%



Reliability & Punctuality Summary

Summary of Scheduled, Operated, Cancelled & Diverted Sailings by Route and Leg

Year	Month	Route	Leg	Operated Sailings	Scheduled Sailings	Additional Sailings	Cancelled Sailings	Diverted Sailings
2025	December	Fionnphort - Iona	Fionnphort-Iona	179	210	14	45	0
2025	December	Fionnphort - Iona	Iona-Fionnphort	174	214	11	51	0
2025	December	Fishnish - Lochaline	Fishnish-Lochaline	282	289	1	8	0
2025	December	Fishnish - Lochaline	Lochaline-Fishnish	282	289	1	8	0
2025	December	Oban - Craginure	Craginure-Castlebay	1		1	0	0
2025	December	Oban - Craginure	Craginure-Oban	177	193	7	23	0
2025	December	Oban - Craginure	Oban-Craginure	176	193	5	22	0
2025	December	Tobermory - Kilchoan	Kilchoan-Tobermory	77	84	0	7	0
2025	December	Tobermory - Kilchoan	Tobermory-Kilchoan	78	84	0	6	0
Total				1,426	1,556	40	170	0

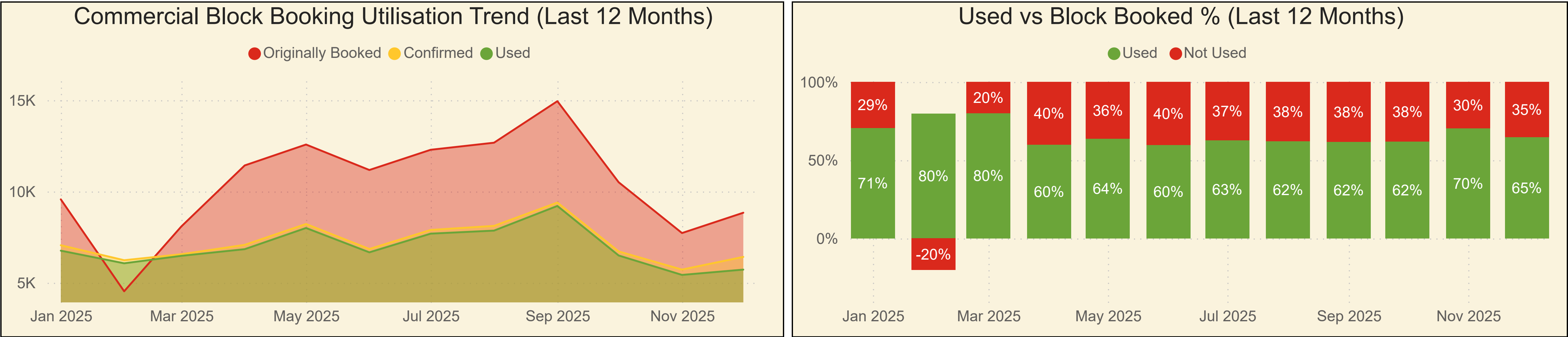
Summary of Cancellations, Lateness & Relief Events by Route and Leg

Year	Month	Route	Leg	Cancelled Sailings	Cancelled (Relief)	Cancelled (No Relief)	On Time	Level 1 Late	Level 1 (Relief)	Level 1 (No Relief)	Level 2 Late	Level 2 (Relief)	Level 2 (No Relief)
2025	December	Fionnphort - Iona	Fionnphort-Iona	45	38	7	150	8	6	2	7	4	3
2025	December	Fionnphort - Iona	Iona-Fionnphort	51	44	7	156	5	5	0	2	2	0
2025	December	Fishnish - Lochaline	Fishnish-Lochaline	8	8	0	281	0	0	0	0	0	0
2025	December	Fishnish - Lochaline	Lochaline-Fishnish	8	8	0	281	0	0	0	0	0	0
2025	December	Oban - Craginure	Craginure-Castlebay	0	0	0	0	0	0	0	0	0	0
2025	December	Oban - Craginure	Craginure-Oban	23	8	15	154	6	5	1	10	5	5
2025	December	Oban - Craginure	Oban-Craginure	22	9	13	163	4	4	0	4	2	2
2025	December	Tobermory - Kilchoan	Kilchoan-Tobermory	7	7	0	75	2	2	0	0	0	0
2025	December	Tobermory - Kilchoan	Tobermory-Kilchoan	6	6	0	77	0	0	0	1	1	0
Total				170	128	42	1,337	25	22	3	24	14	10



Block Booked vs Utilised

Route Name	Month Year	Originally Booked	Booked 24hrs Prior	Confirmed	No Show	Used	Confirmed vs Block Booked	Used vs Confirmed	Used vs Block Booked
Oban - Craignure	Jan-2025	9,568	8,280	7,054	296	6,758	74%	96%	71%
Oban - Craignure	Feb-2025	4,532	7,667	6,234	170	6,065	138%	97%	134%
Oban - Craignure	Mar-2025	8,085	8,237	6,562	88	6,474	81%	99%	80%
Oban - Craignure	Apr-2025	11,426	8,856	7,075	236	6,839	62%	97%	60%
Oban - Craignure	May-2025	12,571	10,408	8,217	217	8,000	65%	97%	64%
Oban - Craignure	Jun-2025	11,176	8,679	6,848	183	6,665	61%	97%	60%
Oban - Craignure	Jul-2025	12,284	9,554	7,892	203	7,690	64%	97%	63%
Oban - Craignure	Aug-2025	12,671	9,990	8,114	259	7,856	64%	97%	62%
Oban - Craignure	Sep-2025	14,946	11,613	9,393	186	9,207	63%	98%	62%
Oban - Craignure	Oct-2025	10,505	7,784	6,714	221	6,492	64%	97%	62%
Oban - Craignure	Nov-2025	7,722	5,545	5,720	292	5,429	74%	95%	70%
Oban - Craignure	Dec-2025	8,835	6,407	6,416	696	5,720	73%	89%	65%
Total		124,323	103,019	86,239	3,046	83,193	69%	96%	67%



Note: This report shows block bookings made by block booking customers for any commercial vehicle over 6 metres in length or any LGV that consumes High Lane Metreage. It does not include any bookings on sailings that were cancelled by CalMac. High Lane Metreage refers to deck meterage for high vehicles such as Commercials or LGVs.