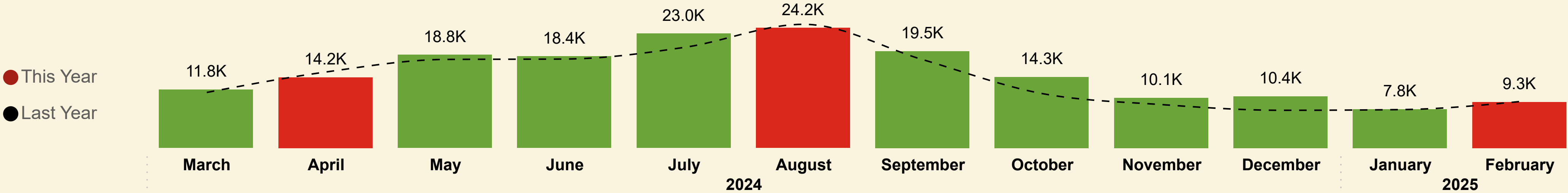




Shipped Passengers

Colintraive - Rhubodach



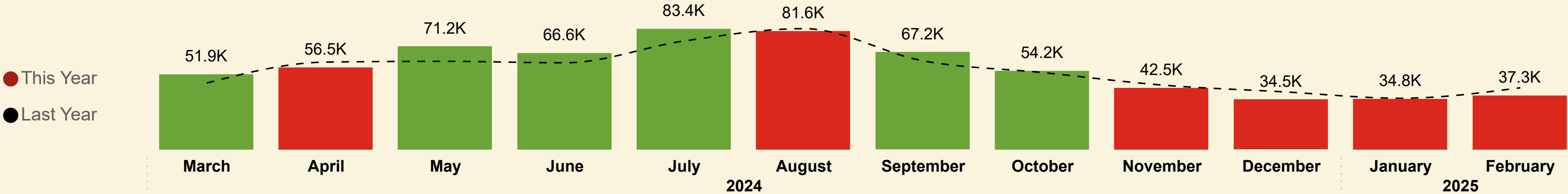
This Month YoY

9,250
LY: 9,349 (-1.06%)

YoY

181,738
LY: 169,494 (+7.2%)

Wemyss Bay - Rothesay



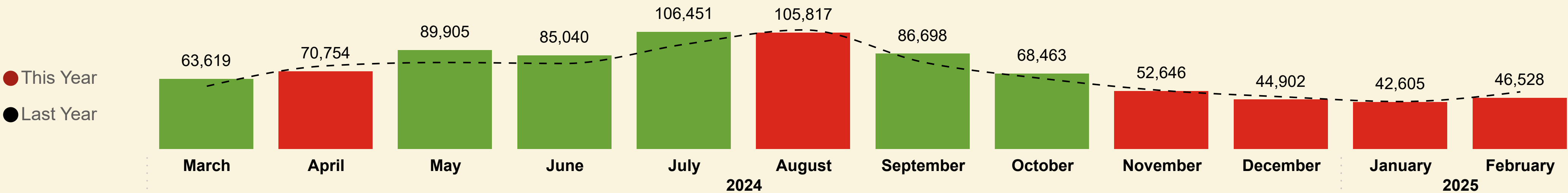
This Month YoY

37,278
LY: 42,587 (-12.47%)

YoY

681,690
LY: 661,688 (+3%)

Bute Total



This Month YoY

46,528
LY: 51,936 (-10.41%)

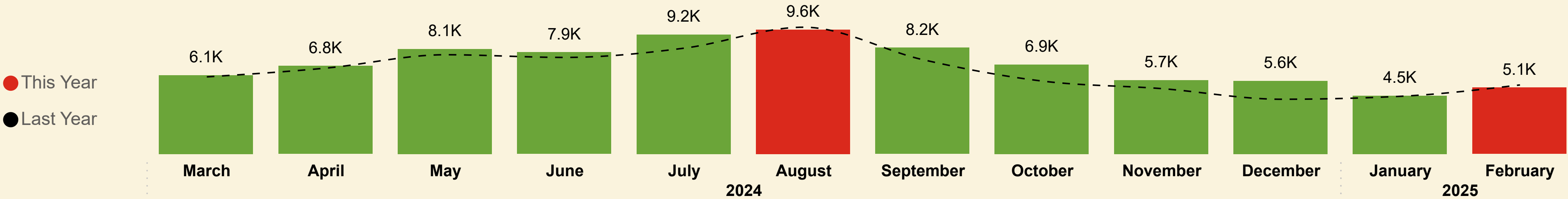
YoY

863,428
LY: 831,182 (+3.9%)



Shipped Cars

Colintraive - Rhubodach



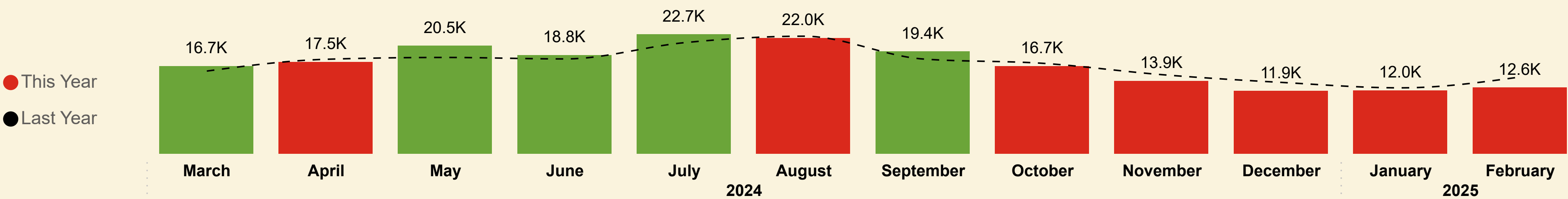
This Month YoY

5,132
LY: 5,339 (-3.88%)

YoY

83,908
LY: 77,764 (+7.9%)

Wemyss Bay - Rothesay



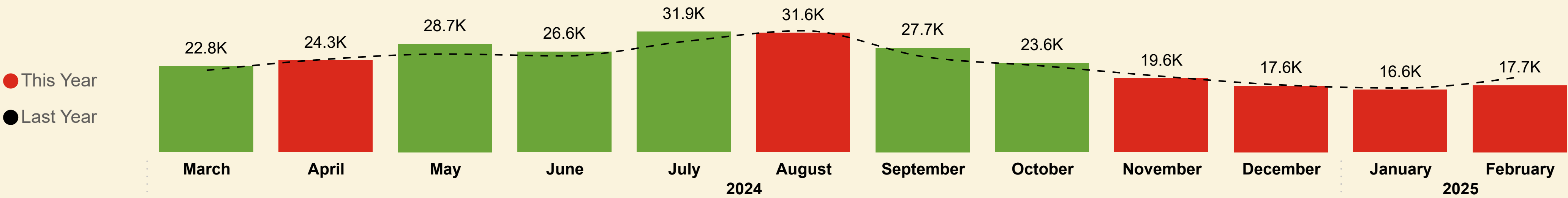
This Month YoY

12,584
LY: 14,614 (-13.89%)

YoY

204,694
LY: 204,624 (+0%)

Bute Total



This Month YoY

17,716
LY: 19,953 (-11.21%)

YoY

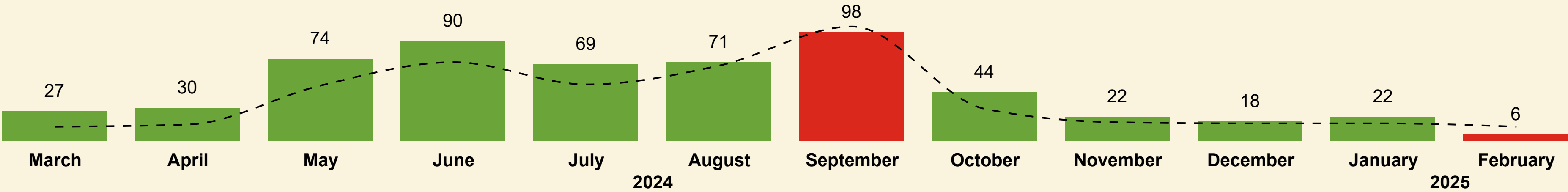
288,602
LY: 282,388 (+2.2%)



Shipped Coaches

Colintraive - Rhubodach

● This Year
● Last Year



This Month YoY

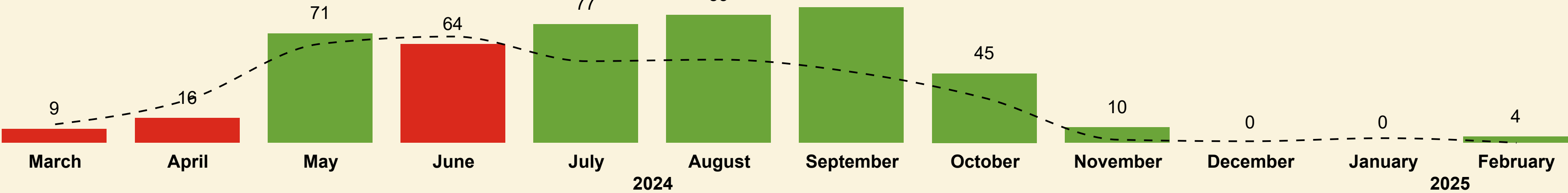
6
LY: 13 (-53.85%)

YoY

571
LY: 462 (+23.6%)

Wemyss Bay - Rothesay

● This Year
● Last Year



This Month YoY

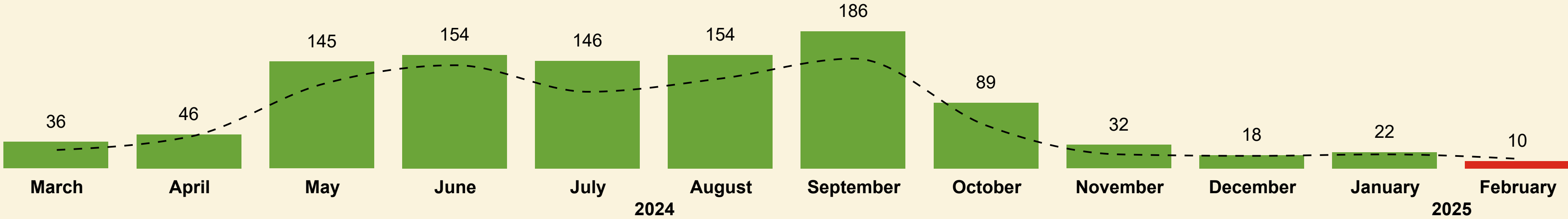
4
LY: 0

YoY

467
LY: 361 (+29.3%)

Bute Total

● This Year
● Last Year



This Month YoY

10
LY: 13 (-23.08%)

YoY

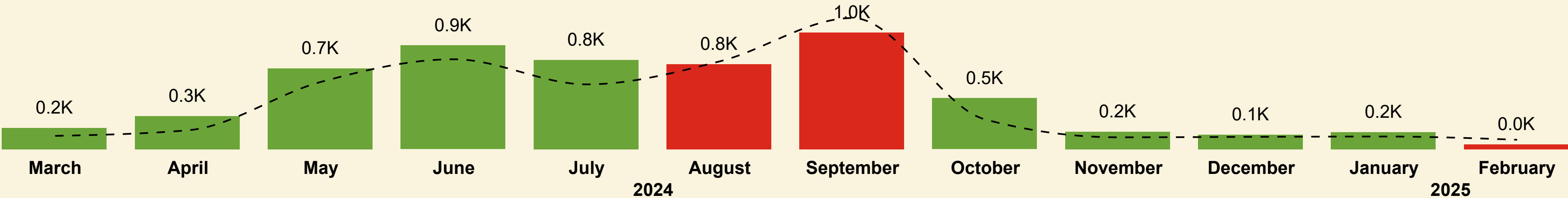
1038
LY: 823 (+26.1%)



Shipped Coach Metres

Colintraive - Rhubodach

● This Year
● Last Year



This Month YoY

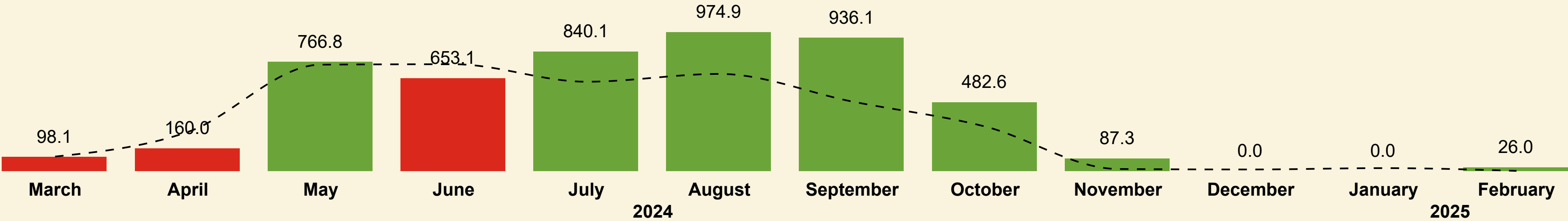
42.0
LY: 84.0 (-50%)

YoY

5.7K
LY: 4.9K (+15.6%)

Wemyss Bay - Rothesay

● This Year
● Last Year



This Month YoY

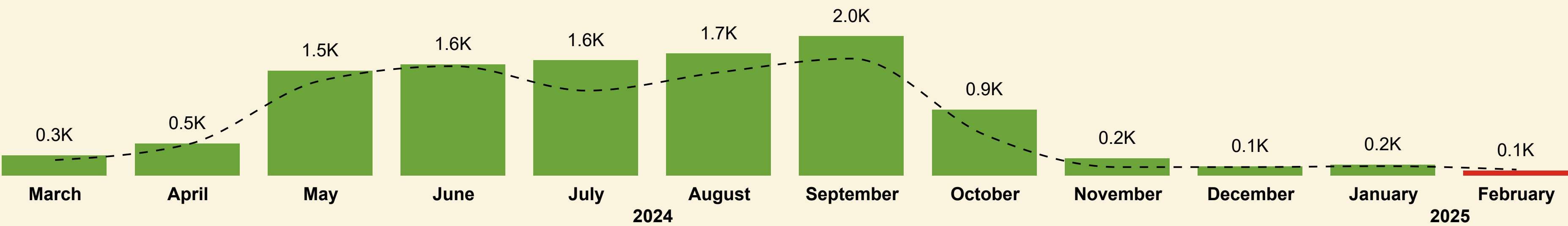
26.0
LY: 0.0

YoY

5.0K
LY: 4.0K (+24.9%)

Bute Total

● This Year
● Last Year



This Month YoY

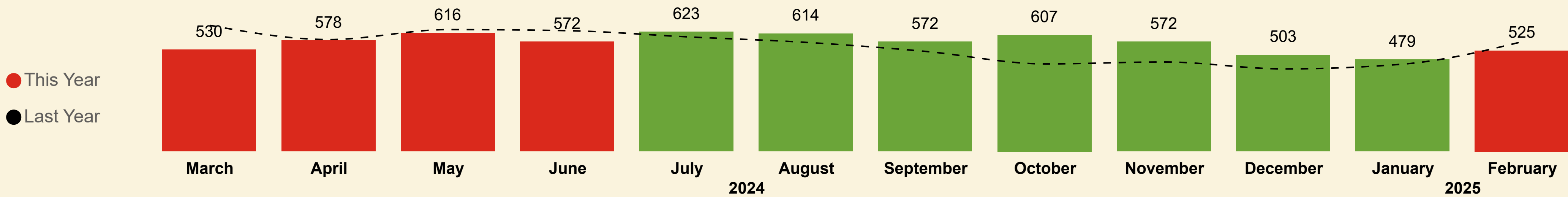
68.0
LY: 84.0 (-19%)

YoY

10.7K
LY: 8.9K (+19.8%)

Shipped Commercial Vehicles

Colintraive - Rhubodach



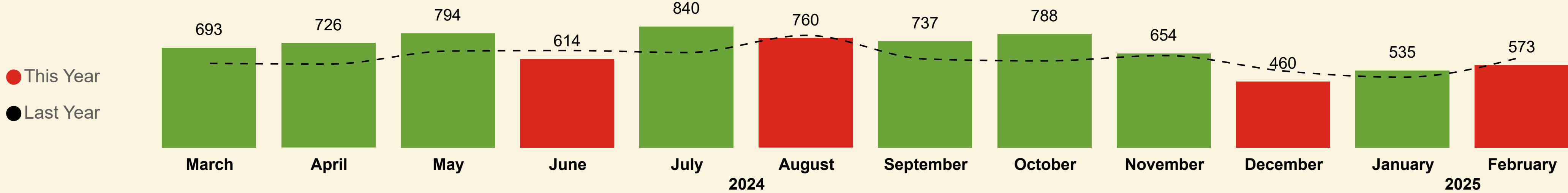
This Month YoY

525
LY: 572 (-8.2%)

YoY

6,791
LY: 6,569 (+3.4%)

Wemyss Bay - Rothesay



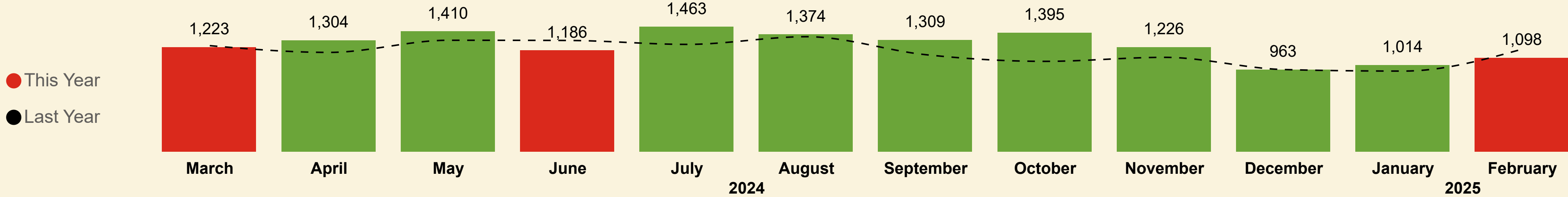
This Month YoY

573
LY: 630 (-9%)

YoY

8,174
LY: 7,455 (+9.6%)

Bute Total



This Month YoY

1,098
LY: 1,202 (-8.7%)

YoY

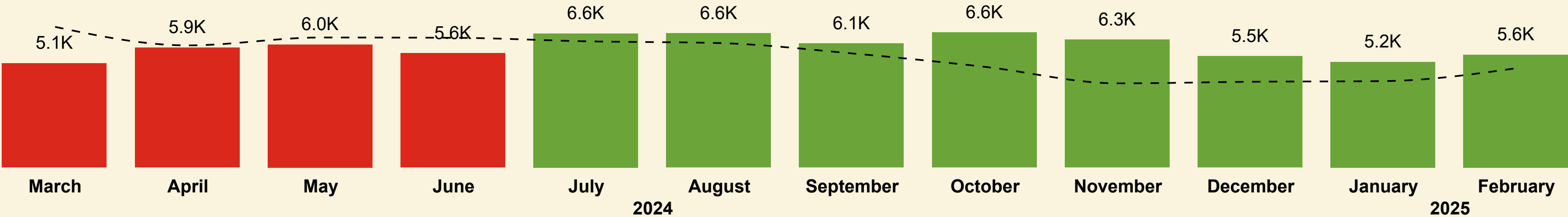
14,965
LY: 14,024 (+6.7%)



Shipped Commercial Vehicle Metres

Colintraive - Rhubodach

● This Year
● Last Year



This Month YoY

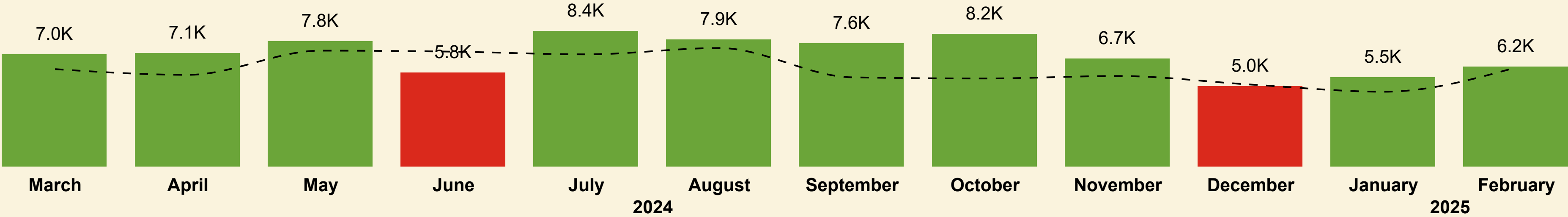
5.6K
LY: 4.9K (+13.6%)

YoY

71.2K
LY: 66.1K (+7.7%)

Wemyss Bay - Rothesay

● This Year
● Last Year



This Month YoY

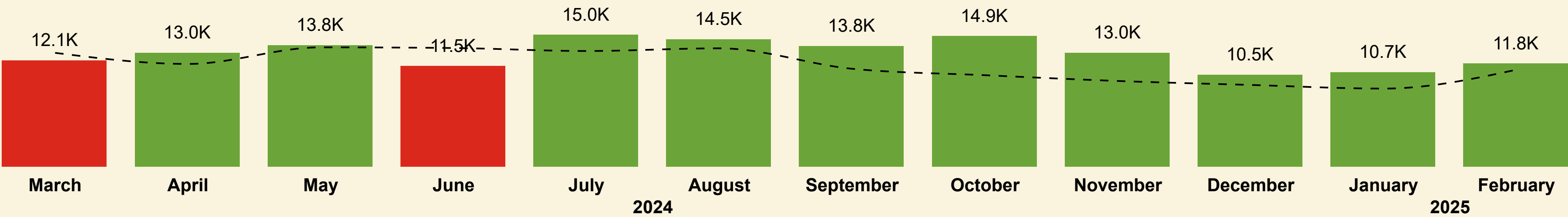
6.2K
LY: 6.2K (+0.7%)

YoY

83.3K
LY: 72.9K (+14.3%)

Bute Total

● This Year
● Last Year



This Month YoY

11.8K
LY: 11.0K (+6.4%)

YoY


154.4K
LY: 139.0K (+11.1%)

Bute

Feb-2025


Monthly Performance Pack

Carrying Trends



Bute Total

Contractual Carrying Groups



This Month YoY


46,528

LY: 51,936 (-10.4%)

YoY

863,428

LY: 831,182 (+3.9%)



This Month YoY


17,716

LY: 19,953 (-11.2%)

YoY

288,602

LY: 282,388 (+2.2%)



This Month YoY


68.00

LY: 84.00 (-19%)

YoY

10.71K

LY: 8.94K (+19.8%)



This Month YoY

11.75K

LY: 11.04K (+6.4%)

YoY

154.45K

LY: 138.97K (+11.1%)

Passengers

Year	Month	Last Year	This Year	Variance %
2024	March	57,064	63,619	11.5 %
2024	April	75,624	70,754	-6.4 %
2024	May	78,657	89,905	14.3 %
2024	June	77,747	85,040	9.4 %
2024	July	95,195	106,451	11.8 %
2024	August	108,293	105,817	-2.3 %
2024	September	78,921	86,698	9.9 %
2024	October	64,017	68,463	6.9 %
2024	November	53,174	52,646	-1.0 %
2024	December	47,453	44,902	-5.4 %
2025	January	43,101	42,605	-1.2 %
2025	February	51,936	46,528	-10.4 %
Total		831,182	863,428	3.9 %

Cars

Year	Month	Last Year	This Year	Variance %
2024	March	21,701	22,766	4.9 %
2024	April	24,624	24,279	-1.4 %
2024	May	26,002	28,656	10.2 %
2024	June	25,514	26,624	4.3 %
2024	July	29,329	31,925	8.9 %
2024	August	32,178	31,634	-1.7 %
2024	September	25,319	27,665	9.3 %
2024	October	22,850	23,612	3.3 %
2024	November	20,102	19,577	-2.6 %
2024	December	17,811	17,595	-1.2 %
2025	January	17,004	16,553	-2.7 %
2025	February	19,953	17,716	-11.2 %
Total		282,388	288,602	2.2 %

Coach Metres

Year	Month	Last Year	This Year	Variance %
2024	March	219.8	287.7	30.9 %
2024	April	443.5	456.0	2.8 %
2024	May	1,350.1	1,490.9	10.4 %
2024	June	1,556.1	1,583.3	1.7 %
2024	July	1,208.1	1,639.6	35.7 %
2024	August	1,469.0	1,736.2	18.2 %
2024	September	1,663.7	1,982.7	19.2 %
2024	October	577.6	939.9	62.7 %
2024	November	119.5	243.6	103.8 %
2024	December	120.0	130.4	8.7 %
2025	January	132.5	152.9	15.4 %
2025	February	84.0	68.0	-19.0 %
Total		8,943.8	10,711.1	19.8 %

Commercial Vehicle Metres

Year	Month	Last Year	This Year	Variance %
2024	March	12,962.5	12,105.7	-6.6 %
2024	April	11,698.8	12,953.7	10.7 %
2024	May	13,590.5	13,840.0	1.8 %
2024	June	13,512.0	11,453.5	-15.2 %
2024	July	13,172.6	15,015.1	14.0 %
2024	August	13,477.9	14,506.1	7.6 %
2024	September	11,146.5	13,753.9	23.4 %
2024	October	10,414.4	14,870.6	42.8 %
2024	November	9,756.7	12,988.3	33.1 %
2024	December	9,304.1	10,462.7	12.5 %
2025	January	8,890.2	10,745.6	20.9 %
2025	February	11,040.3	11,750.4	6.4 %
Total		138,966.5	154,445.6	11.1 %



Colintraive - Rhubodach

Contractual Carrying Groups



This Month YoY

9,250

LY: 9,349 (-1.1%)

YoY

181,738

LY: 169,494 (+7.2%)



This Month YoY

5,132

LY: 5,339 (-3.9%)

YoY

83,908

LY: 77,764 (+7.9%)



This Month YoY

42.00

LY: 84.00 (-50%)

YoY

5.69K

LY: 4.92K (+15.6%)



This Month YoY

5.55K

LY: 4.89K (+13.6%)

YoY

71.17K

LY: 66.10K (+7.7%)

Passengers

Year	Month	Last Year	This Year	Variance %
2024	March	11,183	11,752	5.1 %
2024	April	15,309	14,209	-7.2 %
2024	May	17,830	18,755	5.2 %
2024	June	17,908	18,449	3.0 %
2024	July	20,257	23,047	13.8 %
2024	August	24,899	24,182	-2.9 %
2024	September	17,767	19,502	9.8 %
2024	October	10,943	14,294	30.6 %
2024	November	8,731	10,108	15.8 %
2024	December	7,591	10,395	36.9 %
2025	January	7,727	7,795	0.9 %
2025	February	9,349	9,250	-1.1 %
Total		169,494	181,738	7.2 %

Cars

Year	Month	Last Year	This Year	Variance %
2024	March	5,964	6,101	2.3 %
2024	April	6,644	6,814	2.6 %
2024	May	7,677	8,116	5.7 %
2024	June	7,470	7,869	5.3 %
2024	July	8,188	9,237	12.8 %
2024	August	9,808	9,626	-1.9 %
2024	September	7,291	8,223	12.8 %
2024	October	5,637	6,923	22.8 %
2024	November	5,054	5,711	13.0 %
2024	December	4,232	5,647	33.4 %
2025	January	4,460	4,509	1.1 %
2025	February	5,339	5,132	-3.9 %
Total		77,764	83,908	7.9 %

Coach Metres

Year	Month	Last Year	This Year	Variance %
2024	March	119.0	189.6	59.3 %
2024	April	169.3	296.0	74.8 %
2024	May	603.1	724.2	20.1 %
2024	June	806.1	930.2	15.4 %
2024	July	581.0	799.5	37.6 %
2024	August	787.1	761.3	-3.3 %
2024	September	1,176.1	1,046.6	-11.0 %
2024	October	265.5	457.3	72.2 %
2024	November	106.0	156.4	47.5 %
2024	December	110.0	130.4	18.5 %
2025	January	113.0	152.9	35.3 %
2025	February	84.0	42.0	-50.0 %
Total		4,920.2	5,686.2	15.6 %

Commercial Vehicle Metres

Year	Month	Last Year	This Year	Variance %
2024	March	6,919.0	5,127.2	-25.9 %
2024	April	6,009.2	5,899.7	-1.8 %
2024	May	6,396.5	6,048.8	-5.4 %
2024	June	6,381.9	5,619.6	-11.9 %
2024	July	6,208.9	6,596.2	6.2 %
2024	August	6,122.1	6,606.1	7.9 %
2024	September	5,612.4	6,106.6	8.8 %
2024	October	4,951.7	6,642.9	34.2 %
2024	November	4,141.1	6,290.1	51.9 %
2024	December	4,218.9	5,479.0	29.9 %
2025	January	4,251.6	5,197.6	22.3 %
2025	February	4,887.4	5,553.5	13.6 %
Total		66,100.7	71,167.3	7.7 %

Bute

Feb-2025

Monthly Performance Pack

Carrying Trends

Wemyss Bay - Rothesay

Contractual Carrying Groups

This Month YoY

37,278

LY: 42,587 (-12.5%)

YoY

681,690

LY: 661,688 (+3%)

This Month YoY

12,584

LY: 14,614 (-13.9%)

YoY

204,694

LY: 204,624 (+0%)

This Month YoY

26.00

LY: 0.00

YoY

5.02K

LY: 4.02K (+24.9%)

This Month YoY

6.20K

LY: 6.15K (+0.7%)

YoY

83.28K

LY: 72.87K (+14.3%)

Passengers

Year	Month	Last Year	This Year	Variance %
2024	March	45,881	51,867	13.0 %
2024	April	60,315	56,545	-6.3 %
2024	May	60,827	71,150	17.0 %
2024	June	59,839	66,591	11.3 %
2024	July	74,938	83,404	11.3 %
2024	August	83,394	81,635	-2.1 %
2024	September	61,154	67,196	9.9 %
2024	October	53,074	54,169	2.1 %
2024	November	44,443	42,538	-4.3 %
2024	December	39,862	34,507	-13.4 %
2025	January	35,374	34,810	-1.6 %
2025	February	42,587	37,278	-12.5 %
Total		661,688	681,690	3.0 %

Cars

Year	Month	Last Year	This Year	Variance %
2024	March	15,737	16,665	5.9 %
2024	April	17,980	17,465	-2.9 %
2024	May	18,325	20,540	12.1 %
2024	June	18,044	18,755	3.9 %
2024	July	21,141	22,688	7.3 %
2024	August	22,370	22,008	-1.6 %
2024	September	18,028	19,442	7.8 %
2024	October	17,213	16,689	-3.0 %
2024	November	15,048	13,866	-7.9 %
2024	December	13,579	11,948	-12.0 %
2025	January	12,544	12,044	-4.0 %
2025	February	14,614	12,584	-13.9 %
Total		204,624	204,694	0.0 %

Coach Metres

Year	Month	Last Year	This Year	Variance %
2024	March	100.8	98.1	-2.7 %
2024	April	274.2	160.0	-41.6 %
2024	May	747.0	766.8	2.6 %
2024	June	750.0	653.1	-12.9 %
2024	July	627.0	840.1	34.0 %
2024	August	681.9	974.9	43.0 %
2024	September	487.6	936.1	92.0 %
2024	October	312.1	482.6	54.6 %
2024	November	13.5	87.3	546.3 %
2024	December	10.0	0.0	-100.0 %
2025	January	19.5	0.0	-100.0 %
2025	February	0.0	26.0	0.0 %
Total		4,023.7	5,024.9	24.9 %

Commercial Vehicle Metres

Year	Month	Last Year	This Year	Variance %
2024	March	6,043.5	6,978.5	15.5 %
2024	April	5,689.6	7,054.0	24.0 %
2024	May	7,194.0	7,791.2	8.3 %
2024	June	7,130.2	5,833.9	-18.2 %
2024	July	6,963.7	8,418.8	20.9 %
2024	August	7,355.8	7,900.0	7.4 %
2024	September	5,534.1	7,647.3	38.2 %
2024	October	5,462.7	8,227.6	50.6 %
2024	November	5,615.6	6,698.2	19.3 %
2024	December	5,085.2	4,983.8	-2.0 %
2025	January	4,638.6	5,548.0	19.6 %
2025	February	6,152.9	6,196.9	0.7 %
Total		72,865.9	83,278.3	14.3 %



Cars



Colintraive - Rhubodach				
Year	Month	Last Year	This Year	Var %
2024	March	5,351	4,989	-6.8 %
2024	April	6,094	5,497	-9.8 %
2024	May	6,240	6,697	7.3 %
2024	June	5,834	6,521	11.8 %
2024	July	7,297	7,777	6.6 %
2024	August	7,765	8,259	6.4 %
2024	September	5,708	6,882	20.6 %
2024	October	4,255	5,771	35.6 %
2024	November	3,878	4,771	23.0 %
2024	December	3,422	4,834	41.3 %
2025	January	3,616	3,843	6.3 %
2025	February	4,274	4,361	2.0 %
Total		63,734	70,202	10.1 %

Wemyss Bay - Rothesay				
Year	Month	Last Year	This Year	Var %
2024	March	13,909	14,218	2.2 %
2024	April	16,115	14,682	-8.9 %
2024	May	15,583	17,295	11.0 %
2024	June	15,243	15,866	4.1 %
2024	July	16,762	19,444	16.0 %
2024	August	18,386	18,538	0.8 %
2024	September	15,410	16,509	7.1 %
2024	October	14,004	14,184	1.3 %
2024	November	12,058	11,699	-3.0 %
2024	December	11,308	9,882	-12.6 %
2025	January	10,047	9,892	-1.5 %
2025	February	11,685	10,203	-12.7 %
Total		170,510	172,412	1.1 %



LGVs



Colintraive - Rhubodach				
Year	Month	Last Year	This Year	Var %
2024	March	504	566	12.3 %
2024	April	359	506	40.9 %
2024	May	355	625	76.1 %
2024	June	378	653	72.8 %
2024	July	382	676	77.0 %
2024	August	397	730	83.9 %
2024	September	393	702	78.6 %
2024	October	370	707	91.1 %
2024	November	342	650	90.1 %
2024	December	361	490	35.7 %
2025	January	380	449	18.2 %
2025	February	587	569	-3.1 %
Total		4,808	7,323	52.3 %

Wemyss Bay - Rothesay				
Year	Month	Last Year	This Year	Var %
2024	March	1,583	1,719	8.6 %
2024	April	1,474	1,816	23.2 %
2024	May	1,530	1,834	19.9 %
2024	June	1,487	1,611	8.3 %
2024	July	1,424	1,851	30.0 %
2024	August	1,737	1,785	2.8 %
2024	September	1,538	1,766	14.8 %
2024	October	1,547	1,531	-1.0 %
2024	November	1,741	1,654	-5.0 %
2024	December	1,173	1,071	-8.7 %
2025	January	1,737	1,410	-18.8 %
2025	February	2,009	1,482	-26.2 %
Total		18,980	19,530	2.9 %



Motorhomes



Colintraive - Rhubodach				
Year	Month	Last Year	This Year	Var %
2024	March	62	77	24.2 %
2024	April	150	140	-6.7 %
2024	May	207	265	28.0 %
2024	June	160	228	42.5 %
2024	July	196	252	28.6 %
2024	August	208	200	-3.8 %
2024	September	176	258	46.6 %
2024	October	62	107	72.6 %
2024	November	28	48	71.4 %
2024	December	14	30	114.3 %
2025	January	22	27	22.7 %
2025	February	32	44	37.5 %
Total		1,317	1,676	27.3 %

Wemyss Bay - Rothesay				
Year	Month	Last Year	This Year	Var %
2024	March	102	173	69.6 %
2024	April	264	238	-9.8 %
2024	May	311	404	29.9 %
2024	June	323	378	17.0 %
2024	July	361	435	20.5 %
2024	August	356	375	5.3 %
2024	September	289	394	36.3 %
2024	October	176	151	-14.2 %
2024	November	81	134	65.4 %
2024	December	38	70	84.2 %
2025	January	55	42	-23.6 %
2025	February	96	62	-35.4 %
Total		2,452	2,856	16.5 %




Reliability & Punctuality



Reliability

Route	Colintraive - Rhubodach		Wemyss Bay - Rothesay	
Month	Contractual	Actual	Contractual	Actual
Mar-24	100.0%	99.3%	100.0%	99.8%
Apr-24	100.0%	96.7%	99.3%	95.6%
May-24	97.5%	97.5%	100.0%	100.0%
Jun-24	100.0%	99.7%	100.0%	100.0%
Jul-24	100.0%	100.0%	100.0%	100.0%
Aug-24	100.0%	99.8%	99.5%	93.5%
Sep-24	100.0%	100.0%	98.2%	97.2%
Oct-24	100.0%	96.4%	100.0%	92.4%
Nov-24	99.8%	97.6%	100.0%	94.9%
Dec-24	100.0%	93.1%	91.8%	74.8%
Jan-25	99.9%	92.9%	99.8%	93.7%
Feb-25	100.0%	96.3%	100.0%	89.8%
Total	99.8%	97.5%	99.1%	94.4%



Punctuality

Route	Colintraive - Rhubodach		Wemyss Bay - Rothesay	
Month	Contractual	Actual	Contractual	Actual
Mar-24	100.0%	100.0%	99.9%	99.5%
Apr-24	100.0%	100.0%	100.0%	98.0%
May-24	100.0%	100.0%	100.0%	97.8%
Jun-24	100.0%	100.0%	99.7%	98.4%
Jul-24	100.0%	100.0%	99.7%	96.2%
Aug-24	100.0%	99.9%	99.9%	89.9%
Sep-24	100.0%	100.0%	99.7%	97.6%
Oct-24	100.0%	100.0%	100.0%	97.1%
Nov-24	100.0%	100.0%	100.0%	96.3%
Dec-24	100.0%	100.0%	99.5%	94.2%
Jan-25	100.0%	100.0%	100.0%	99.2%
Feb-25	100.0%	100.0%	100.0%	98.5%
Total	100.0%	100.0%	99.9%	97.0%



Reliability & Punctuality Summary

Summary of Scheduled, Operated, Cancelled & Diverted Sailings by Route & Leg								
Year	Month	Route	Leg	Operated Sailings	Scheduled Sailings	Additional Sailings	Cancelled Sailings	Diverted Sailings
2025	February	Colintraive - Rhubodach	Colintraive-Rhubodach	840	872	0	32	0
2025	February	Colintraive - Rhubodach	Rhubodach-Colintraive	840	872	0	32	0
2025	February	Wemyss Bay - Rothesay	Gourock (Divert)-Rothesay	9		9	0	0
2025	February	Wemyss Bay - Rothesay	Rothesay-Gourock (Divert)	9	9	0	0	9
2025	February	Wemyss Bay - Rothesay	Rothesay-Wemyss Bay	333	367	0	34	0
2025	February	Wemyss Bay - Rothesay	Wemyss Bay-Rothesay	333	376	0	43	0
Total				2,364	2,496	9	141	9

Summary of Cancellations, Lateness & Relief Events by Route & Leg													
Year	Month	Route	Leg	Cancelled Sailings	Cancelled (Relief)	Cancelled (No Relief)	On Time	Level 1 Late	Level 1 (Relief)	Level 1 (No Relief)	Level 2 Late	Level 2 (Relief)	Level 2 (No Relief)
2025	February	Colintraive - Rhubodach	Colintraive-Rhubodach	32	32	0	840	0	0	0	0	0	0
2025	February	Colintraive - Rhubodach	Rhubodach-Colintraive	32	32	0	840	0	0	0	0	0	0
2025	February	Wemyss Bay - Rothesay	Gourock (Divert)-Rothesay	0	0	0	0	0	0	0	0	0	0
2025	February	Wemyss Bay - Rothesay	Rothesay-Gourock (Divert)	0	0	0	0	0	0	0	9	9	0
2025	February	Wemyss Bay - Rothesay	Rothesay-Wemyss Bay	34	34	0	332	1	1	0	0	0	0
2025	February	Wemyss Bay - Rothesay	Wemyss Bay-Rothesay	43	43	0	333	0	0	0	0	0	0
Total				141	141	0	2,345	1	1	0	9	9	0