




Shipped Passengers

Total Mull - Passengers



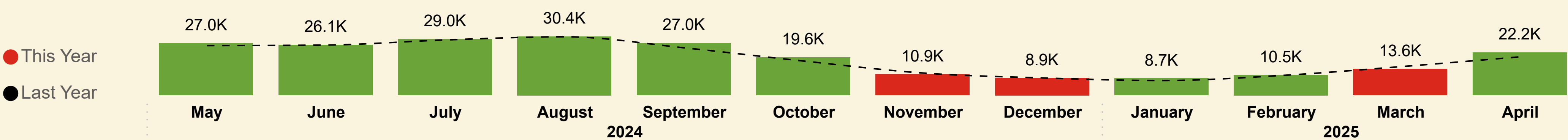
This Month YoY

95,986
LY: 77,199 (+24.34%)

YoY

966,716
LY: 917,885 (+5.3%)

Total Mull - Cars




This Month YoY

22,157
LY: 19,905 (+11.31%)

YoY

233,871
LY: 225,895 (+3.5%)

Total Mull - Coaches




This Month YoY

91
LY: 109 (-16.51%)

YoY

1902
LY: 1,874 (+1.5%)

Total Mull - Coach Metres



This Month YoY

949.2
LY: 1.1K (-11.3%)

YoY


20.3K
LY: 20.0K (+1.7%)



Shipped Passengers

Total Mull - Commercial Vehicles

● This Year
● Last Year



This Month YoY

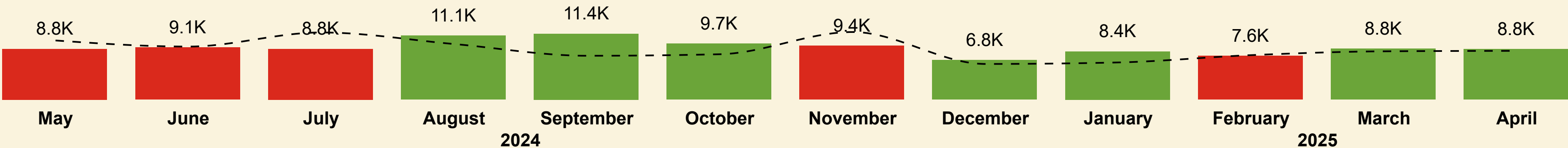
899
LY: 833 (+7.9%)

YoY

10,799
LY: 9,764 (+10.6%)

Total Mull - Commercial Vehicle Metres

● This Year
● Last Year



This Month YoY

8.8K
LY: 8.5K (+3.4%)

YoY

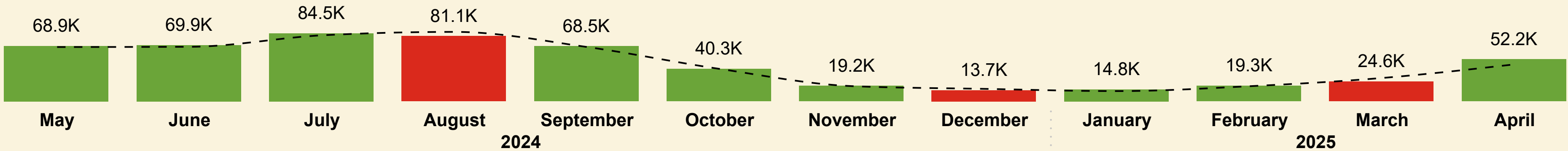
108.7K
LY: 105.3K (+3.2%)



Shipped Passengers

Oban - Craignure

● This Year
● Last Year



This Month YoY

52,209

LY: 45,944 (+13.64%)

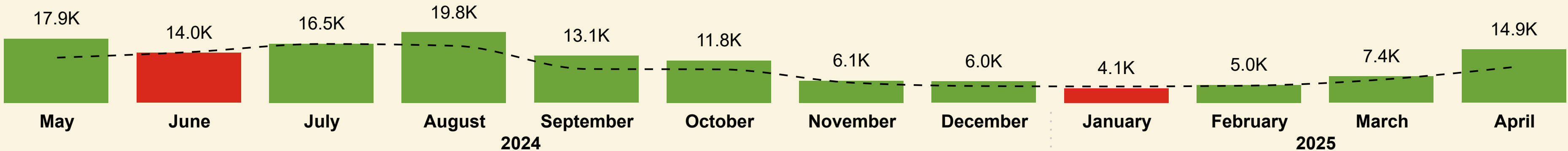
YoY

556,952

LY: 552,100 (+0.9%)

Fishnish - Lochaline

● This Year
● Last Year



This Month YoY

14,884

LY: 10,014 (+48.63%)

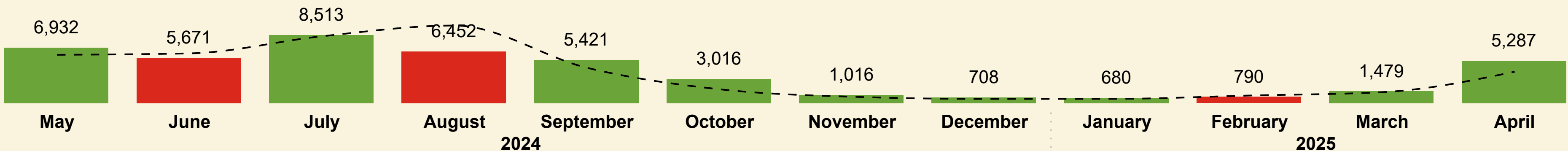
YoY

136,463

LY: 113,985 (+19.7%)

Tobermory - Kilchoan

● This Year
● Last Year



This Month YoY

5,287

LY: 3,924 (+34.73%)

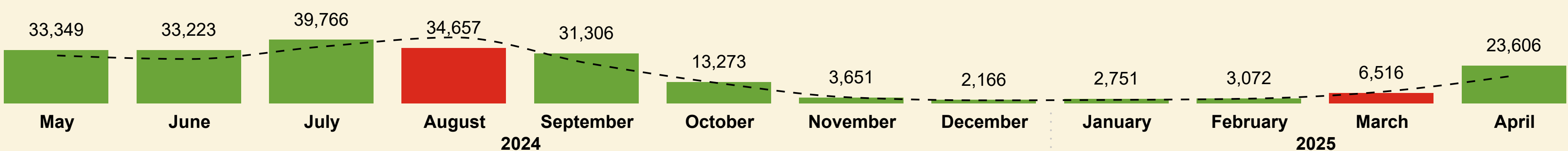
YoY

45,965

LY: 44,562 (+3.1%)

Fionnphort - Iona

● This Year
● Last Year



This Month YoY

23,606

LY: 17,371 (+35.89%)

YoY

227,336

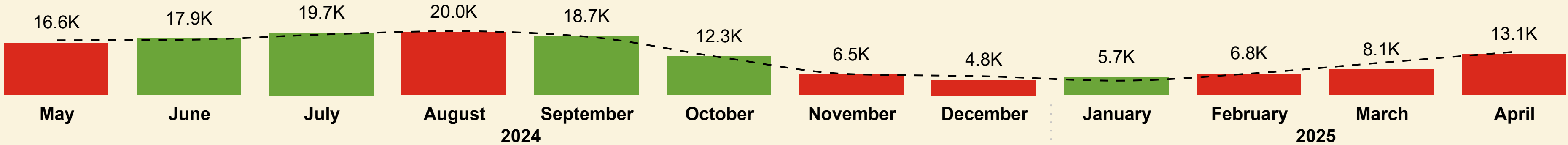
LY: 207,237 (+9.7%)



Shipped Cars

Oban - Craignure

● This Year
● Last Year



This Month YoY

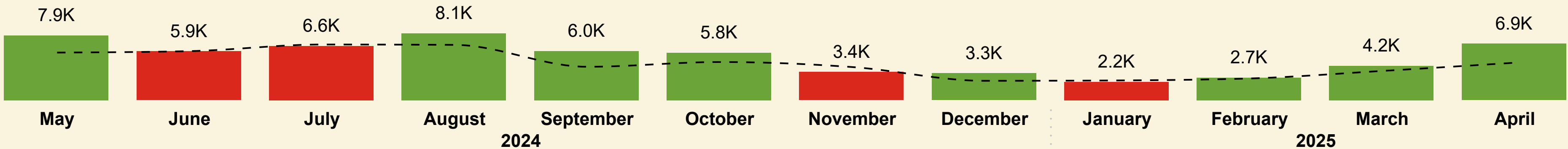
13,071
LY: 13,749 (-4.93%)

YoY

150,248
LY: 153,291 (-2%)

Fishnish - Lochaline

● This Year
● Last Year



This Month YoY

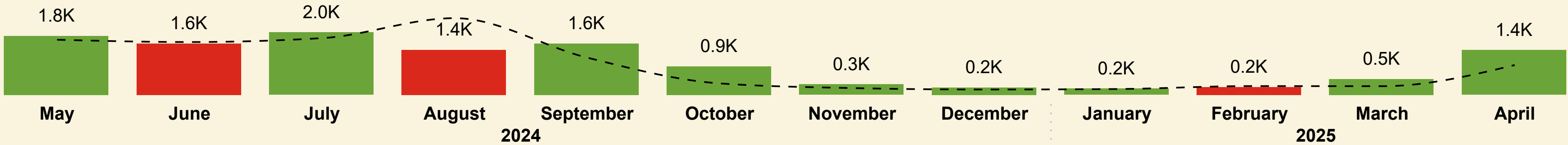
6,865
LY: 4,552 (+50.81%)

YoY

62,960
LY: 53,480 (+17.7%)

Tobermory - Kilchoan

● This Year
● Last Year



This Month YoY

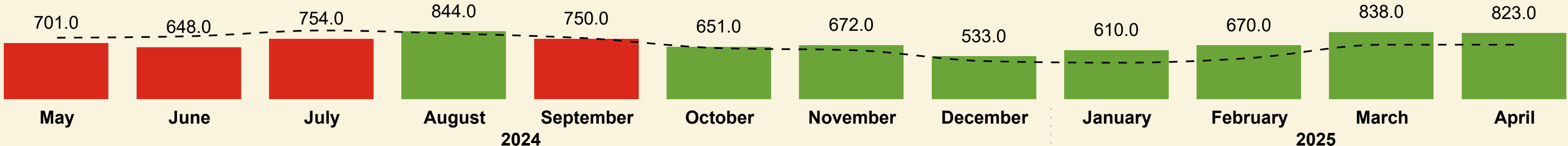
1,398
LY: 932 (+50%)

YoY

12,169
LY: 11,107 (+9.6%)

Fionnphort - Iona

● This Year
● Last Year



This Month YoY

823
LY: 678 (+21.39%)

YoY

8,494
LY: 8,016 (+6%)

Shipped Coaches

Oban - Craignure



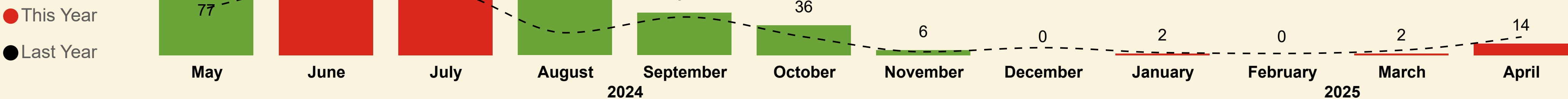
This Month YoY

76
LY: 87 (-12.64%)

YoY

1481
LY: 1,496 (-1%)

Fishnish - Lochaline



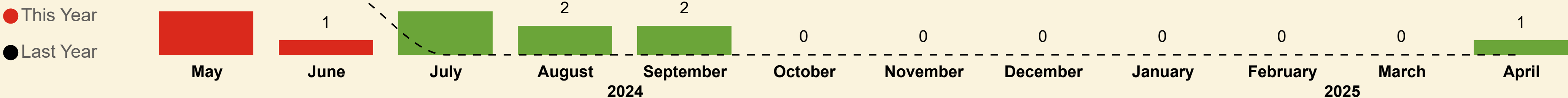
This Month YoY

14
LY: 22 (-36.36%)

YoY

409
LY: 357 (+14.7%)

Tobermory - Kilchoan



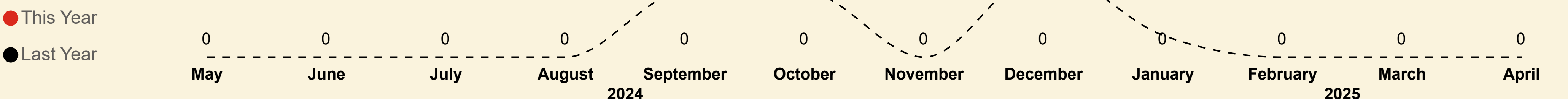
This Month YoY

1
LY: 0

YoY

12
LY: 10 (+20%)

Fionnphort - Iona



This Month YoY

0
LY: 0

YoY

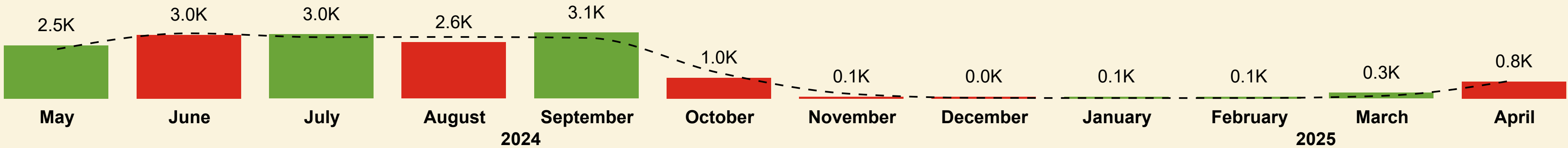
0
LY: 11 (-100%)



Shipped Coach Metres

Oban - Craignure

This Year
Last Year



This Month YoY

790.3

LY: 856.4 (-7.7%)

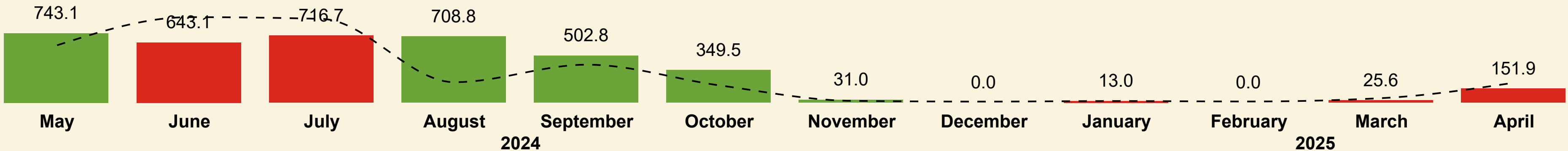
YoY

16.3K

LY: 16.3K (+0%)

Fishnish - Lochaline

This Year
Last Year



This Month YoY

151.9

LY: 213.6 (-28.9%)

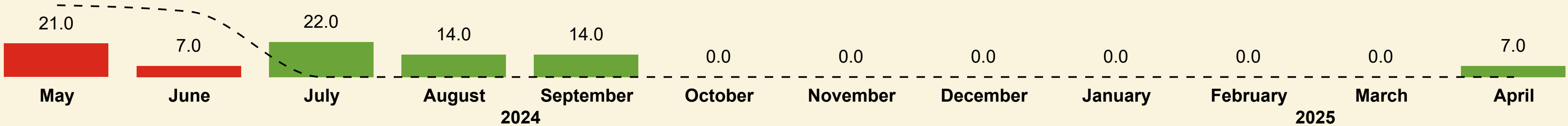
YoY

3.9K

LY: 3.6K (+9.2%)

Tobermory - Kilchoan

This Year
Last Year



This Month YoY

7.0

LY: 0.0

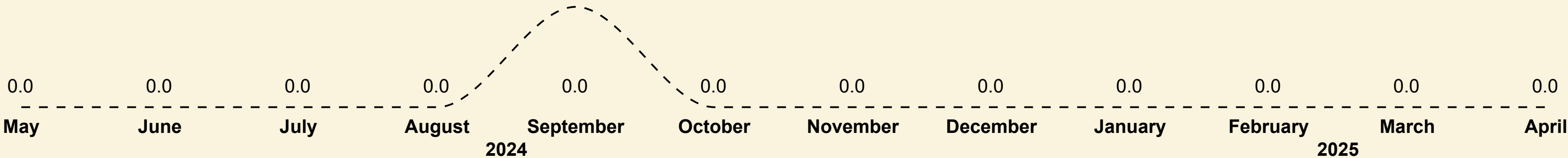
YoY

85.0

LY: 86.0 (-1.2%)

Fionnphort - Iona

This Year
Last Year



This Month YoY

0.0

LY: 0.0

YoY

0.0


LY: 1.0 (-100%)



Shipped Commercial Vehicles

Oban - Craignure

This Year
Last Year



This Month YoY

437

LY: 541 (-19.2%)

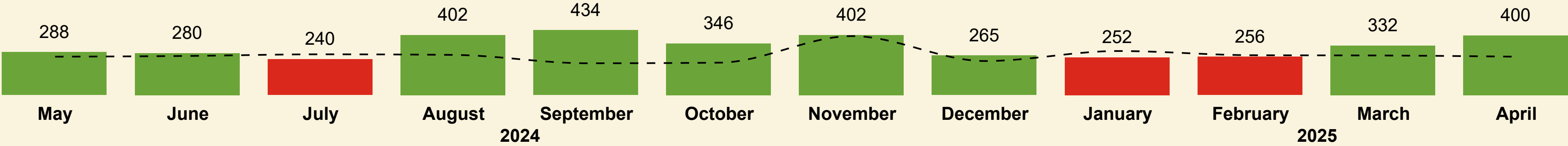
YoY

6,294

LY: 6,045 (+4.1%)

Fishnish - Lochaline

This Year
Last Year



This Month YoY

400

LY: 257 (+55.6%)

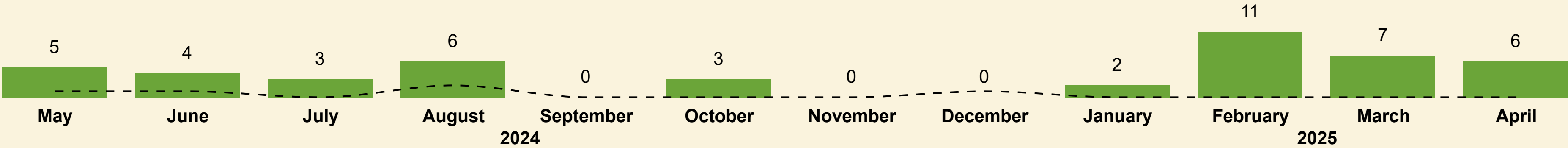
YoY

3,897

LY: 3,198 (+21.9%)

Tobermory - Kilchoan

This Year
Last Year



This Month YoY

6

LY: 0

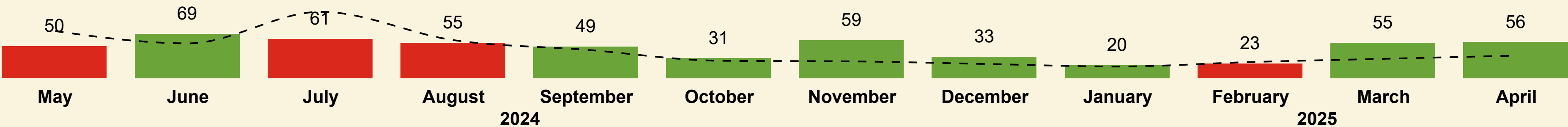
YoY

47

LY: 5 (+840%)

Fionnphort - Iona

This Year
Last Year



This Month YoY

56

LY: 35 (+60%)

YoY

561

LY: 516 (+8.7%)



Shipped Commercial Vehicle Metres

Oban - Craignure



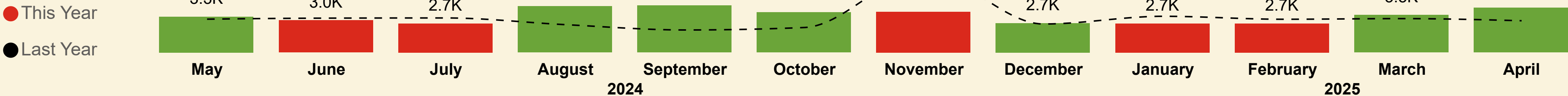
This Month YoY

4.1K
LY: 5.2K (-21.9%)

YoY

62.4K
LY: 61.8K (+1%)

Fishnish - Lochaline



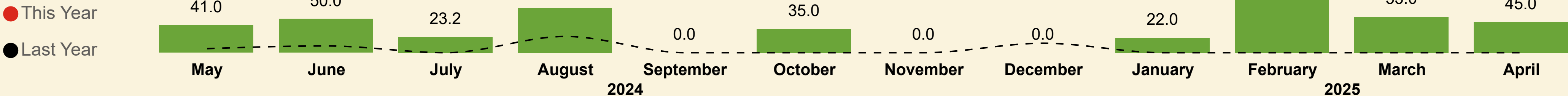
This Month YoY

4.1K
LY: 2.9K (+40.6%)

YoY

40.7K
LY: 38.9K (+4.8%)

Tobermory - Kilchoan



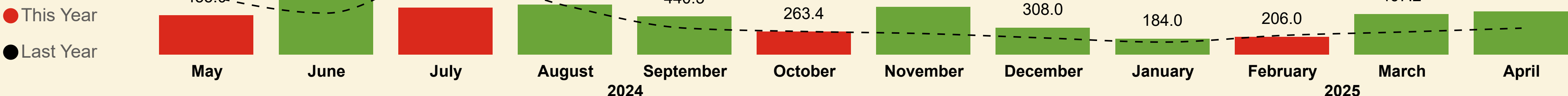
This Month YoY

45.0
LY: 0.0

YoY

428.2
LY: 54.0 (+693%)

Fionnphort - Iona



This Month YoY

499.5
LY: 304.2 (+64.2%)

YoY

5.1K
LY: 4.6K (+12.3%)

Mull Total

Contractual Carrying Groups



This Month YoY

95,986

LY: 77,253 (+24.2%)

YoY

966,716

LY: 917,885 (+5.3%)



This Month YoY

22,157

LY: 19,911 (+11.3%)

YoY

233,871

LY: 225,895 (+3.5%)



This Month YoY

949.20

LY: 1.07K (-11.3%)

YoY

20.31K

LY: 19.98K (+1.7%)



This Month YoY

8.76K

LY: 8.47K (+3.4%)

YoY

108.67K

LY: 105.28K (+3.2%)

Passengers

Year	Month	Last Year	This Year	Variance %
2024	May	116,027	127,025	9.5 %
2024	June	115,848	122,760	6.0 %
2024	July	142,294	149,224	4.9 %
2024	August	153,109	141,964	-7.3 %
2024	September	106,510	118,382	11.1 %
2024	October	63,884	68,412	7.1 %
2024	November	28,908	30,004	3.8 %
2024	December	22,543	22,519	-0.1 %
2025	January	19,957	22,324	11.9 %
2025	February	27,452	28,165	2.6 %
2025	March	44,099	39,951	-9.4 %
2025	April	77,253	95,986	24.2 %
Total		917,885	966,716	5.3 %

Cars

Year	Month	Last Year	This Year	Variance %
2024	May	25,684	27,005	5.1 %
2024	June	25,989	26,055	0.3 %
2024	July	28,626	29,014	1.4 %
2024	August	30,242	30,397	0.5 %
2024	September	24,529	27,042	10.2 %
2024	October	17,698	19,605	10.8 %
2024	November	11,504	10,914	-5.1 %
2024	December	8,986	8,854	-1.5 %
2025	January	7,638	8,727	14.3 %
2025	February	10,262	10,461	1.9 %
2025	March	14,827	13,640	-8.0 %
2025	April	19,911	22,157	11.3 %
Total		225,895	233,871	3.5 %

Coach Metres

Year	Month	Last Year	This Year	Variance %
2024	May	2,958.1	3,239.7	9.5 %
2024	June	3,993.0	3,616.2	-9.4 %
2024	July	3,752.3	3,728.1	-0.6 %
2024	August	3,087.4	3,339.6	8.2 %
2024	September	3,231.8	3,584.4	10.9 %
2024	October	1,375.2	1,316.8	-4.2 %
2024	November	231.1	81.7	-64.6 %
2024	December	39.0	14.7	-62.3 %
2025	January	37.9	74.1	95.5 %
2025	February	33.8	70.0	107.1 %
2025	March	171.0	296.5	73.4 %
2025	April	1,070.0	949.2	-11.3 %
Total		19,980.7	20,310.9	1.7 %

Commercial Vehicle Metres

Year	Month	Last Year	This Year	Variance %
2024	May	10,271.7	8,802.5	-14.3 %
2024	June	9,213.6	9,060.7	-1.7 %
2024	July	11,660.7	8,796.4	-24.6 %
2024	August	9,655.0	11,117.5	15.1 %
2024	September	7,616.9	11,430.1	50.1 %
2024	October	7,882.0	9,710.8	23.2 %
2024	November	11,739.1	9,364.8	-20.2 %
2024	December	6,193.2	6,848.0	10.6 %
2025	January	6,455.9	8,352.7	29.4 %
2025	February	7,726.6	7,586.7	-1.8 %
2025	March	8,389.8	8,841.3	5.4 %
2025	April	8,471.2	8,755.7	3.4 %
Total		105,275.7	108,667.0	3.2 %



Oban - Craignure

Contractual Carrying Groups



This Month YoY

52,209

LY: 45,944 (+13.6%)

YoY

556,952

LY: 552,100 (+0.9%)



This Month YoY

13,071

LY: 13,749 (-4.9%)

YoY

150,248

LY: 153,291 (-2%)



This Month YoY

790.30

LY: 856.40 (-7.7%)

YoY

16.34K

LY: 16.33K (+0%)



This Month YoY

4.09K

LY: 5.23K (-21.9%)

YoY

62.39K

LY: 61.78K (+1%)

Passengers

Year	Month	Last Year	This Year	Variance %
2024	May	67,465	68,862	2.1 %
2024	June	67,769	69,908	3.2 %
2024	July	82,041	84,465	3.0 %
2024	August	86,283	81,085	-6.0 %
2024	September	67,486	68,513	1.5 %
2024	October	40,277	40,298	0.1 %
2024	November	18,864	19,213	1.9 %
2024	December	15,463	13,661	-11.7 %
2025	January	12,705	14,842	16.8 %
2025	February	18,788	19,313	2.8 %
2025	March	29,015	24,583	-15.3 %
2025	April	45,944	52,209	13.6 %
Total		552,100	556,952	0.9 %

Cars

Year	Month	Last Year	This Year	Variance %
2024	May	17,406	16,586	-4.7 %
2024	June	17,587	17,872	1.6 %
2024	July	19,224	19,723	2.6 %
2024	August	20,301	20,015	-1.4 %
2024	September	18,545	18,713	0.9 %
2024	October	12,065	12,295	1.9 %
2024	November	6,655	6,492	-2.4 %
2024	December	5,994	4,830	-19.4 %
2025	January	4,605	5,691	23.6 %
2025	February	6,838	6,820	-0.3 %
2025	March	10,323	8,140	-21.1 %
2025	April	13,749	13,071	-4.9 %
Total		153,291	150,248	-2.0 %

Coach Metres

Year	Month	Last Year	This Year	Variance %
2024	May	2,299.8	2,475.6	7.6 %
2024	June	3,038.0	2,966.1	-2.4 %
2024	July	2,857.3	2,989.4	4.6 %
2024	August	2,868.1	2,616.8	-8.8 %
2024	September	2,824.5	3,067.6	8.6 %
2024	October	1,189.8	967.3	-18.7 %
2024	November	211.1	50.7	-76.0 %
2024	December	27.0	14.7	-45.6 %
2025	January	19.9	61.1	207.0 %
2025	February	20.8	70.0	236.5 %
2025	March	122.0	270.9	122.0 %
2025	April	856.4	790.3	-7.7 %
Total		16,334.7	16,340.4	0.0 %

Commercial Vehicle Metres

Year	Month	Last Year	This Year	Variance %
2024	May	6,508.9	5,004.1	-23.1 %
2024	June	5,551.5	5,408.5	-2.6 %
2024	July	7,548.5	5,554.5	-26.4 %
2024	August	6,497.2	6,191.8	-4.7 %
2024	September	5,233.9	6,640.1	26.9 %
2024	October	5,308.6	5,692.5	7.2 %
2024	November	4,137.0	5,045.7	22.0 %
2024	December	3,356.1	3,830.1	14.1 %
2025	January	2,968.1	5,464.2	84.1 %
2025	February	4,435.5	4,614.6	4.0 %
2025	March	5,001.5	4,855.6	-2.9 %
2025	April	5,233.3	4,085.3	-21.9 %
Total		61,780.0	62,387.0	1.0 %



Fishnish - Lochaline

Contractual Carrying Groups



This Month YoY

14,884

LY: 10,014 (+48.6%)

YoY

136,463

LY: 113,985 (+19.7%)



This Month YoY

6,865

LY: 4,552 (+50.8%)

YoY

62,960

LY: 53,480 (+17.7%)



This Month YoY

151.90

LY: 213.60 (-28.9%)

YoY

3.89K

LY: 3.56K (+9.2%)



This Month YoY

4.13K

LY: 2.93K (+40.6%)

YoY

40.72K

LY: 38.87K (+4.8%)

Passengers

Year	Month	Last Year	This Year	Variance %
2024	May	12,611	17,882	41.8 %
2024	June	14,153	13,958	-1.4 %
2024	July	16,428	16,480	0.3 %
2024	August	15,907	19,770	24.3 %
2024	September	9,430	13,142	39.4 %
2024	October	9,337	11,825	26.6 %
2024	November	5,606	6,124	9.2 %
2024	December	4,664	5,984	28.3 %
2025	January	4,556	4,051	-11.1 %
2025	February	4,795	4,990	4.1 %
2025	March	6,484	7,373	13.7 %
2025	April	10,014	14,884	48.6 %
Total		113,985	136,463	19.7 %

Cars

Year	Month	Last Year	This Year	Variance %
2024	May	5,790	7,880	36.1 %
2024	June	5,966	5,935	-0.5 %
2024	July	6,772	6,581	-2.8 %
2024	August	6,727	8,136	20.9 %
2024	September	4,062	5,977	47.1 %
2024	October	4,640	5,771	24.4 %
2024	November	4,027	3,423	-15.0 %
2024	December	2,352	3,265	38.8 %
2025	January	2,398	2,230	-7.0 %
2025	February	2,639	2,729	3.4 %
2025	March	3,555	4,168	17.2 %
2025	April	4,552	6,865	50.8 %
Total		53,480	62,960	17.7 %

Coach Metres

Year	Month	Last Year	This Year	Variance %
2024	May	613.3	743.1	21.2 %
2024	June	914.0	643.1	-29.6 %
2024	July	895.0	716.7	-19.9 %
2024	August	219.3	708.8	223.2 %
2024	September	406.3	502.8	23.8 %
2024	October	185.4	349.5	88.5 %
2024	November	20.0	31.0	55.0 %
2024	December	12.0	0.0	-100.0 %
2025	January	18.0	13.0	-27.8 %
2025	February	13.0	0.0	-100.0 %
2025	March	49.0	25.6	-47.8 %
2025	April	213.6	151.9	-28.9 %
Total		3,559.0	3,885.5	9.2 %

Commercial Vehicle Metres

Year	Month	Last Year	This Year	Variance %
2024	May	3,079.0	3,302.3	7.3 %
2024	June	3,174.0	2,966.1	-6.6 %
2024	July	3,190.0	2,675.6	-16.1 %
2024	August	2,569.3	4,281.3	66.6 %
2024	September	2,078.5	4,349.7	109.3 %
2024	October	2,307.9	3,719.9	61.2 %
2024	November	7,361.1	3,768.7	-48.8 %
2024	December	2,632.1	2,709.9	3.0 %
2025	January	3,344.8	2,682.5	-19.8 %
2025	February	3,071.1	2,673.1	-13.0 %
2025	March	3,128.8	3,465.5	10.8 %
2025	April	2,933.7	4,125.9	40.6 %
Total		38,870.3	40,720.3	4.8 %



Tobermory - Kilchoan

Contractual Carrying Groups



This Month YoY

5,287

LY: 3,924 (+34.7%)

YoY

45,965

LY: 44,562 (+3.1%)



This Month YoY

1,398

LY: 932 (+50%)

YoY

12,169

LY: 11,107 (+9.6%)



This Month YoY

7.00

LY: 0.00

YoY

85.00

LY: 86.00 (-1.2%)



This Month YoY

45.00

LY: 0.00

YoY

428.20

LY: 54.00 (+693%)

Passengers

Year	Month	Last Year	This Year	Variance %
2024	May	6,041	6,932	14.7 %
2024	June	6,217	5,671	-8.8 %
2024	July	8,359	8,513	1.8 %
2024	August	9,697	6,452	-33.5 %
2024	September	4,413	5,421	22.8 %
2024	October	1,730	3,016	74.3 %
2024	November	797	1,016	27.5 %
2024	December	527	708	34.3 %
2025	January	541	680	25.7 %
2025	February	949	790	-16.8 %
2025	March	1,367	1,479	8.2 %
2025	April	3,924	5,287	34.7 %
Total		44,562	45,965	3.1 %

Cars

Year	Month	Last Year	This Year	Variance %
2024	May	1,723	1,838	6.7 %
2024	June	1,652	1,600	-3.1 %
2024	July	1,774	1,956	10.3 %
2024	August	2,398	1,402	-41.5 %
2024	September	1,164	1,602	37.6 %
2024	October	358	888	148.0 %
2024	November	212	327	54.2 %
2024	December	167	226	35.3 %
2025	January	182	196	7.7 %
2025	February	274	242	-11.7 %
2025	March	271	494	82.3 %
2025	April	932	1,398	50.0 %
Total		11,107	12,169	9.6 %

Coach Metres

Year	Month	Last Year	This Year	Variance %
2024	May	45.0	21.0	-53.3 %
2024	June	41.0	7.0	-82.9 %
2024	July	0.0	22.0	0.0 %
2024	August	0.0	14.0	0.0 %
2024	September	0.0	14.0	0.0 %
2024	October	0.0	0.0	0.0 %
2024	November	0.0	0.0	0.0 %
2024	December	0.0	0.0	0.0 %
2025	January	0.0	0.0	0.0 %
2025	February	0.0	0.0	0.0 %
2025	March	0.0	0.0	0.0 %
2025	April	0.0	7.0	0.0 %
Total		86.0	85.0	-1.2 %

Commercial Vehicle Metres

Year	Month	Last Year	This Year	Variance %
2024	May	6.0	41.0	583.3 %
2024	June	10.0	50.0	400.0 %
2024	July	0.0	23.2	0.0 %
2024	August	24.0	66.0	175.0 %
2024	September	0.0	0.0	0.0 %
2024	October	0.0	35.0	0.0 %
2024	November	0.0	0.0	0.0 %
2024	December	14.0	0.0	-100.0 %
2025	January	0.0	22.0	0.0 %
2025	February	0.0	93.0	0.0 %
2025	March	0.0	53.0	0.0 %
2025	April	0.0	45.0	0.0 %
Total		54.0	428.2	693.0 %

Fionnphort - Iona

Contractual Carrying Groups



This Month YoY

23,606

LY: 17,371 (+35.9%)

YoY

227,336

LY: 207,237 (+9.7%)



This Month YoY

823

LY: 678 (+21.4%)

YoY

8,494

LY: 8,016 (+6%)



This Month YoY

0.00

LY: 0.00

YoY

0.00

LY: 1.00 (-100%)



This Month YoY

499.50

LY: 304.20 (+64.2%)

YoY

5.13K

LY: 4.57K (+12.3%)

Passengers

Year	Month	Last Year	This Year	Variance %
2024	May	29,910	33,349	11.5 %
2024	June	27,709	33,223	19.9 %
2024	July	35,466	39,766	12.1 %
2024	August	41,222	34,657	-15.9 %
2024	September	25,181	31,306	24.3 %
2024	October	12,540	13,273	5.8 %
2024	November	3,641	3,651	0.3 %
2024	December	1,889	2,166	14.7 %
2025	January	2,155	2,751	27.7 %
2025	February	2,920	3,072	5.2 %
2025	March	7,233	6,516	-9.9 %
2025	April	17,371	23,606	35.9 %
Total		207,237	227,336	9.7 %

Cars

Year	Month	Last Year	This Year	Variance %
2024	May	765	701	-8.3 %
2024	June	784	648	-17.3 %
2024	July	856	754	-11.9 %
2024	August	816	844	3.4 %
2024	September	758	750	-1.1 %
2024	October	635	651	2.5 %
2024	November	610	672	10.2 %
2024	December	473	533	12.7 %
2025	January	453	610	34.7 %
2025	February	511	670	31.1 %
2025	March	678	838	23.6 %
2025	April	678	823	21.4 %
Total		8,016	8,494	6.0 %

Coach Metres

Year	Month	Last Year	This Year	Variance %
2024	May	0.0	0.0	0.0 %
2024	June	0.0	0.0	0.0 %
2024	July	0.0	0.0	0.0 %
2024	August	0.0	0.0	0.0 %
2024	September	1.0	0.0	-100.0 %
2024	October	0.0	0.0	0.0 %
2024	November	0.0	0.0	0.0 %
2024	December	0.0	0.0	0.0 %
2025	January	0.0	0.0	0.0 %
2025	February	0.0	0.0	0.0 %
2025	March	0.0	0.0	0.0 %
2025	April	0.0	0.0	0.0 %
Total		1.0	0.0	-100.0 %

Commercial Vehicle Metres

Year	Month	Last Year	This Year	Variance %
2024	May	677.8	455.0	-32.9 %
2024	June	478.1	636.2	33.1 %
2024	July	922.3	543.1	-41.1 %
2024	August	564.5	578.4	2.5 %
2024	September	304.5	440.3	44.6 %
2024	October	265.5	263.4	-0.8 %
2024	November	241.0	550.5	128.4 %
2024	December	191.0	308.0	61.3 %
2025	January	143.0	184.0	28.7 %
2025	February	220.0	206.0	-6.4 %
2025	March	259.5	467.2	80.0 %
2025	April	304.2	499.5	64.2 %
Total		4,571.4	5,131.6	12.3 %



Cars



Oban - Craignure

Year	Month	Last Year	This Year	Var %
2024	May	9,427	12,770	35.5 %
2024	June	11,197	15,092	34.8 %
2024	July	15,360	16,705	8.8 %
2024	August	14,850	16,446	10.7 %
2024	September	14,305	14,364	0.4 %
2024	October	9,133	9,385	2.8 %
2024	November	5,208	4,994	-4.1 %
2024	December	4,738	3,892	-17.9 %
2025	January	3,649	4,354	19.3 %
2025	February	5,369	5,376	0.1 %
2025	March	8,264	6,448	-22.0 %
2025	April	10,819	10,265	-5.1 %
Total		112,319	120,091	6.9 %

Fishnish - Lochaline

Year	Month	Last Year	This Year	Var %
2024	May	3,329	5,770	73.3 %
2024	June	3,012	4,408	46.3 %
2024	July	3,628	4,782	31.8 %
2024	August	4,557	6,042	32.6 %
2024	September	2,842	4,264	50.0 %
2024	October	3,098	3,930	26.9 %
2024	November	1,701	2,280	34.0 %
2024	December	1,589	2,258	42.1 %
2025	January	1,535	1,404	-8.5 %
2025	February	1,716	1,848	7.7 %
2025	March	2,334	2,845	21.9 %
2025	April	3,280	4,792	46.1 %
Total		32,621	44,623	36.8 %

Tobermory - Kilchoan


Year	Month	Last Year	This Year	Var %
2024	May	1,053	1,337	27.0 %
2024	June	918	1,207	31.5 %
2024	July	1,240	1,530	23.4 %
2024	August	1,728	1,057	-38.8 %
2024	September	781	1,146	46.7 %
2024	October	194	707	264.4 %
2024	November	122	276	126.2 %
2024	December	126	189	50.0 %
2025	January	156	177	13.5 %
2025	February	251	214	-14.7 %
2025	March	226	395	74.8 %
2025	April	718	1,084	51.0 %
Total		7,513	9,319	24.0 %

Fionnphort - Iona

Year	Month	Last Year	This Year	Var %
2024	May	243	106	-56.4 %
2024	June	40	85	112.5 %
2024	July	101	202	100.0 %
2024	August	105	379	261.0 %
2024	September	48	350	629.2 %
2024	October	49	263	436.7 %
2024	November	25	298	1092.0 %
2024	December	48	262	445.8 %
2025	January	79	375	374.7 %
2025	February	87	345	296.6 %
2025	March	74	465	528.4 %
2025	April	76	504	563.2 %
Total		975	3,634	272.7 %



LGVs



Oban - Craignure				
Year	Month	Last Year	This Year	Var %
2024	May	1,194	1,067	-10.6 %
2024	June	948	1,230	29.7 %
2024	July	1,010	1,255	24.3 %
2024	August	1,159	1,206	4.1 %
2024	September	1,179	1,170	-0.8 %
2024	October	1,030	1,194	15.9 %
2024	November	867	916	5.7 %
2024	December	807	635	-21.3 %
2025	January	686	885	29.0 %
2025	February	1,045	982	-6.0 %
2025	March	1,258	1,103	-12.3 %
2025	April	1,190	1,002	-15.8 %
Total		12,373	12,645	2.2 %


Fishnish - Lochaline				
Year	Month	Last Year	This Year	Var %
2024	May	229	907	296.1 %
2024	June	255	650	154.9 %
2024	July	217	902	315.7 %
2024	August	378	936	147.6 %
2024	September	291	711	144.3 %
2024	October	444	886	99.5 %
2024	November	402	824	105.0 %
2024	December	268	771	187.7 %
2025	January	495	698	41.0 %
2025	February	429	719	67.6 %
2025	March	423	876	107.1 %
2025	April	458	933	103.7 %
Total		4,289	9,813	128.8 %

Tobermory - Kilchoan				
Year	Month	Last Year	This Year	Var %
2024	May	14	36	157.1 %
2024	June	16	47	193.8 %
2024	July	9	41	355.6 %
2024	August	50	25	-50.0 %
2024	September	30	42	40.0 %
2024	October	12	33	175.0 %
2024	November	2	15	650.0 %
2024	December	10	10	0.0 %
2025	January	3	10	233.3 %
2025	February	2	15	650.0 %
2025	March	3	44	1366.7 %
2025	April	21	46	119.0 %
Total		172	364	111.6 %

Fionnphort - Iona				
Year	Month	Last Year	This Year	Var %
2024	May	119	29	-75.6 %
2024	June	17	33	94.1 %
2024	July	25	52	108.0 %
2024	August	50	144	188.0 %
2024	September	34	162	376.5 %
2024	October	32	96	200.0 %
2024	November	28	242	764.3 %
2024	December	59	160	171.2 %
2025	January	45	193	328.9 %
2025	February	59	250	323.7 %
2025	March	36	308	755.6 %
2025	April	45	314	597.8 %
Total		549	1,983	261.2 %



Motorhomes



Oban - Craignure				
Year	Month	Last Year	This Year	Var %
2024	May	1,088	1,885	73.3 %
2024	June	1,255	1,824	45.3 %
2024	July	1,363	1,840	35.0 %
2024	August	1,624	1,797	10.7 %
2024	September	1,663	1,928	15.9 %
2024	October	785	887	13.0 %
2024	November	196	237	20.9 %
2024	December	141	137	-2.8 %
2025	January	103	129	25.2 %
2025	February	178	184	3.4 %
2025	March	523	341	-34.8 %
2025	April	1,274	1,494	17.3 %
Total		10,193	12,683	24.4 %

Fishnish - Lochaline				
Year	Month	Last Year	This Year	Var %
2024	May	263	948	260.5 %
2024	June	291	541	85.9 %
2024	July	255	567	122.4 %
2024	August	439	738	68.1 %
2024	September	294	557	89.5 %
2024	October	203	407	100.5 %
2024	November	51	80	56.9 %
2024	December	19	54	184.2 %
2025	January	28	25	-10.7 %
2025	February	37	57	54.1 %
2025	March	103	142	37.9 %
2025	April	368	721	95.9 %
Total		2,351	4,837	105.7 %

Tobermory - Kilchoan				
Year	Month	Last Year	This Year	Var %
2024	May	235	394	67.7 %
2024	June	185	283	53.0 %
2024	July	233	290	24.5 %
2024	August	334	237	-29.0 %
2024	September	165	312	89.1 %
2024	October	25	108	332.0 %
2024	November	16	11	-31.3 %
2024	December	3	9	200.0 %
2025	January	2	2	0.0 %
2025	February	2	10	400.0 %
2025	March	17	31	82.4 %
2025	April	129	200	55.0 %
Total		1,346	1,887	40.2 %

Fionnphort - Iona				
Year	Month	Last Year	This Year	Var %
2024	May	1	0	-100.0 %
2024	June	0	0	0.0 %
2024	July	0	0	0.0 %
2024	August	0	2	0.0 %
2024	September	0	3	0.0 %
2024	October	0	4	0.0 %
2024	November	0	4	0.0 %
2024	December	0	2	0.0 %
2025	January	0	4	0.0 %
2025	February	0	3	0.0 %
2025	March	0	4	0.0 %
2025	April	0	0	0.0 %
Total		1	26	2500.0 %



Reliability & Punctuality



Reliability									
Route		Fionnphort - Iona		Fishnish - Lochaline		Oban - Craignure		Tobermory - Kilchoan	
Year	Month	Contractual	Actual	Contractual	Actual	Contractual	Actual	Contractual	Actual
2024	May	99.6%	99.6%	99.8%	99.8%	100.0%	96.8%	100.0%	98.6%
	June	100.0%	98.5%	99.7%	99.2%	99.0%	98.5%	99.5%	99.5%
	July	100.0%	100.0%	100.0%	100.0%	99.7%	98.1%	99.5%	98.1%
	August	99.8%	97.9%	100.0%	100.0%	99.7%	95.2%	99.5%	92.8%
	September	100.0%	98.9%	99.2%	99.2%	99.7%	97.3%	100.0%	95.0%
	October	99.7%	89.8%	97.2%	96.1%	100.0%	90.1%	100.0%	95.2%
	November	100.0%	94.0%	99.7%	98.3%	99.4%	92.0%	100.0%	96.5%
	December	99.5%	77.5%	99.6%	93.8%	83.7%	68.3%	100.0%	89.0%
2025	January	99.1%	81.7%	100.0%	95.5%	99.4%	95.1%	97.6%	92.9%
	February	100.0%	89.9%	99.6%	98.2%	100.0%	94.7%	100.0%	86.3%
	March	100.0%	96.8%	100.0%	100.0%	98.3%	95.9%	100.0%	95.1%
	April	100.0%	100.0%	100.0%	99.8%	92.9%	91.7%	100.0%	96.5%
Total		99.8%	95.4%	99.6%	98.5%	97.8%	93.4%	99.7%	95.5%



Punctuality									
Route		Fionnphort - Iona		Fishnish - Lochaline		Oban - Craignure		Tobermory - Kilchoan	
Year	Month	Contractual	Actual	Contractual	Actual	Contractual	Actual	Contractual	Actual
2024	May	99.9%	97.6%	99.4%	97.3%	98.5%	86.4%	93.9%	88.6%
	June	100.0%	96.1%	100.0%	99.7%	99.0%	89.4%	99.2%	95.5%
	July	100.0%	96.6%	99.6%	98.4%	99.7%	95.5%	99.8%	99.0%
	August	100.0%	97.0%	99.3%	95.9%	98.7%	87.3%	99.7%	98.7%
	September	99.9%	97.4%	99.4%	91.2%	98.6%	90.9%	100.0%	98.4%
	October	100.0%	97.8%	100.0%	99.7%	98.6%	85.3%	100.0%	99.1%
	November	99.8%	97.4%	99.8%	99.1%	98.5%	92.2%	98.2%	91.0%
	December	99.7%	85.8%	99.8%	98.3%	99.6%	42.0%	97.9%	94.5%
2025	January	100.0%	94.8%	100.0%	99.6%	98.8%	80.4%	100.0%	98.7%
	February	99.7%	91.9%	99.4%	97.2%	99.4%	93.0%	100.0%	100.0%
	March	98.2%	91.2%	99.8%	99.4%	99.6%	87.1%	100.0%	98.5%
	April	100.0%	97.1%	99.6%	96.1%	98.5%	93.2%	100.0%	98.5%
Total		99.8%	95.9%	99.7%	97.5%	98.9%	87.1%	99.0%	96.7%



Reliability & Punctuality Summary

Summary of Scheduled, Operated, Cancelled & Diverted Sailings by Route and Leg

Year	Month	Route	Leg	Operated Sailings	Scheduled Sailings	Additional Sailings	Cancelled Sailings	Diverted Sailings
2025	April	Fionnphort - Iona	Fionnphort-Iona	447	442	5	0	0
2025	April	Fionnphort - Iona	Iona-Fionnphort	465	461	4	0	0
2025	April	Fishnish - Lochaline	Fishnish-Lochaline	400	400	1	1	0
2025	April	Fishnish - Lochaline	Lochaline-Fishnish	400	400	1	1	0
2025	April	Oban - Craginure	Craginure-Castlebay	2		2	0	0
2025	April	Oban - Craginure	Craginure-Oban	271	296	0	25	0
2025	April	Oban - Craginure	Oban-Craginure	272	296	0	24	0
2025	April	Tobermory - Kilchoan	Kilchoan-Tobermory	195	202	0	7	0
2025	April	Tobermory - Kilchoan	Tobermory-Kilchoan	195	202	0	7	0
Total				2,647	2,699	13	65	0

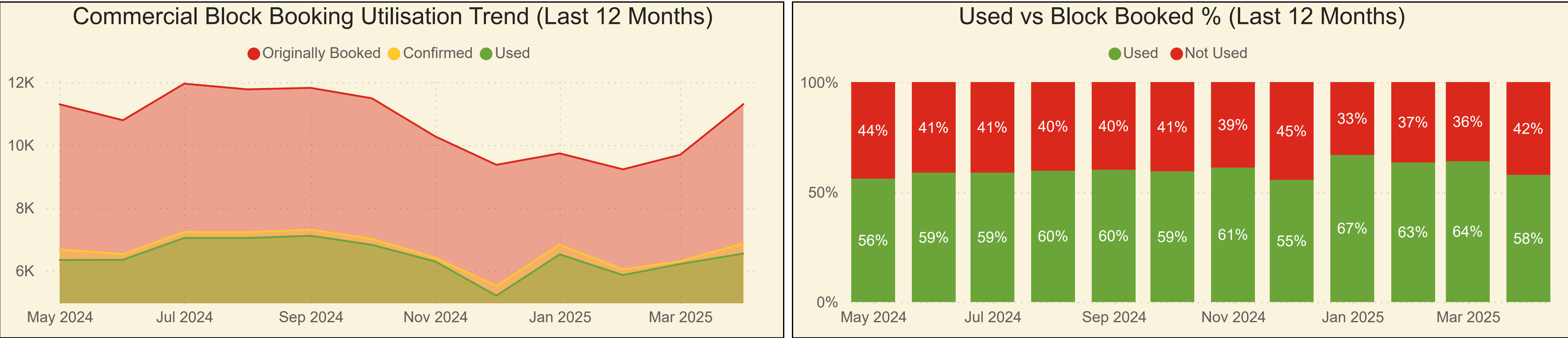
Summary of Cancellations, Lateness & Relief Events by Route and Leg

Year	Month	Route	Leg	Cancelled Sailings	Cancelled (Relief)	Cancelled (No Relief)	On Time	Level 1 Late	Level 1 (Relief)	Level 1 (No Relief)	Level 2 Late	Level 2 (Relief)	Level 2 (No Relief)
2025	April	Fionnphort - Iona	Fionnphort-Iona	0	0	0	427	12	12	0	1	1	0
2025	April	Fionnphort - Iona	Iona-Fionnphort	0	0	0	445	11	11	0	2	2	0
2025	April	Fishnish - Lochaline	Fishnish-Lochaline	1	1	0	384	7	6	1	8	8	0
2025	April	Fishnish - Lochaline	Lochaline-Fishnish	1	1	0	383	8	7	1	8	7	1
2025	April	Oban - Craginure	Craginure-Castlebay	0	0	0	0	0	0	0	0	0	0
2025	April	Oban - Craginure	Craginure-Oban	25	4	21	250	19	14	5	2	0	2
2025	April	Oban - Craginure	Oban-Craginure	24	3	21	256	12	11	1	4	4	0
2025	April	Tobermory - Kilchoan	Kilchoan-Tobermory	7	7	0	193	2	2	0	0	0	0
2025	April	Tobermory - Kilchoan	Tobermory-Kilchoan	7	7	0	191	3	3	0	1	1	0
Total				65	23	42	2,529	74	66	8	26	23	3



Block Booked vs Utilised

Route Name	Month Year	Originally Booked	Booked 24hrs Prior	Confirmed	No Show	Used	Confirmed vs Block Booked	Used vs Confirmed	Used vs Block Booked
Oban - Craignure	May-2024	11,296	7,656	6,668	335	6,334	59%	95%	56%
Oban - Craignure	Jun-2024	10,787	7,441	6,523	183	6,341	60%	97%	59%
Oban - Craignure	Jul-2024	11,953	8,477	7,225	188	7,037	60%	97%	59%
Oban - Craignure	Aug-2024	11,772	8,328	7,216	181	7,035	61%	97%	60%
Oban - Craignure	Sep-2024	11,819	8,577	7,301	194	7,107	62%	97%	60%
Oban - Craignure	Oct-2024	11,486	7,687	7,008	190	6,818	61%	97%	59%
Oban - Craignure	Nov-2024	10,272	8,015	6,408	120	6,288	62%	98%	61%
Oban - Craignure	Dec-2024	9,367	6,867	5,505	307	5,198	59%	94%	55%
Oban - Craignure	Jan-2025	9,731	8,059	6,820	305	6,515	70%	96%	67%
Oban - Craignure	Feb-2025	9,223	7,417	6,033	179	5,854	65%	97%	63%
Oban - Craignure	Mar-2025	9,686	7,932	6,295	88	6,207	65%	99%	64%
Oban - Craignure	Apr-2025	11,301	8,790	6,863	322	6,541	61%	95%	58%
Total		128,692	95,246	79,866	2,590	77,275	62%	97%	60%



Note: This report shows block bookings made by block booking customers for any commercial vehicle over 6 metres in length or any LGV that consumes High Lane Metreage. It does not include any bookings on sailings that were cancelled by CalMac. High Lane Metreage refers to deck meterage for high vehicles such as Commercials or LGVs.