









Islay

Winter

KENNACRAIG – PORT ELLEN / PORT ASKAIG

TEXT CODE 09

Before you travel: The timetable below is subject to change. Visit the [service status](#) page for the latest information on this route. For live updates on the go, download the CalMac [app](#).

								
DAY	Coach Arrive K'craig from Glasgow	K'craig Depart	Port Ellen Arrive	Port Askaig Arrive	Port Askaig Depart	Port Ellen Depart	K'craig Arrive	Coach Depart K'craig to Glasgow
MON- FRI	-	07:00 B	09:10 B	-	-	09:45 B	11:55 B	12:35
	12:27	13:00	-	14:55	15:30	-	17:25	15:15
	17:37	18:00 AB	-	19:55 AB	20:15 AB	-	22:10 AB	-
SAT	-	08:00 C	-	09:55 C	13:00	-	14:55	15:15
	15:12	15:30	17:40	-	-	-	-	-
See Colonsay timetable for full Saturday Port Askaig / Colonsay / Oban / Kennacraig Connections								
SUN	-	-	-	-	-	10:00	12:10	12:35
	12:27	13:00	-	14:55	15:30	-	17:25	17:55
	17:37	18:00	-	19:55	20:15	-	22:10	-

CODE

A	Not on 24 & 31 December
B	Not on 26 December
C	On Saturdays some services operate to Colonsay. Please see Colonsay timetable for further timetable information.

NOTE

All vehicle drivers and their passengers must be in possession of a valid travel ticket and be available for boarding no later than 30 minutes before departure otherwise travel cannot be guaranteed. Foot passenger check-in closes 10 minutes before departure.
No service 25 December and 1 January
On Saturdays some services operate to Colonsay. Please see table 10 for further timetable information
Commercial vehicle bookings are handled at individual ports. When calling your selected port to make a commercial vehicle booking, please select option 2 on a touch-tone phone. Contact Kennacraig port office on 01880 280281 or Port Ellen on 01496 730172
Coach connections are not guaranteed as some coaches arrive/depart with less than the necessary transfer time. For further information on coach services, visit www.citylink.co.uk
Light goods vehicles exceeding 6 metres in length or 3.5 tonnes in weight, or 3 metres in height, or 2.3 metres in width are charged at commercial vehicle rate.