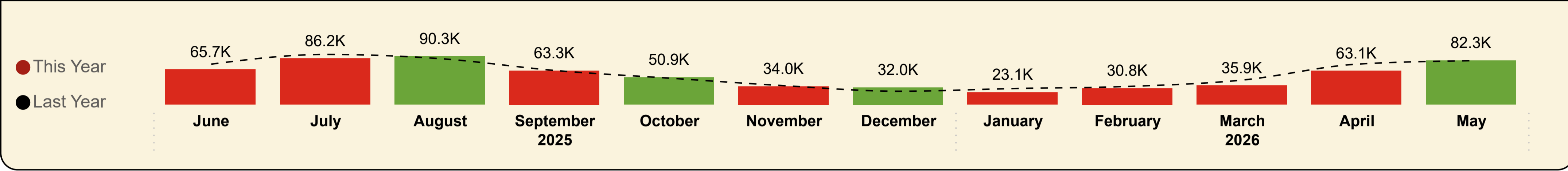




Shipped Passengers

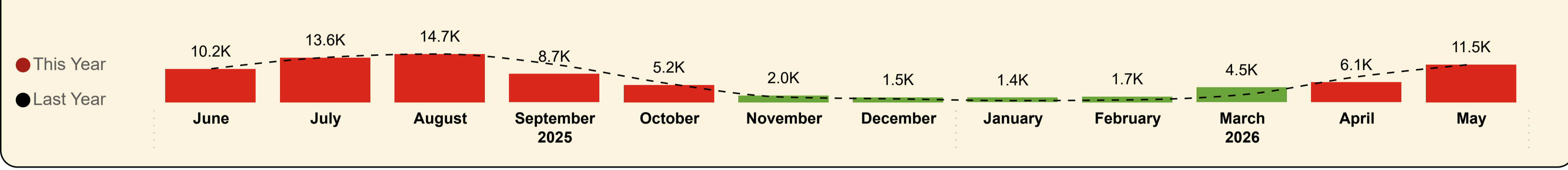
Ardrossan - Brodick



This Month YoY
82,264
LY: 81,835 (+0.52%)

YoY
657,779
LY: 695,041 (-5.4%)

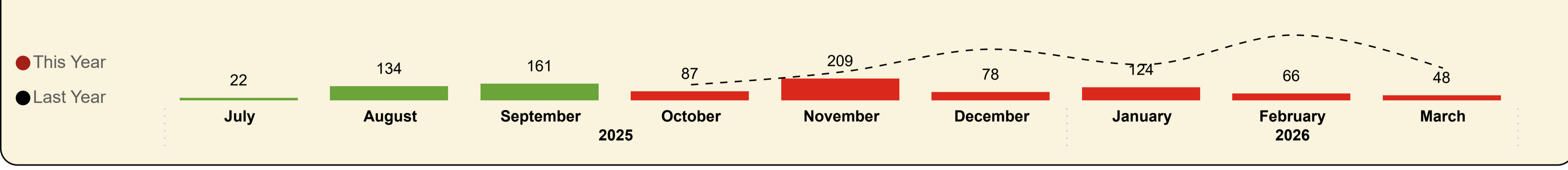
Claonaig - Lochranza



This Month YoY
11,473
LY: 11,573 (-0.86%)

YoY
81,087
LY: 81,213 (-0.2%)

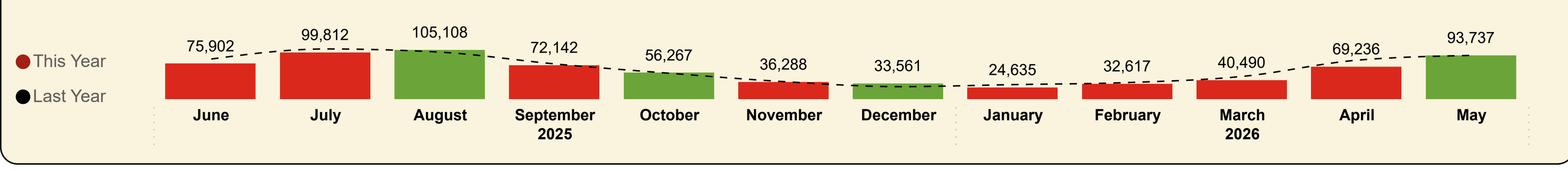
Tarbert LF - Lochranza



This Month YoY

YoY
929
LY: 2,191 (-57.6%)

Arran Total



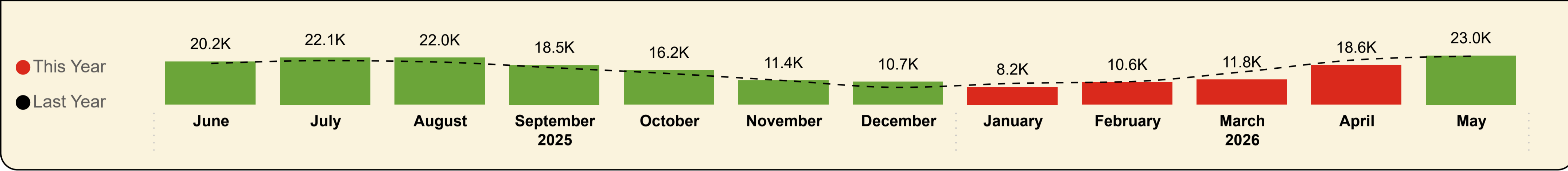
This Month YoY
93,737
LY: 93,408 (+0.35%)

YoY
739,795
LY: 778,445 (-5%)



Shipped Cars

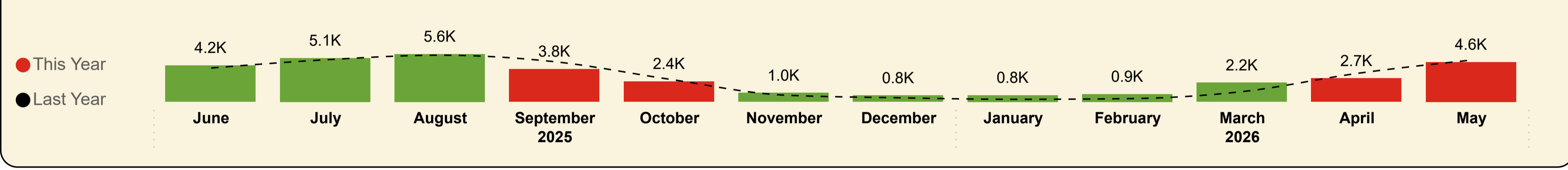
Ardrossan - Brodick



This Month YoY
22,990
LY: 22,702 (+1.27%)

YoY
193,351
LY: 190,832 (+1.3%)

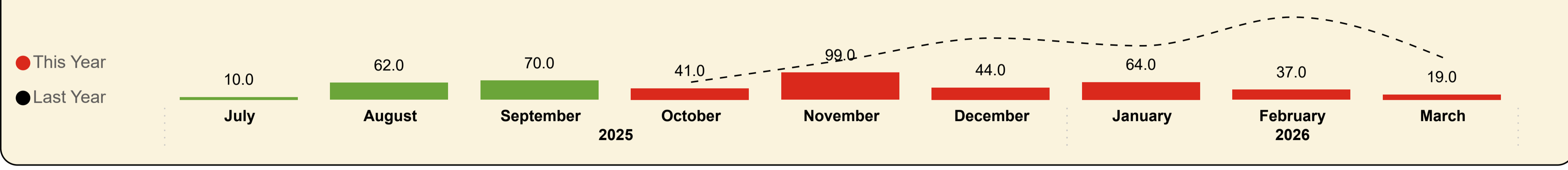
Claonaig - Lochranza



This Month YoY
4,623
LY: 4,851 (-4.7%)

YoY
34,072
LY: 32,752 (+4%)


Tarbert LF - Lochranza



This Month YoY

YoY
446
LY: 1,080 (-58.7%)

Arran Total



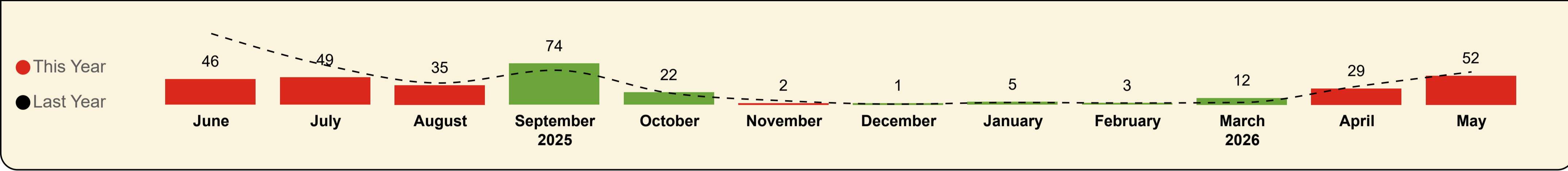
This Month YoY
27,613
LY: 27,553 (+0.22%)

YoY
227,869
LY: 224,664 (+1.4%)



Shipped Coaches

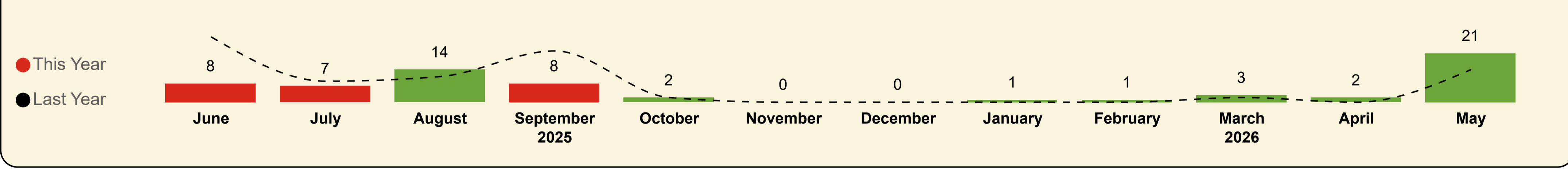
Ardrossan - Brodick



This Month YoY
52
LY: 59 (-11.86%)

YoY
330
LY: 432 (-23.6%)

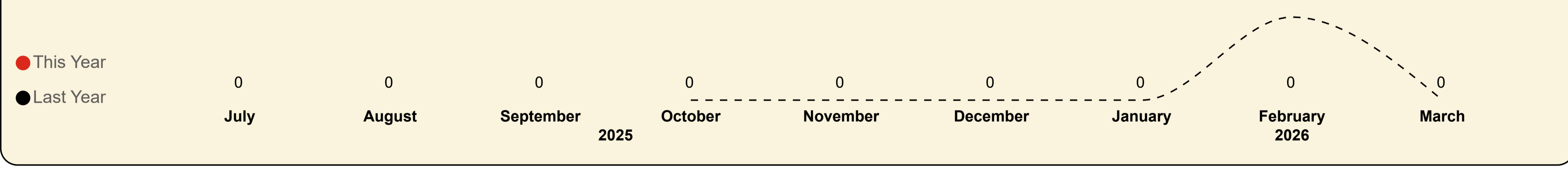
Claonaig - Lochranza



This Month YoY
21
LY: 14 (+50%)

YoY
67
LY: 88 (-23.9%)

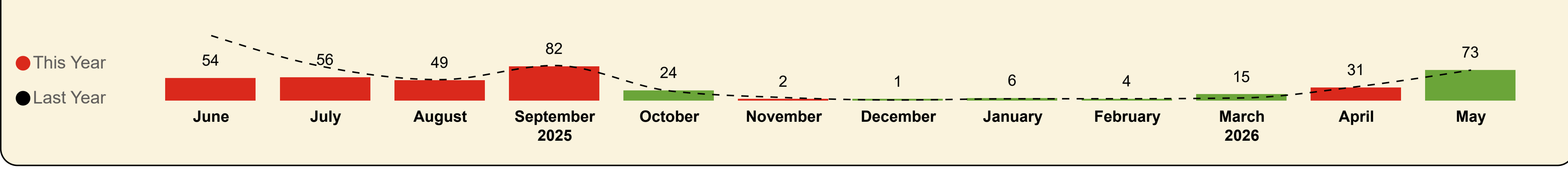
Tarbert LF - Lochranza



This Month YoY
0

YoY
0
LY: 1 (-100%)

Arran Total



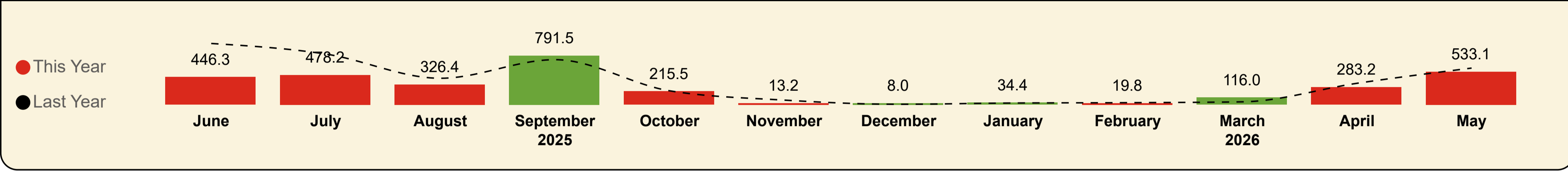
This Month YoY
73
LY: 73 (+0%)

YoY
397
LY: 521 (-23.8%)



Shipped Coach Metres

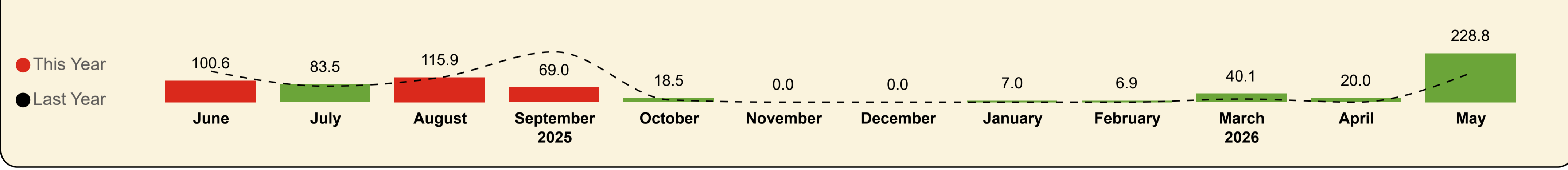
Ardrossan - Brodick



This Month YoY
533.1
LY: 590.8 (-9.8%)

YoY
3.3K
LY: 4.3K (-24.1%)

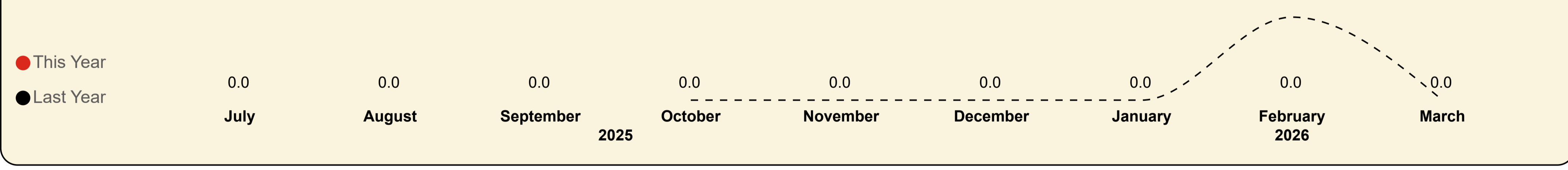
Claonaig - Lochranza



This Month YoY
228.8
LY: 137.0 (+67%)

YoY
690.3
LY: 734.1 (-6%)

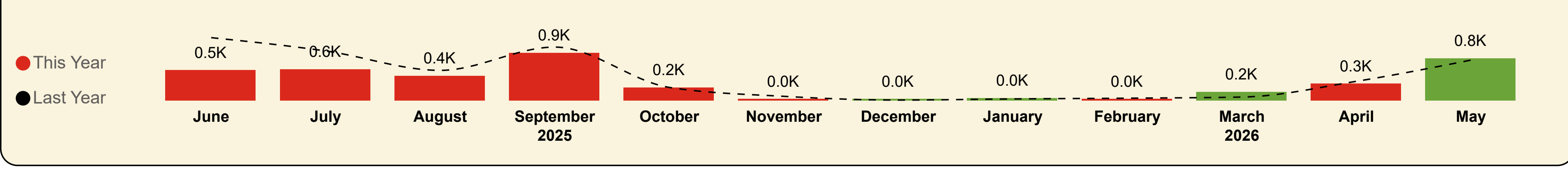
Tarbert LF - Lochranza



This Month YoY
0.0

YoY
0.0
LY: 8.0 (-100%)

Arran Total



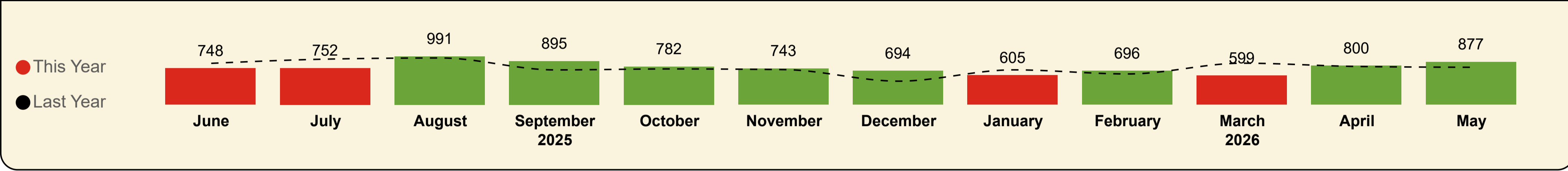
This Month YoY
761.9
LY: 727.8 (+4.7%)

YoY
4.0K
LY: 5.0K (-21.6%)



Shipped Commercial Vehicles

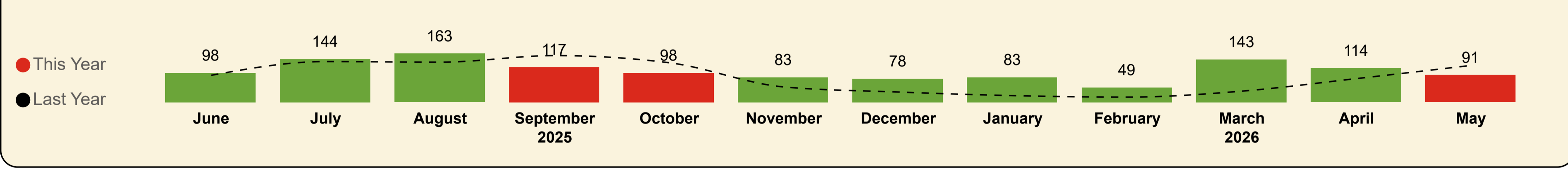
Ardrossan - Brodick



This Month YoY
877
LY: 768 (+14.2%)

YoY
9,182
LY: 9,145 (+0.4%)

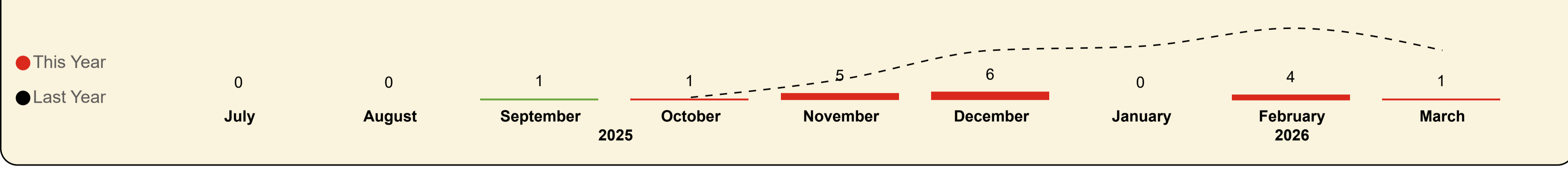
Claonaig - Lochranza



This Month YoY
91
LY: 123 (-26%)

YoY
1,261
LY: 1,011 (+24.7%)

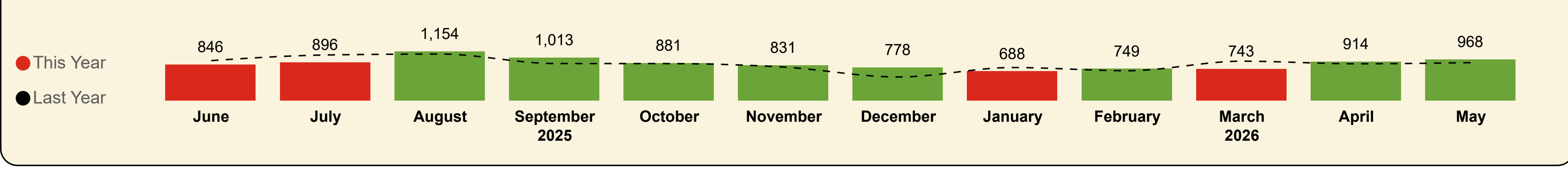
Tarbert LF - Lochranza



This Month YoY

YoY
18
LY: 180 (-90%)

Arran Total



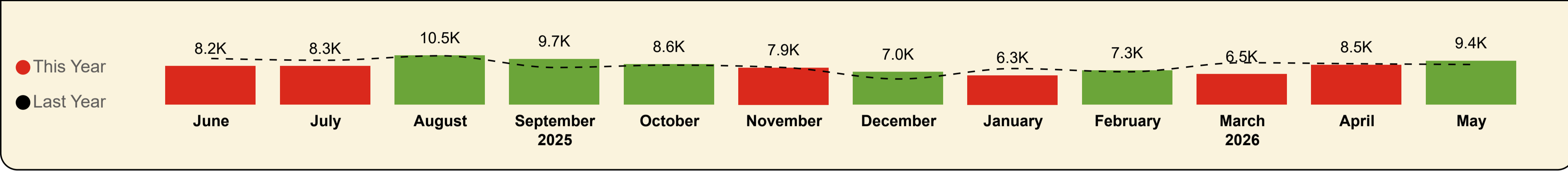
This Month YoY
968
LY: 891 (+8.6%)

YoY
10,461
LY: 10,336 (+1.2%)



Shipped Commercial Vehicle Metres

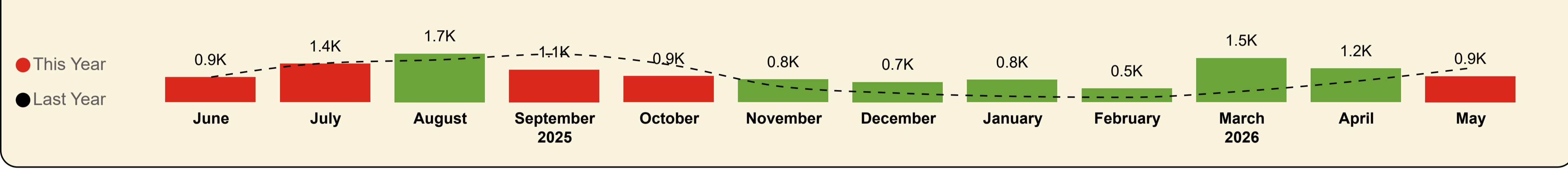
Ardrossan - Brodick



This Month YoY
9.4K
LY: 8.6K (+9.2%)

YoY
98.2K
LY: 100.6K (-2.4%)

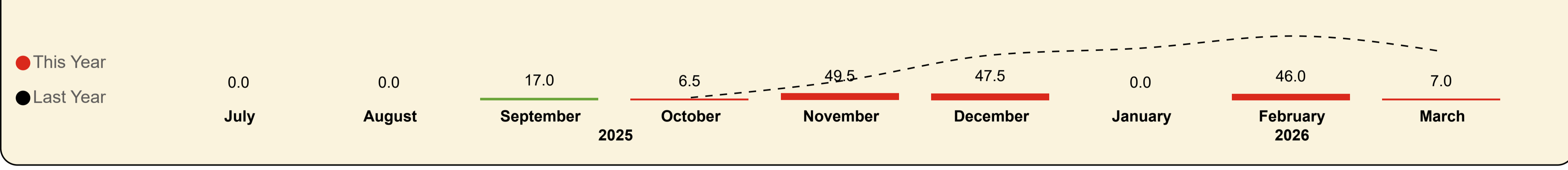
Claonaig - Lochranza



This Month YoY
909.6
LY: 1.2K (-24.4%)

YoY
12.4K
LY: 10.3K (+20.4%)

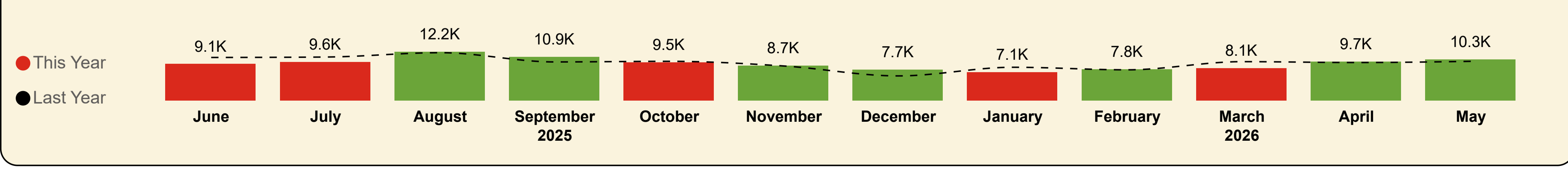
Tarbert LF - Lochranza



This Month YoY

YoY
173.5
LY: 1.7K (-89.6%)

Arran Total

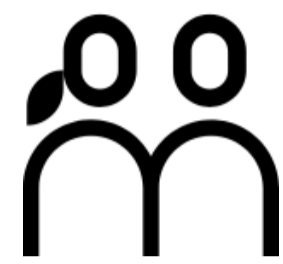


This Month YoY
10.3K
LY: 9.8K (+5.1%)

YoY
110.8K
LY: 112.6K (-1.6%)



Arran Total Contractual Carrying Groups



This Month YoY	YoY
93,737	739,795
LY: 93,408 (+0.4%)	LY: 778,445 (-5%)

Passengers

Year	Month	Last Year	This Year	Variance
2025	June	85,661	75,902	-11.4%
2025	July	107,214	99,812	-6.9%
2025	August	100,352	105,108	4.7%
2025	September	75,164	72,142	-4.0%
2025	October	55,164	56,267	2.0%
2025	November	37,223	36,288	-2.5%
2025	December	26,484	33,561	26.7%
2026	January	30,862	24,635	-20.2%
2026	February	35,295	32,617	-7.6%
2026	March	48,443	40,490	-16.4%
2026	April	83,175	69,236	-16.8%
2026	May	93,408	93,737	0.4%
Total		778,445	739,795	-5.0%



This Month YoY	YoY
27,613	227,869
LY: 27,553 (+0.2%)	LY: 224,664 (+1.4%)

Cars

Year	Month	Last Year	This Year	Variance
2025	June	23,221	24,411	5.1%
2025	July	25,515	27,235	6.7%
2025	August	25,346	27,650	9.1%
2025	September	21,916	22,409	2.2%
2025	October	17,251	18,599	7.8%
2025	November	12,219	12,526	2.5%
2025	December	8,786	11,537	31.3%
2026	January	10,453	9,047	-13.5%
2026	February	11,425	11,497	0.6%
2026	March	16,681	13,997	-16.1%
2026	April	24,298	21,348	-12.1%
2026	May	27,553	27,613	0.2%
Total		224,664	227,869	1.4%



This Month YoY	YoY
761.92	3.96K
LY: 727.76 (+4.7%)	LY: 5.05K (-21.6%)

Coach Metres

Year	Month	Last Year	This Year	Variance
2025	June	1,132.5	546.9	-51.7%
2025	July	892.4	561.7	-37.1%
2025	August	542.6	442.3	-18.5%
2025	September	962.4	860.5	-10.6%
2025	October	235.0	234.0	-0.4%
2025	November	73.9	13.2	-82.1%
2025	December	6.5	8.0	23.1%
2026	January	27.2	41.4	52.3%
2026	February	40.3	26.7	-33.7%
2026	March	60.8	156.1	156.7%
2026	April	345.4	303.2	-12.2%
2026	May	727.8	761.9	4.7%
Total		5,046.7	3,955.9	-21.6%



This Month YoY	YoY
10.27K	110.79K
LY: 9.78K (+5.1%)	LY: 112.58K (-1.6%)


Commercial Vehicle Metres

Year	Month	Last Year	This Year	Variance
2025	June	10,743.6	9,128.4	-15.0%
2025	July	10,852.0	9,606.5	-11.5%
2025	August	11,934.8	12,201.0	2.2%
2025	September	9,624.9	10,907.8	13.3%
2025	October	9,780.3	9,545.4	-2.4%
2025	November	8,613.4	8,749.5	1.6%
2025	December	6,130.9	7,742.2	26.3%
2026	January	8,293.1	7,051.3	-15.0%
2026	February	7,655.8	7,821.2	2.2%
2026	March	9,693.2	8,082.4	-16.6%
2026	April	9,478.7	9,681.9	2.1%
2026	May	9,776.5	10,270.7	5.1%
Total		112,577.2	110,788.2	-1.6%



Ardrossan - Brodick (Route Total)

Contractual Carrying Groups



This Month YoY

82,264

LY: 81,835 (+0.5%)

YoY

657,779

LY: 695,041 (-5.4%)

Passengers

Year	Month	Last Year	This Year	Variance
2025	June	75,437	65,710	-12.9%
2025	July	93,542	86,207	-7.8%
2025	August	85,633	90,293	5.4%
2025	September	63,648	63,325	-0.5%
2025	October	49,363	50,932	3.2%
2025	November	35,384	34,046	-3.8%
2025	December	24,979	32,012	28.2%
2026	January	30,026	23,094	-23.1%
2026	February	33,953	30,839	-9.2%
2026	March	45,829	35,909	-21.6%
2026	April	75,412	63,148	-16.3%
2026	May	81,835	82,264	0.5%
Total		695,041	657,779	-5.4%



This Month YoY

22,990

LY: 22,702 (+1.3%)

YoY

193,351

LY: 190,832 (+1.3%)

Cars

Year	Month	Last Year	This Year	Variance
2025	June	19,295	20,186	4.6%
2025	July	20,632	22,133	7.3%
2025	August	19,930	22,034	10.6%
2025	September	17,262	18,538	7.4%
2025	October	14,565	16,190	11.2%
2025	November	11,294	11,389	0.8%
2025	December	8,092	10,742	32.7%
2026	January	9,964	8,214	-17.6%
2026	February	10,757	10,569	-1.7%
2026	March	15,339	11,751	-23.4%
2026	April	21,000	18,615	-11.4%
2026	May	22,702	22,990	1.3%
Total		190,832	193,351	1.3%



This Month YoY

533.10

LY: 590.76 (-9.8%)

YoY

3.27K

LY: 4.30K (-24.1%)

Coach Metres

Year	Month	Last Year	This Year	Variance
2025	June	988.00	446.30	-54.8%
2025	July	817.40	478.15	-41.5%
2025	August	426.56	326.43	-23.5%
2025	September	726.50	791.46	8.9%
2025	October	224.10	215.50	-3.8%
2025	November	73.86	13.20	-82.1%
2025	December	6.50	8.00	23.1%
2026	January	27.20	34.42	26.5%
2026	February	32.30	19.80	-38.7%
2026	March	46.00	116.00	152.2%
2026	April	345.40	283.20	-18.0%
2026	May	590.76	533.10	-9.8%
Total		4,304.58	3,265.56	-24.1%



This Month YoY

9.36K

LY: 8.57K (+9.2%)

YoY

98.19K

LY: 100.58K (-2.4%)


Commercial Vehicle Metres

Year	Month	Last Year	This Year	Variance
2025	June	9,858.60	8,247.90	-16.3%
2025	July	9,478.20	8,254.98	-12.9%
2025	August	10,442.40	10,494.00	0.5%
2025	September	7,936.90	9,746.55	22.8%
2025	October	8,443.80	8,620.20	2.1%
2025	November	7,935.90	7,899.45	-0.5%
2025	December	5,486.40	6,986.60	27.3%
2026	January	7,711.12	6,259.55	-18.8%
2026	February	7,021.25	7,295.24	3.9%
2026	March	8,957.90	6,526.20	-27.1%
2026	April	8,738.20	8,494.17	-2.8%
2026	May	8,573.59	9,361.05	9.2%
Total		100,584.26	98,185.89	-2.4%



Sailings to/from Troon

Contractual Carrying Groups



This Month YoY
18,667
LY: 81,835 (-77.2%)

YoY
403,808
LY: 401,236 (+0.6%)

This Month YoY
6,603
LY: 22,702 (-70.9%)

YoY
123,032
LY: 127,020 (-3.1%)

This Month YoY
13.40
LY: 590.76 (-97.7%)

YoY
2.08K
LY: 1.17K (+78.6%)

This Month YoY
2.76K
LY: 8.57K (-67.8%)

YoY
61.70K
LY: 61.22K (+0.8%)

Passengers

Cars

Coach Metres

Commercial Vehicle Metres

Year	Month	Last Year	This Year	Variance
2025	June	20,684	65,710	217.7%
2025	July	27,614	61,881	124.1%
2025	August	31,621	90,293	185.5%
2025	September	30,101	50,764	68.6%
2025	October	19,829	23,564	18.8%
2025	November	6,211	12,704	104.5%
2025	December	6,714	10,367	54.4%
2026	January	21,433	18,540	-13.5%
2026	February	33,953	23,843	-29.8%
2026	March	45,829	15,883	-65.3%
2026	April	75,412	11,592	-84.6%
2026	May	81,835	18,667	-77.2%
Total		401,236	403,808	0.6%

Year	Month	Last Year	This Year	Variance
2025	June	7,959	20,186	153.6%
2025	July	9,367	16,835	79.7%
2025	August	10,139	22,034	117.3%
2025	September	9,816	15,968	62.7%
2025	October	7,123	8,218	15.4%
2025	November	2,690	4,731	75.9%
2025	December	2,621	3,830	46.1%
2026	January	7,507	6,664	-11.2%
2026	February	10,757	8,163	-24.1%
2026	March	15,339	5,787	-62.3%
2026	April	21,000	4,013	-80.9%
2026	May	22,702	6,603	-70.9%
Total		127,020	123,032	-3.1%

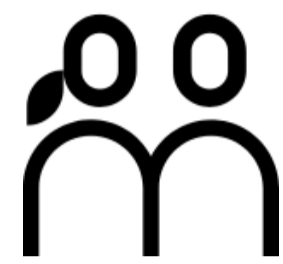
Year	Month	Last Year	This Year	Variance
2025	June	13.40	446.30	3,230.6%
2025	July	13.00	374.30	2,779.2%
2025	August	47.50	326.43	587.2%
2025	September	18.50	642.86	3,374.9%
2025	October	38.80	116.40	200.0%
2025	November	0.00	0.00	0.0%
2025	December	6.50	0.00	-100.0%
2026	January	13.80	34.42	149.4%
2026	February	32.30	19.80	-38.7%
2026	March	46.00	40.00	-13.0%
2026	April	345.40	68.80	-80.1%
2026	May	590.76	13.40	-97.7%
Total		1,165.96	2,082.71	78.6%

Year	Month	Last Year	This Year	Variance
2025	June	3,761.80	8,247.90	119.3%
2025	July	3,158.10	5,036.28	59.5%
2025	August	3,687.20	10,494.00	184.6%
2025	September	3,819.90	8,101.85	112.1%
2025	October	3,670.80	3,592.80	-2.1%
2025	November	2,061.30	2,998.20	45.5%
2025	December	1,649.70	3,706.10	124.7%
2026	January	6,119.92	5,913.65	-3.4%
2026	February	7,021.25	5,695.90	-18.9%
2026	March	8,957.90	3,402.30	-62.0%
2026	April	8,738.20	1,747.89	-80.0%
2026	May	8,573.59	2,761.55	-67.8%
Total		61,219.66	61,698.42	0.8%



Sailings to/from Ardrossan

Contractual Carrying Groups



This Month YoY	YoY
63,597	253,971
LY: (Blank) (+Infinity%)	LY: 293,805 (-13.6%)

Passengers

Year	Month	Last Year	This Year	Variance
2025	June	54,753		
2025	July	65,928	24,326	-63.1%
2025	August	54,012		
2025	September	33,547	12,561	-62.6%
2025	October	29,534	27,368	-7.3%
2025	November	29,173	21,342	-26.8%
2025	December	18,265	21,645	18.5%
2026	January	8,593	4,554	-47.0%
2026	February		6,996	
2026	March		20,026	
2026	April		51,556	
2026	May		63,597	
Total		293,805	253,971	-13.6%



This Month YoY	YoY
16,387	70,319
LY: (Blank) (+Infinity%)	LY: 63,812 (+10.2%)

Cars

Year	Month	Last Year	This Year	Variance
2025	June	11,336		
2025	July	11,265	5,298	-53.0%
2025	August	9,791		
2025	September	7,446	2,570	-65.5%
2025	October	7,442	7,972	7.1%
2025	November	8,604	6,658	-22.6%
2025	December	5,471	6,912	26.3%
2026	January	2,457	1,550	-36.9%
2026	February		2,406	
2026	March		5,964	
2026	April		14,602	
2026	May		16,387	
Total		63,812	70,319	10.2%



This Month YoY	YoY
519.70	1.18K
LY: (Blank) (+Infinity%)	LY: 3.14K (-62.3%)

Coach Metres

Year	Month	Last Year	This Year	Variance
2025	June	974.60		
2025	July	804.40	103.85	-87.1%
2025	August	379.06		
2025	September	708.00	148.60	-79.0%
2025	October	185.30	99.10	-46.5%
2025	November	73.86	13.20	-82.1%
2025	December	0.00	8.00	0.0%
2026	January	13.40	0.00	-100.0%
2026	February		0.00	
2026	March		76.00	
2026	April		214.40	
2026	May		519.70	
Total		3,138.62	1,182.85	-62.3%



This Month YoY	YoY
6.60K	36.49K
LY: (Blank) (+Infinity%)	LY: 39.36K (-7.3%)

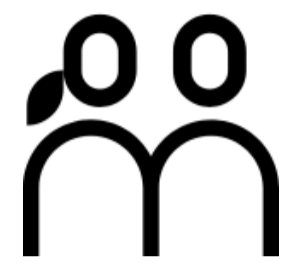
Commercial Vehicle Metres

Year	Month	Last Year	This Year	Variance
2025	June	6,096.80		
2025	July	6,320.10	3,218.70	-49.1%
2025	August	6,755.20		
2025	September	4,117.00	1,644.70	-60.1%
2025	October	4,773.00	5,027.40	5.3%
2025	November	5,874.60	4,901.25	-16.6%
2025	December	3,836.70	3,280.50	-14.5%
2026	January	1,591.20	345.90	-78.3%
2026	February		1,599.34	
2026	March		3,123.90	
2026	April		6,746.28	
2026	May		6,599.50	
Total		39,364.60	36,487.47	-7.3%



Claonaig - Lochranza

Contractual Carrying Groups



This Month YoY

11,473

LY: 11,573 (-0.9%)

YoY

81,087

LY: 81,213 (-0.2%)

Passengers

Year	Month	Last Year	This Year	Variance
2025	June	10,224	10,192	-0.3%
2025	July	13,672	13,583	-0.7%
2025	August	14,719	14,681	-0.3%
2025	September	11,516	8,656	-24.8%
2025	October	5,652	5,248	-7.1%
2025	November	1,567	2,033	29.7%
2025	December	1,014	1,471	45.1%
2026	January	493	1,417	187.4%
2026	February	715	1,712	139.4%
2026	March	2,305	4,533	96.7%
2026	April	7,763	6,088	-21.6%
2026	May	11,573	11,473	-0.9%
Total		81,213	81,087	-0.2%



This Month YoY

4,623

LY: 4,851 (-4.7%)

YoY

34,072

LY: 32,752 (+4%)

Cars

Year	Month	Last Year	This Year	Variance
2025	June	3,926	4,225	7.6%
2025	July	4,883	5,092	4.3%
2025	August	5,416	5,554	2.5%
2025	September	4,654	3,801	-18.3%
2025	October	2,622	2,368	-9.7%
2025	November	782	1,038	32.7%
2025	December	470	751	59.8%
2026	January	293	769	162.5%
2026	February	368	891	142.1%
2026	March	1,189	2,227	87.3%
2026	April	3,298	2,733	-17.1%
2026	May	4,851	4,623	-4.7%
Total		32,752	34,072	4.0%



This Month YoY

228.82

LY: 137.00 (+67%)

YoY

690.32

LY: 734.10 (-6%)

Coach Metres

Year	Month	Last Year	This Year	Variance
2025	June	144.50	100.60	-30.4%
2025	July	75.00	83.50	11.3%
2025	August	116.00	115.90	-0.1%
2025	September	235.90	69.00	-70.8%
2025	October	10.90	18.50	69.7%
2025	November	0.00	0.00	0.0%
2025	December	0.00	0.00	0.0%
2026	January	0.00	7.00	0.0%
2026	February	0.00	6.90	0.0%
2026	March	14.80	40.10	170.9%
2026	April	0.00	20.00	0.0%
2026	May	137.00	228.82	67.0%
Total		734.10	690.32	-6.0%



This Month YoY

909.60

LY: 1.20K (-24.4%)

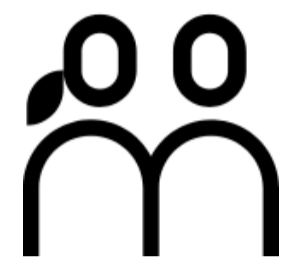
YoY

12.43K

LY: 10.32K (+20.4%)

Commercial Vehicle Metres

Year	Month	Last Year	This Year	Variance
2025	June	885.00	880.50	-0.5%
2025	July	1,373.80	1,351.50	-1.6%
2025	August	1,492.40	1,707.00	14.4%
2025	September	1,688.00	1,144.25	-32.2%
2025	October	1,318.00	918.70	-30.3%
2025	November	539.00	800.57	48.5%
2025	December	318.70	708.10	122.2%
2026	January	206.00	791.70	284.3%
2026	February	171.00	480.00	180.7%
2026	March	383.80	1,549.20	303.6%
2026	April	740.50	1,187.70	60.4%
2026	May	1,202.90	909.60	-24.4%
Total		10,319.10	12,428.82	20.4%



This Month YoY

YoY

929

LY: 2,191 (-57.6%)

Passengers

Year	Month	Last Year	This Year	Variance
2025	July		22	
2025	August		134	
2025	September		161	
2025	October	149	87	-41.6%
2025	November	272	209	-23.2%
2025	December	491	78	-84.1%
2026	January	343	124	-63.8%
2026	February	627	66	-89.5%
2026	March	309	48	-84.5%
Total		2,191	929	-57.6%



This Month YoY

YoY

446

LY: 1,080 (-58.7%)

Cars

Year	Month	Last Year	This Year	Variance
2025	July		10	
2025	August		62	
2025	September		70	
2025	October	64	41	-35.9%
2025	November	143	99	-30.8%
2025	December	224	44	-80.4%
2026	January	196	64	-67.3%
2026	February	300	37	-87.7%
2026	March	153	19	-87.6%
Total		1,080	446	-58.7%



This Month YoY

YoY

0.00

LY: 8.00 (-100%)

Coach Metres

Year	Month	Last Year	This Year	Variance
2025	July		0.00	
2025	August		0.00	
2025	September		0.00	
2025	October	0.00	0.00	0.0%
2025	November	0.00	0.00	0.0%
2025	December	0.00	0.00	0.0%
2026	January	0.00	0.00	0.0%
2026	February	8.00	0.00	-100.0%
2026	March	0.00	0.00	0.0%
Total		8.00	0.00	-100.0%



This Month YoY

YoY

173.50

LY: 1.67K (-89.6%)

Commercial Vehicle Metres

Year	Month	Last Year	This Year	Variance
2025	July		0.00	
2025	August		0.00	
2025	September		17.00	
2025	October	18.50	6.50	-64.9%
2025	November	138.50	49.50	-64.3%
2025	December	325.80	47.50	-85.4%
2026	January	376.00	0.00	-100.0%
2026	February	463.50	46.00	-90.1%
2026	March	351.50	7.00	-98.0%
Total		1,673.80	173.50	-89.6%



Cars



Sailings to/from Troon

Year	Month	Last Year	This Year	Var %
2025	June	7,177	16,995	152.7%
2025	July	8,355	14,797	82.2%
2025	August	9,250	19,065	115.9%
2025	September	8,613	13,387	63.7%
2025	October	6,022	7,032	16.2%
2025	November	2,182	4,096	79.8%
2025	December	2,129	3,230	53.6%
2026	January	6,198	5,666	-10.1%
2026	February	9,290	6,978	-22.9%
2026	March	13,133	4,859	-63.1%
2026	April	17,803	3,253	-81.3%
2026	May	18,792	5,372	-70.8%
Total		108,944	104,730	-2.7%

Sailings to/from Ardrossan

Year	Month	Last Year	This Year	Var %
2025	June	12,893	8,293	-35.6%
2025	July	13,369	11,731	-12.6%
2025	August	12,906	9,659	-25.4%
2025	September	10,339	8,914	-13.9%
2025	October	9,342	10,139	9.6%
2025	November	8,458	7,674	-10.4%
2025	December	5,665	7,223	28.5%
2026	January	5,178	4,195	-19.2%
2026	February	4,557	5,424	22.7%
2026	March	6,459	7,565	17.3%
2026	April	8,768	13,679	60.5%
2026	May	9,211	16,257	78.2%
Total		107,145	110,753	4.1%

Claonaig - Lochranza

Year	Month	Last Year	This Year	Var %
2025	June	2,820	3,167	10.5%
2025	July	3,861	4,106	6.6%
2025	August	4,308	4,148	2.6%
2025	September	3,475	2,695	-20.8%
2025	October	1,992	1,851	-11.3%
2025	November	587	786	35.1%
2025	December	378	559	62.4%
2026	January	231	553	152.4%
2026	February	288	668	140.1%
2026	March	914	1,745	91.9%
2026	April	2,397	1,992	-16.0%
2026	May	3,511	3,209	-3.9%
Total		24,762	25,479	4.7%

Tarbert LF - Lochranza

Year	Month	Last Year	This Year	Var %
2025	July		8	
2025	August		28	
2025	September		55	
2025	October	42	36	-31.0%
2025	November	95	81	-27.8%
2025	December	174	33	-80.5%
2026	January	116	52	-67.7%
2026	February	236	32	-87.8%
2026	March	119	14	-88.7%
Total		782	339	-60.7%



LGVs



Sailings to/from Troon

Year	Month	Last Year	This Year	Var
2025	June	564	1,471	160.8%
2025	July	586	951	62.3%
2025	August	535	1,262	135.9%
2025	September	626	1,299	107.5%
2025	October	648	620	-4.3%
2025	November	367	507	38.1%
2025	December	282	467	65.6%
2026	January	909	756	-16.8%
2026	February	1,068	1,008	-5.6%
2026	March	1,443	545	-62.2%
2026	April	1,546	348	-77.5%
2026	May	1,641	611	-62.8%
Total		10,215	9,845	-3.6%

Sailings to/from Ardrossan

Year	Month	Last Year	This Year	Var
2025	June	760		
2025	July	707	394	-44.3%
2025	August	631		
2025	September	578	178	-69.2%
2025	October	604	773	28.0%
2025	November	914	733	-19.8%
2025	December	597	699	17.1%
2026	January	266	187	-29.7%
2026	February		279	
2026	March		524	
2026	April		1,136	
2026	May		1,004	
Total		5,057	5,907	16.8%

Claonaig - Lochranza

Year	Month	Last Year	This Year	Var
2025	June	127	183	44.1%
2025	July	239	256	7.1%
2025	August	198	346	74.7%
2025	September	255	240	-5.9%
2025	October	244	154	-36.9%
2025	November	86	154	79.1%
2025	December	44	103	134.1%
2026	January	44	114	159.1%
2026	February	30	127	323.3%
2026	March	98	226	130.6%
2026	April	176	203	15.3%
2026	May	181	210	16.0%
Total		1,722	2,316	34.5%

Tarbert LF - Lochranza

Year	Month	Last Year	This Year	Var
2025	July		1	
2025	August		2	
2025	September		4	
2025	October	6	2	-66.7%
2025	November	28	12	-57.1%
2025	December	35	7	-80.0%
2026	January	63	6	-90.5%
2026	February	45	4	-91.1%
2026	March	20	3	-85.0%
Total		197	41	-79.2%



Motorhomes



Sailings to/from Troon

Year	Month	Last Year	This Year	Var
2025	June	13	1,143	8,692.3%
2025	July	163	807	395.1%
2025	August	186	1,139	512.4%
2025	September	336	973	189.6%
2025	October	192	340	77.1%
2025	November	52	70	34.6%
2025	December	43	52	20.9%
2026	January	118	94	-20.3%
2026	February	242	184	-24.0%
2026	March	478	145	-69.7%
2026	April	1,116	214	-80.8%
2026	May	1,498	379	-74.7%
Total		4,437	5,540	24.9%

Sailings to/from Ardrossan

Year	Month	Last Year	This Year	Var
2025	June	828		
2025	July	649	262	-59.6%
2025	August	558		
2025	September	585	161	-72.5%
2025	October	334	359	7.5%
2025	November	244	155	-36.5%
2025	December	136	204	50.0%
2026	January	58	56	-3.4%
2026	February		64	
2026	March		232	
2026	April		949	
2026	May		1,316	
Total		3,392	3,758	10.8%

Claonaig - Lochranza

Year	Month	Last Year	This Year	Var
2025	June	568	523	-7.9%
2025	July	521	523	0.4%
2025	August	559	670	19.9%
2025	September	719	594	-17.4%
2025	October	251	206	-17.9%
2025	November	55	53	-3.6%
2025	December	20	41	105.0%
2026	January	10	52	420.0%
2026	February	31	57	83.9%
2026	March	109	171	56.9%
2026	April	487	367	-24.6%
2026	May	702	771	9.8%
Total		4,032	4,028	-0.1%

Tarbert LF - Lochranza

Year	Month	Last Year	This Year	Var
2025	July		1	
2025	August		5	
2025	September		12	
2025	October	9	2	-77.8%
2025	November	7	2	-71.4%
2025	December	6	2	-66.7%
2026	January	7	3	-57.1%
2026	February	9	0	-100.0%
2026	March	6	0	-100.0%
Total		44	27	-38.6%



Caravans



Sailings to/from Troon

Year	Month	Last Year	This Year	Var
2025	June	0	63	0.0%
2025	July	1	51	5,000.0%
2025	August	0	87	0.0%
2025	September	5	43	760.0%
2025	October	2	5	150.0%
2025	November	0	1	0.0%
2025	December	0	0	0.0%
2026	January	0	2	0.0%
2026	February	4	2	-50.0%
2026	March	12	2	-83.3%
2026	April	53	5	-90.6%
2026	May	87	0	-100.0%
Total		164	261	59.1%

Sailings to/from Ardrossan

Year	Month	Last Year	This Year	Var
2025	June	68		
2025	July	83	18	-78.3%
2025	August	64		
2025	September	46	8	-82.6%
2025	October	19	13	-31.6%
2025	November	8	3	-62.5%
2025	December	1	2	100.0%
2026	January	1	0	-100.0%
2026	February		1	
2026	March		6	
2026	April		46	
2026	May		85	
Total		290	182	-37.2%

Claonaig - Lochranza

Year	Month	Last Year	This Year	Var
2025	June	33	29	-12.1%
2025	July	33	39	18.2%
2025	August	28	51	82.1%
2025	September	26	19	-26.9%
2025	October	14	20	42.9%
2025	November	4	1	-75.0%
2025	December	0	1	0.0%
2026	January	0	2	0.0%
2026	February	2	0	-100.0%
2026	March	0	3	0.0%
2026	April	26	17	-34.6%
2026	May	24	41	70.8%
Total		190	223	17.4%

Tarbert LF - Lochranza

Year	Month	Last Year	This Year	Var
2025	July		0	
2025	August		0	
2025	September		0	
2025	October	1	0	-100.0%
2025	November	0	0	0.0%
2025	December	0	0	0.0%
2026	January	0	0	0.0%
2026	February	4	0	-100.0%
2026	March	1	0	-100.0%
Total		6	0	-100.0%



Trailers



Sailings to/from Troon

Year	Month	Last Year	This Year	Var
2025	June	107	175	63.6%
2025	July	89	138	55.1%
2025	August	116	190	63.8%
2025	September	104	163	56.7%
2025	October	80	70	-12.5%
2025	November	50	81	62.0%
2025	December	32	60	87.5%
2026	January	106	71	-33.0%
2026	February	127	101	-20.5%
2026	March	162	62	-61.7%
2026	April	178	57	-68.0%
2026	May	178	117	-34.3%
Total		1,329	1,285	-3.3%

Sailings to/from Ardrossan

Year	Month	Last Year	This Year	Var
2025	June	86		
2025	July	90	31	-65.6%
2025	August	90		
2025	September	78	25	-67.9%
2025	October	62	70	12.9%
2025	November	118	64	-45.8%
2025	December	45	80	77.8%
2026	January	25	16	-36.0%
2026	February		34	
2026	March		50	
2026	April		93	
2026	May		87	
Total		594	550	-7.4%

Claonaig - Lochranza

Year	Month	Last Year	This Year	Var
2025	June	12	30	150.0%
2025	July	37	66	78.4%
2025	August	62	72	16.1%
2025	September	41	23	-43.9%
2025	October	60	42	-30.0%
2025	November	13	16	23.1%
2025	December	2	17	750.0%
2026	January	9	22	144.4%
2026	February	11	15	36.4%
2026	March	14	31	121.4%
2026	April	26	33	26.9%
2026	May	27	33	22.2%
Total		314	400	27.4%

Tarbert LF - Lochranza

Year	Month	Last Year	This Year	Var
2025	July		0	
2025	August		1	
2025	September		0	
2025	October	0	0	0.0%
2025	November	3	1	-66.7%
2025	December	0	0	0.0%
2026	January	3	0	-100.0%
2026	February	2	0	-100.0%
2026	March	5	0	-100.0%
Total		13	2	-84.6%



Motorbikes



Sailings to/from Troon

Year	Month	Last Year	This Year	Var
2025	June	140	396	182.9%
2025	July	117	142	21.4%
2025	August	133	317	138.3%
2025	September	158	201	27.2%
2025	October	25	27	8.0%
2025	November	4	7	75.0%
2025	December	3	4	33.3%
2026	January	9	8	-11.1%
2026	February	20	23	15.0%
2026	March	67	15	-77.6%
2026	April	276	64	-76.8%
2026	May	427	103	-75.9%
Total		1,379	1,307	-5.2%

Sailings to/from Ardrossan

Year	Month	Last Year	This Year	Var
2025	June	293		
2025	July	221	126	-43.0%
2025	August	154		
2025	September	136	51	-62.5%
2025	October	41	60	46.3%
2025	November	18	13	-27.8%
2025	December	3	12	300.0%
2026	January	4	1	-75.0%
2026	February		8	
2026	March		21	
2026	April		152	
2026	May		330	
Total		870	774	-11.0%

Claonaig - Lochranza

Year	Month	Last Year	This Year	Var
2025	June	270	293	8.5%
2025	July	263	206	-21.7%
2025	August	235	222	-5.5%
2025	September	213	147	-31.0%
2025	October	21	50	138.1%
2025	November	3	5	66.7%
2025	December	2	11	450.0%
2026	January	1	6	500.0%
2026	February	5	4	-20.0%
2026	March	18	21	16.7%
2026	April	142	90	-36.6%
2026	May	338	314	-7.1%
Total		1,511	1,369	-9.4%

Tarbert LF - Lochranza

Year	Month	Last Year	This Year	Var
2025	July		0	
2025	August		4	
2025	September		0	
2025	October	5	0	-100.0%
2025	November	1	0	-100.0%
2025	December	0	0	0.0%
2026	January	0	0	0.0%
2026	February	4	0	-100.0%
2026	March	0	0	0.0%
Total		10	4	-60.0%



Bicycles



Sailings to/from Troon

Year	Month	Bikes LY	Bikes TY	Var
2025	June	302	1176	289.4%
2025	July	332	977	194.3%
2025	August	425	1614	279.8%
2025	September	494	822	66.4%
2025	October	142	162	14.1%
2025	November	28	41	46.4%
2025	December	7	21	200.0%
2026	January	103	24	-76.7%
2026	February	136	53	-61.0%
2026	March	302	65	-78.5%
2026	April	1072	95	-91.1%
2026	May	1963	433	-77.9%
Total		5306	5483	3.3%

Sailings to/from Ardrossan

Year	Month	Bikes LY	Bikes TY	Var
2025	June	427		
2025	July	643	196	-69.5%
2025	August	540		
2025	September	257	98	-61.9%
2025	October	133	144	8.3%
2025	November	74	39	-47.3%
2025	December	40	47	17.5%
2026	January	15	0	-100.0%
2026	February		11	
2026	March		86	
2026	April		278	
2026	May		621	
Total		2129	1520	-28.6%

Claonaig - Lochranza

Year	Month	Bikes LY	Bikes TY	Var
2025	June	512	388	-24.2%
2025	July	445	275	-38.2%
2025	August	389	372	-4.4%
2025	September	304	206	-32.2%
2025	October	68	42	-38.2%
2025	November	6	15	150.0%
2025	December	0	0	0.0%
2026	January	3	0	-100.0%
2026	February	0	1	0.0%
2026	March	23	18	-21.7%
2026	April	159	125	-21.4%
2026	May	548	512	-6.6%
Total		2457	1954	-20.5%

Tarbert LF - Lochranza

Year	Month	Bikes LY	Bikes TY	Var
2025	July		0	
2025	August		0	
2025	September		17	
2025	October	2	0	-100.0%
2025	November	9	0	-100.0%
2025	December	4	0	-100.0%
2026	January	0	0	0.0%
2026	February	1	0	-100.0%
2026	March	2	0	-100.0%
Total		18	17	-5.6%



Reliability & Punctuality



Reliability

Year	Month	Ardrossan - Brodick	Claonaig - Lochranza	Tarbert LF - Lochranza
2025	June	98.0%	100.0%	100.0%
	July	91.0%	100.0%	100.0%
	August	91.8%	94.3%	100.0%
	September	99.4%	90.6%	100.0%
	October	81.4%	89.1%	100.0%
	November	75.7%	88.3%	100.0%
	December	74.7%	80.0%	100.0%
	2026	January	80.5%	82.1%
February		56.0%	79.5%	100.0%
March		51.8%	88.8%	100.0%
April		84.4%	91.7%	100.0%
May		94.0%	99.6%	100.0%
Total		80.8%	92.0%	100.0%



Punctuality

Year	Month	Ardrossan - Brodick	Claonaig - Lochranza	Tarbert LF - Lochranza
2025	June	94.6%	98.1%	100.0%
	July	81.3%	93.2%	100.0%
	August	91.7%	89.8%	100.0%
	September	81.6%	85.3%	100.0%
	October	86.7%	97.0%	100.0%
	November	84.6%	91.8%	100.0%
	December	82.1%	96.9%	100.0%
	2026	January	79.0%	91.7%
February		62.2%	93.4%	100.0%
March		67.9%	80.2%	100.0%
April		82.5%	87.0%	100.0%
May		77.8%	92.9%	100.0%
Total		81.9%	91.5%	100.0%



Reliability & Punctuality Summary

Summary of Scheduled, Operated, Cancelled, Late & Diverted Sailings
by Route & Leg

Year	Month	Route	Leg	Operated Sailings	Scheduled Sailings	Additional Sailings	Cancelled Sailings	Diverted Sailings	On Time	Late
2026	May	Ardrossan - Brodick	Ardrossan-Brodick	148	155	0	7	0	125	23
2026	May	Ardrossan - Brodick	Brodick-Ardrossan	148	155	0	7	1	127	21
2026	May	Ardrossan - Brodick	Brodick-Troon	83	80	12	9	0	45	26
2026	May	Ardrossan - Brodick	Troon-Brodick	83	80	8	5	0	47	28
2026	May	Claonaig - Lochranza	Claonaig-Lochranza	260	256	5	1	0	235	20
2026	May	Claonaig - Lochranza	Lochranza-Claonaig	260	256	5	1	0	239	16
Total				982	982	30	30	1	818	134

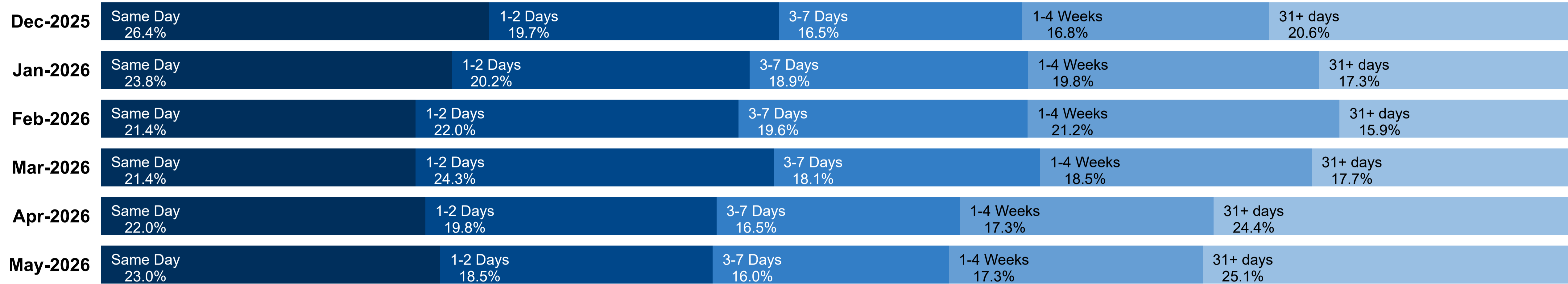
Monthly Performance Pack

Booking Lead Time by Month of Travel

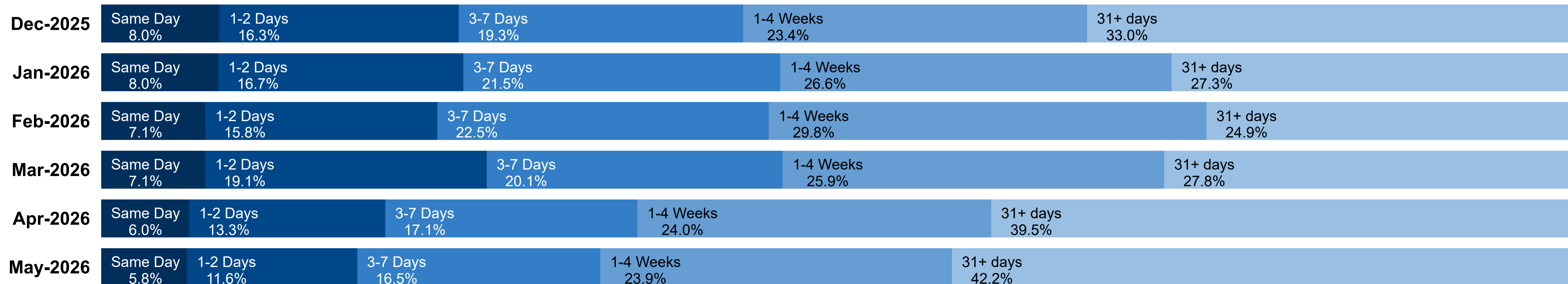


This visual shows how far in advance customers book their travel, grouped by the month in which they actually travel.

All Bookings



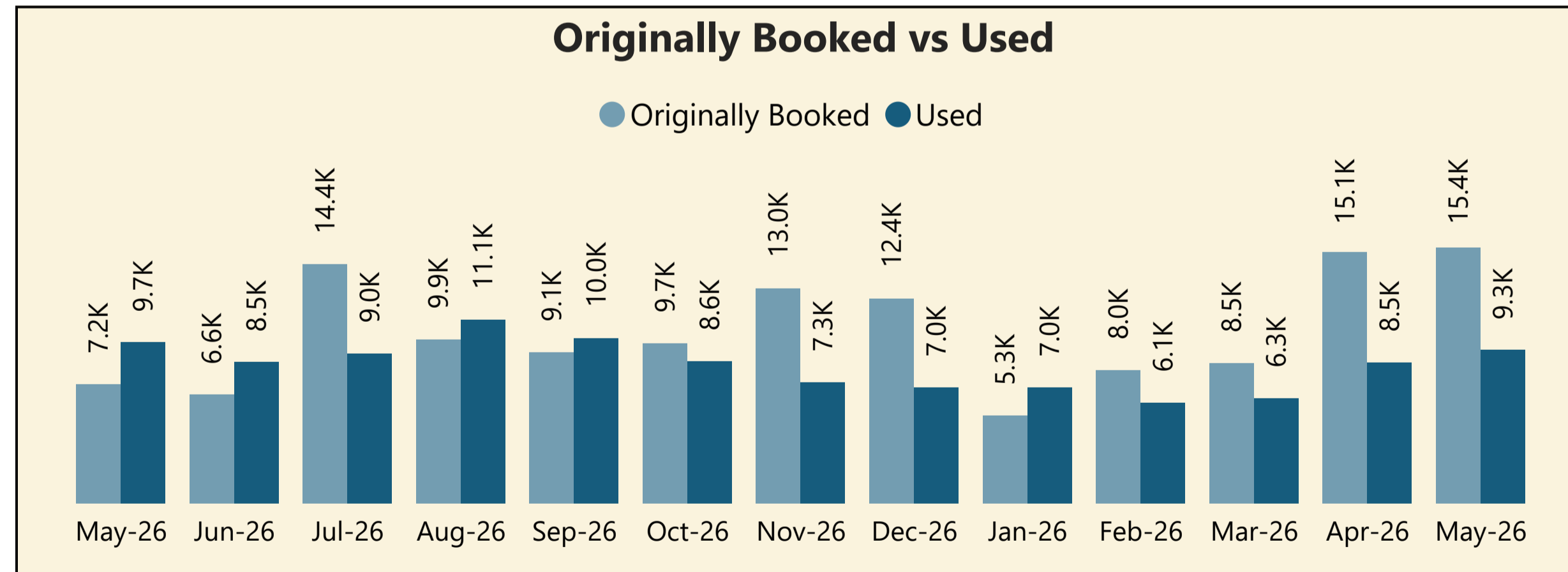
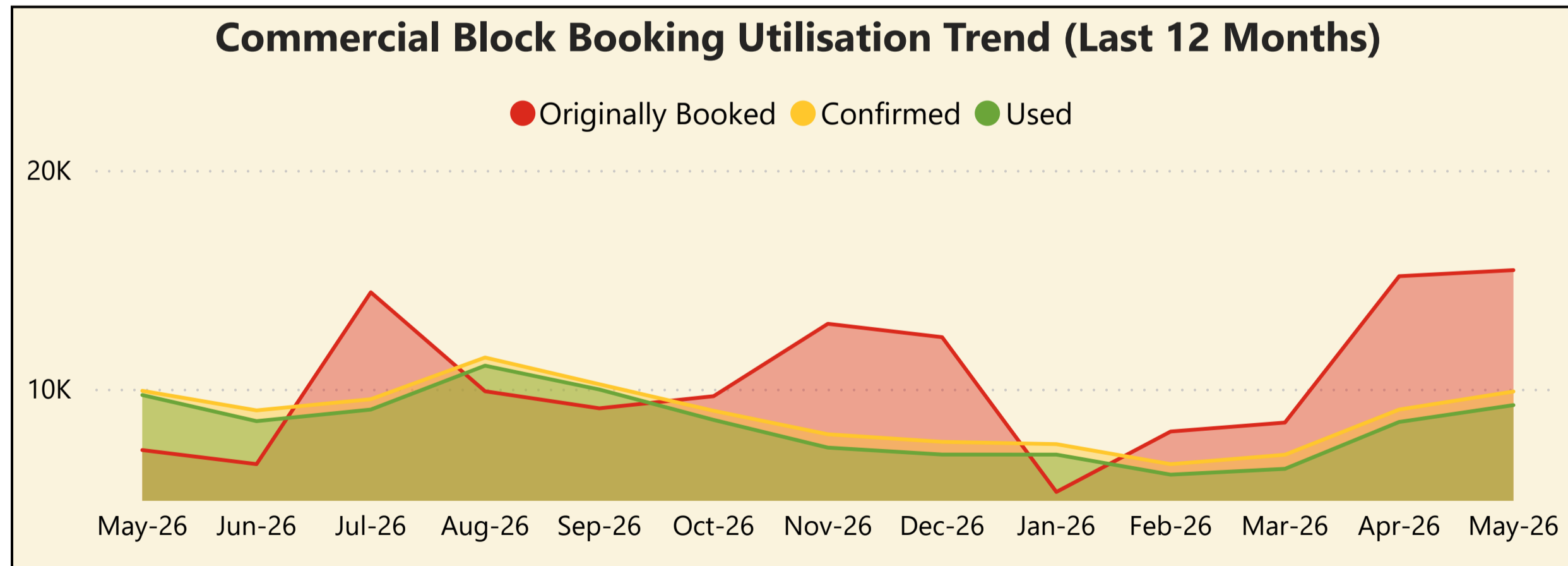
Bookings with Vehicles





Block Booked vs Utilised

Route Name	Month Year	Originally Booked	Booked 24hrs Prior	Confirmed	No Show	Used	Confirmed vs Block Booked	Used vs Confirmed	Used vs Block Booked
Ardrossan - Brodick	May-2025	7,197	11,329	9,907	194	9,713	138%	98%	135%
Ardrossan - Brodick	Jun-2025	6,555	10,552	9,011	491	8,520	137%	95%	130%
Ardrossan - Brodick	Jul-2025	14,408	11,086	9,523	474	9,049	66%	95%	63%
Ardrossan - Brodick	Aug-2025	9,885	12,863	11,427	373	11,055	116%	97%	112%
Ardrossan - Brodick	Sep-2025	9,106	11,322	10,207	241	9,966	112%	98%	109%
Ardrossan - Brodick	Oct-2025	9,660	9,348	8,994	417	8,577	93%	95%	89%
Ardrossan - Brodick	Nov-2025	12,969	8,068	7,920	610	7,310	61%	92%	56%
Ardrossan - Brodick	Dec-2025	12,357	7,411	7,574	582	6,993	61%	92%	57%
Ardrossan - Brodick	Jan-2026	5,283	8,251	7,468	479	6,990	141%	94%	132%
Ardrossan - Brodick	Feb-2026	8,045	6,952	6,553	480	6,074	81%	93%	75%
Ardrossan - Brodick	Mar-2026	8,454	7,597	6,984	645	6,339	83%	91%	75%
Ardrossan - Brodick	Apr-2026	15,145	9,421	9,050	567	8,483	60%	94%	56%
Ardrossan - Brodick	May-2026	15,422	10,294	9,874	622	9,252	64%	94%	60%
Total		134,486	124,493	114,491	6,172	108,319	85%	95%	81%



Note: This report shows block bookings made by block booking customers for any commercial vehicle over 6 metres in length or any LGV that consumes High Lane Metreage. It does not include any bookings on sailings that were cancelled by CalMac. High Lane Metreage refers to deck metreage for high vehicles such as Commercials or LGVs.