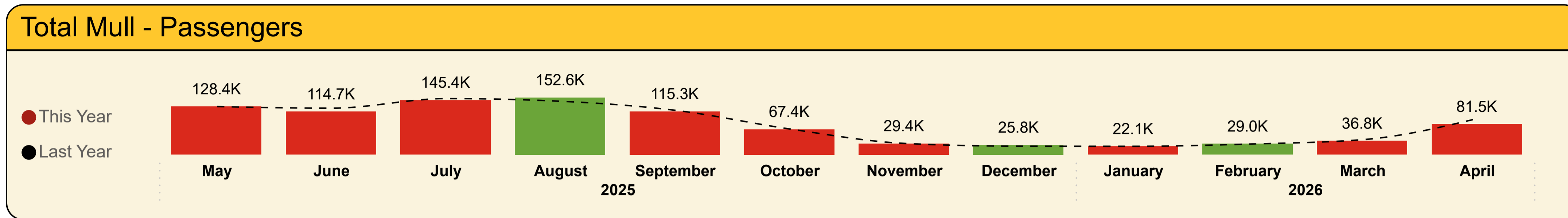


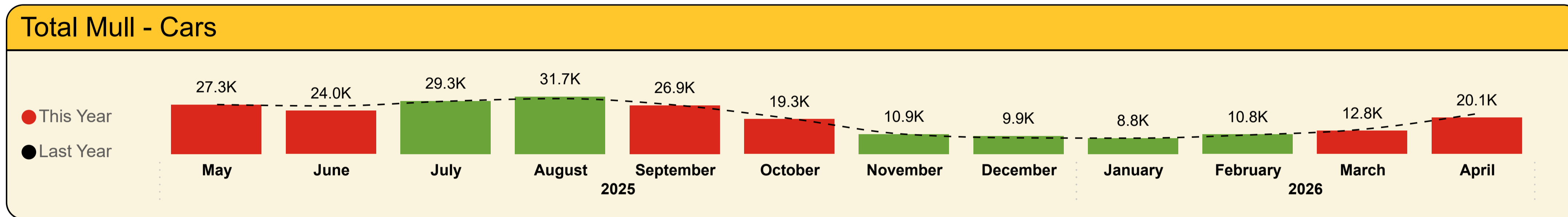


### Shipped Passengers



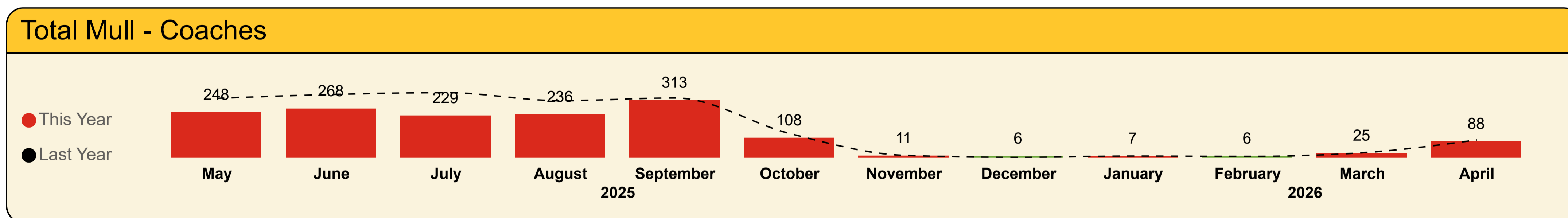
**This Month YoY**  
**81,540**  
 LY: 96,547 (-15.54%)

**YoY**  
**948,420**  
 LY: 972,470 (-2.5%)



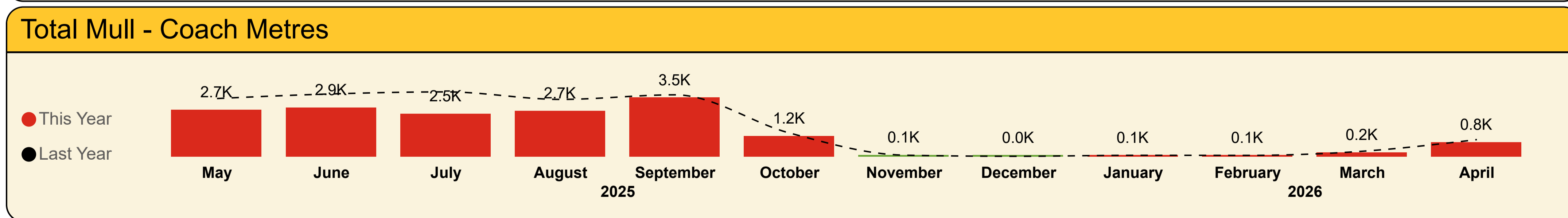
**This Month YoY**  
**20,063**  
 LY: 22,315 (-10.09%)

**YoY**  
**231,782**  
 LY: 235,430 (-1.5%)



**This Month YoY**  
**88**  
 LY: 96 (-8.33%)

**YoY**  
**1545**  
 LY: 1,936 (-20.2%)

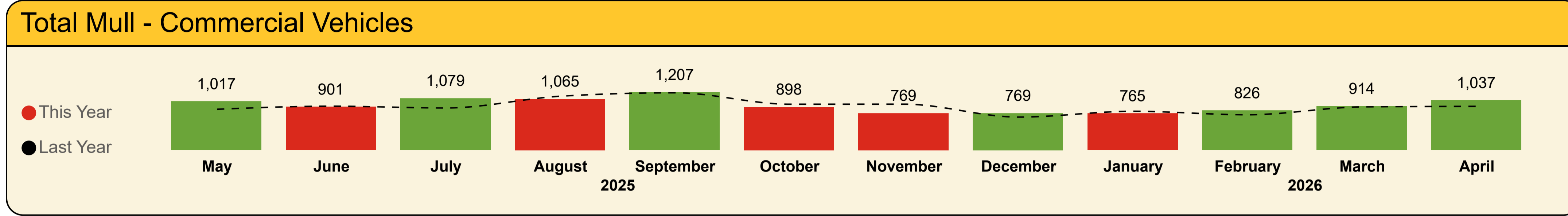


**This Month YoY**  
**843.7**  
 LY: 989.5 (-14.7%)

**YoY**  
**16.8K**  
 LY: 20.7K (-19%)

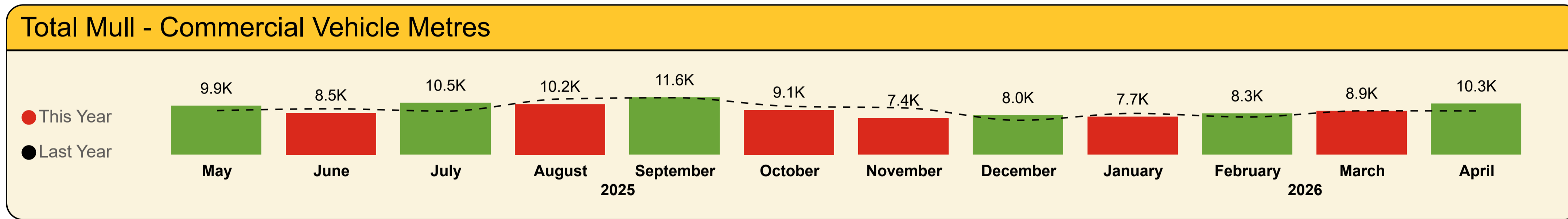


Shipped Passengers



**This Month YoY**  
**1,037**  
LY: 912 (+13.7%)

**YoY**  
**11,247**  
LY: 10,919 (+3%)



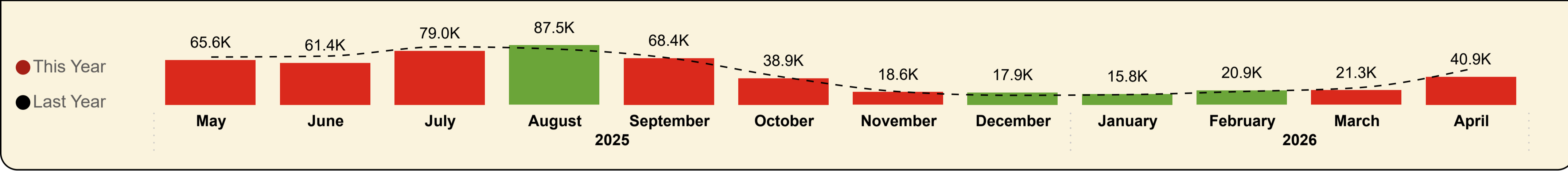
**This Month YoY**  
**10.3K**  
LY: 8.9K (+16.7%)

**YoY**  
**110.3K**  
LY: 109.9K (+0.4%)



Shipped Passengers

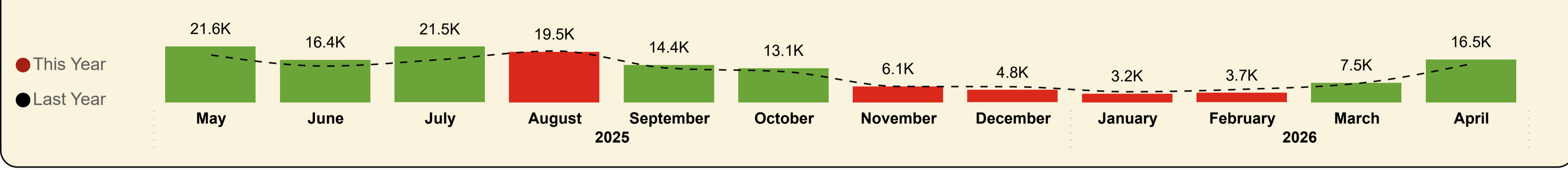
Oban - Craignure



**This Month YoY**  
**40,934**  
LY: 52,770 (-22.43%)

**YoY**  
**536,007**  
LY: 562,229 (-4.7%)

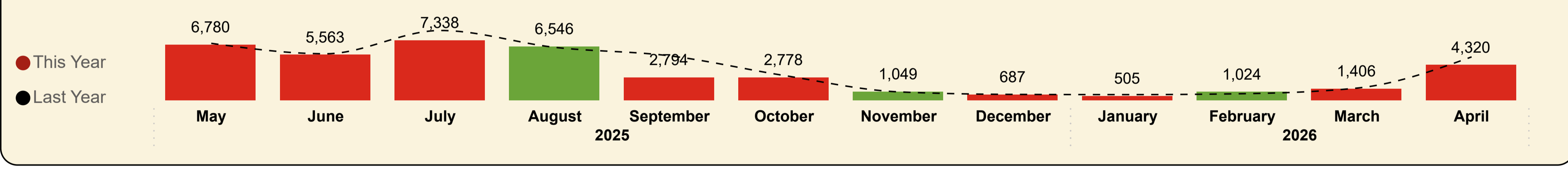
Fishnish - Lochaline



**This Month YoY**  
**16,531**  
LY: 14,884 (+11.07%)

**YoY**  
**148,330**  
LY: 136,772 (+8.5%)

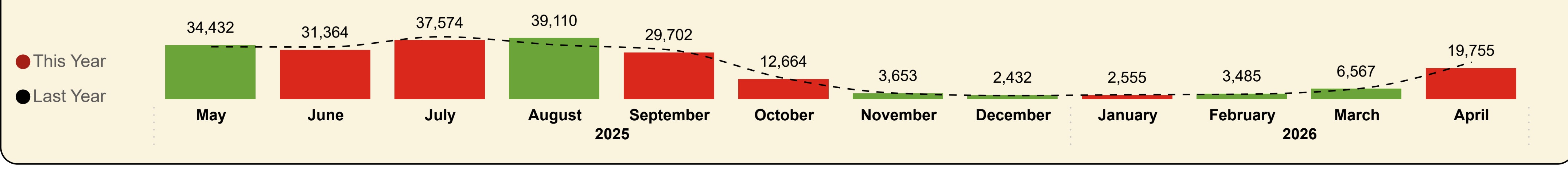
Tobermory - Kilchoan



**This Month YoY**  
**4,320**  
LY: 5,287 (-18.29%)

**YoY**  
**40,790**  
LY: 45,977 (-11.3%)

Fionnphort - Iona



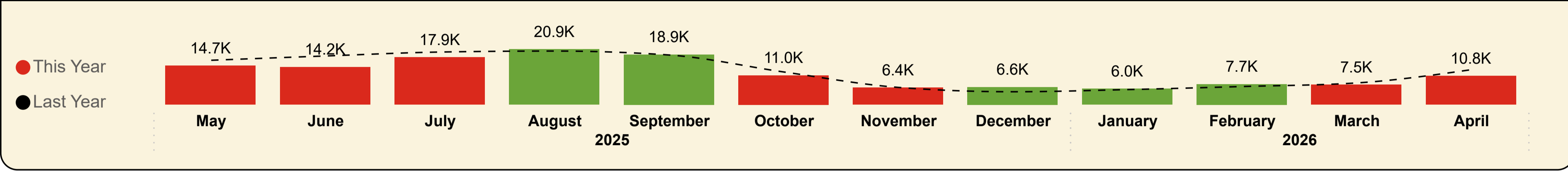
**This Month YoY**  
**19,755**  
LY: 23,606 (-16.31%)

**YoY**  
**223,293**  
LY: 227,492 (-1.8%)



### Shipped Cars

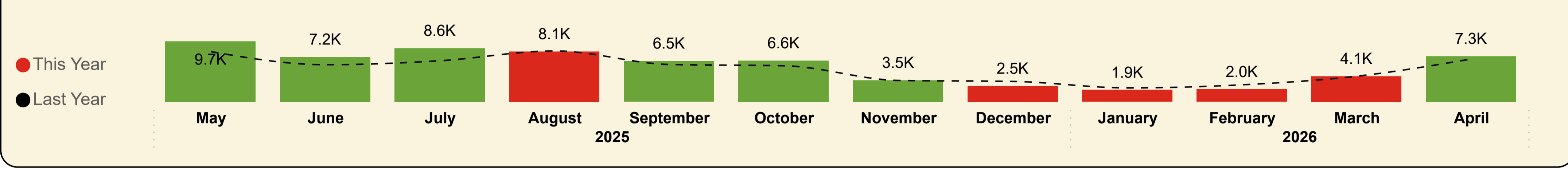
#### Oban - Craignure



**This Month YoY**  
**10,815**  
 LY: 13,223 (-18.21%)

**YoY**  
**142,791**  
 LY: 151,666 (-5.9%)

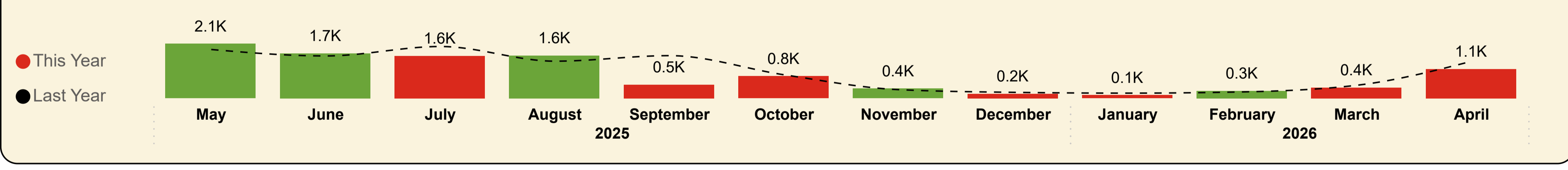
#### Fishnish - Lochaline



**This Month YoY**  
**7,310**  
 LY: 6,865 (+6.48%)

**YoY**  
**67,976**  
 LY: 63,066 (+7.8%)

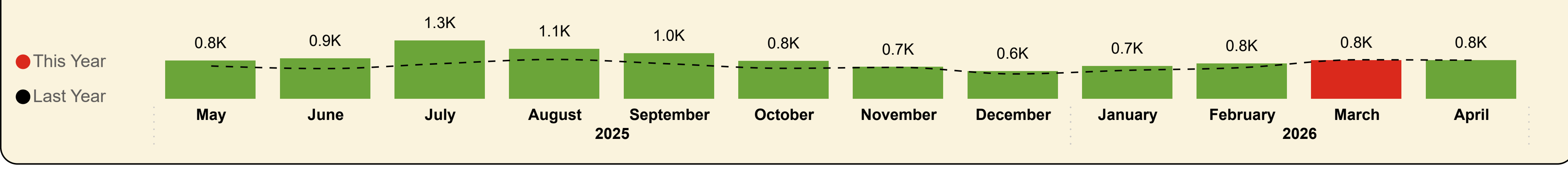
#### Tobermory - Kilchoan



**This Month YoY**  
**1,106**  
 LY: 1,398 (-20.89%)

**YoY**  
**10,774**  
 LY: 12,183 (-11.6%)

#### Fionnphort - Iona



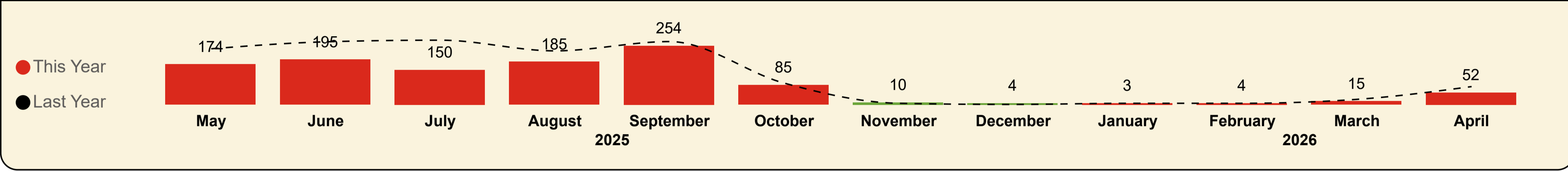
**This Month YoY**  
**832**  
 LY: 829 (+0.36%)

**YoY**  
**10,241**  
 LY: 8,515 (+20.3%)



Shipped Coaches

Oban - Craignure



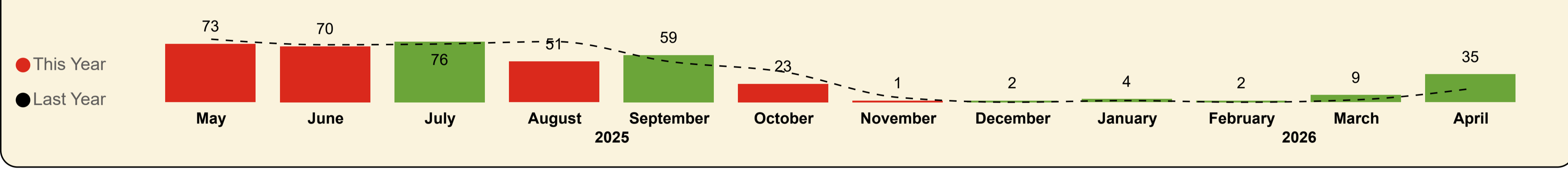
This Month YoY

**52**  
LY: 78 (-33.33%)

YoY

**1131**  
LY: 1,507 (-25%)

Fishnish - Lochaline



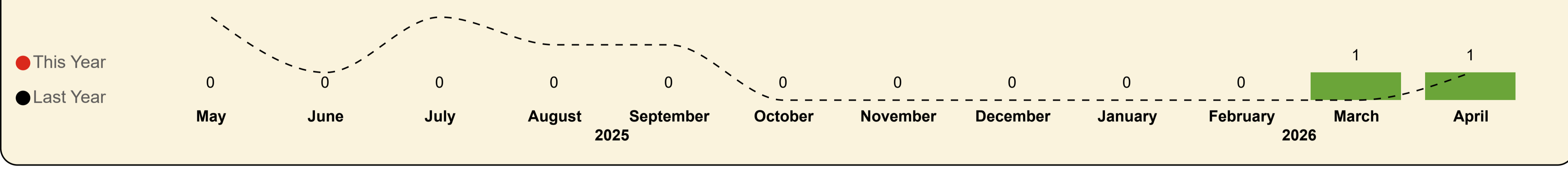
This Month YoY

**35**  
LY: 17 (+105.88%)

YoY

**405**  
LY: 417 (-2.9%)

Tobermory - Kilchoan



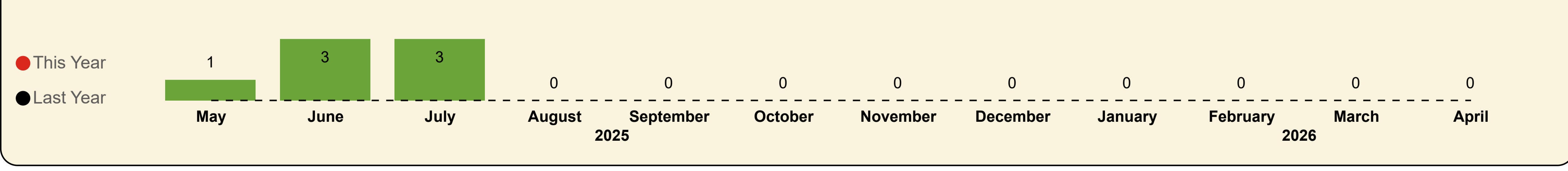
This Month YoY

**1**  
LY: 1 (+0%)

YoY

**2**  
LY: 12 (-83.3%)

Fionnphort - Iona



This Month YoY

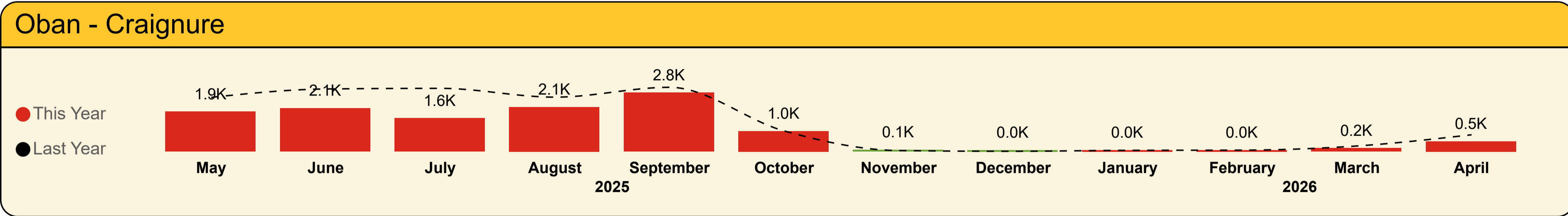
**0**  
LY: 0

YoY

**7**  
LY: 0

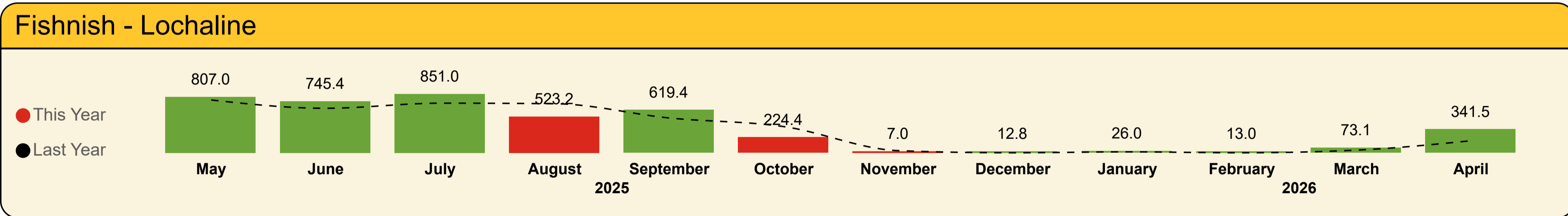


Shipped Coach Metres



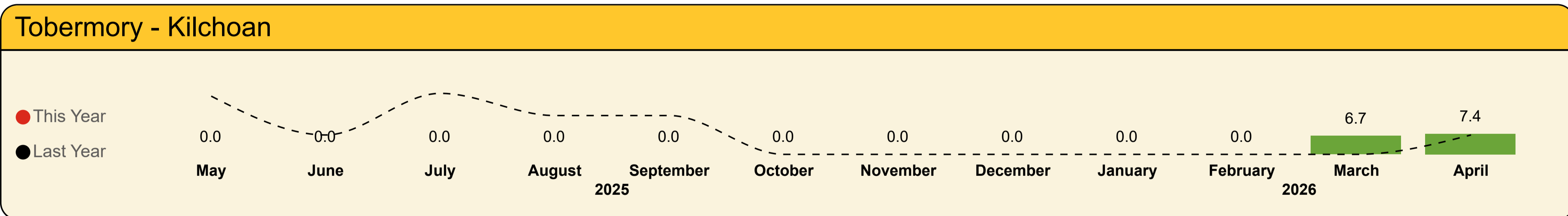
**This Month YoY**  
**494.8**  
LY: 808.4 (-38.8%)

**YoY**  
**12.4K**  
LY: 16.6K (-25.3%)



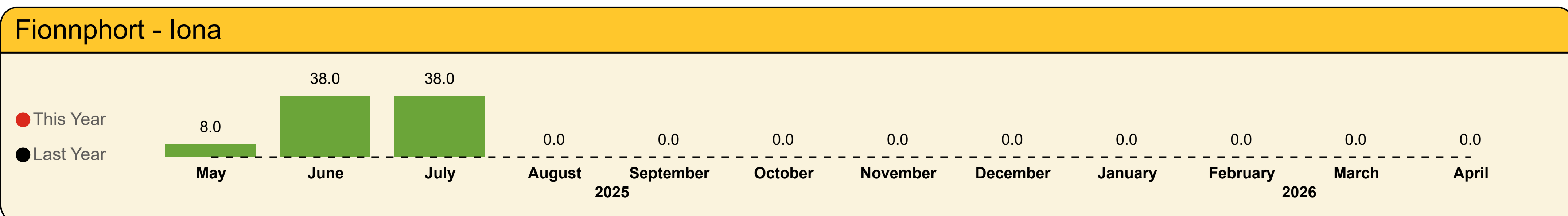
**This Month YoY**  
**341.5**  
LY: 174.1 (+96.2%)

**YoY**  
**4.2K**  
LY: 4.0K (+6.9%)



**This Month YoY**  
**7.4**  
LY: 7.0 (+5.7%)

**YoY**  
**14.1**  
LY: 85.0 (-83.4%)

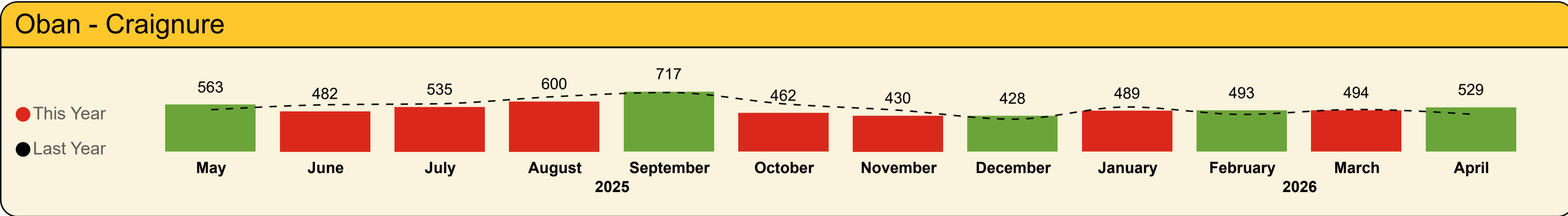


**This Month YoY**  
**0.0**  
LY: 0.0

**YoY**  
**84.0**  
LY: 0.0

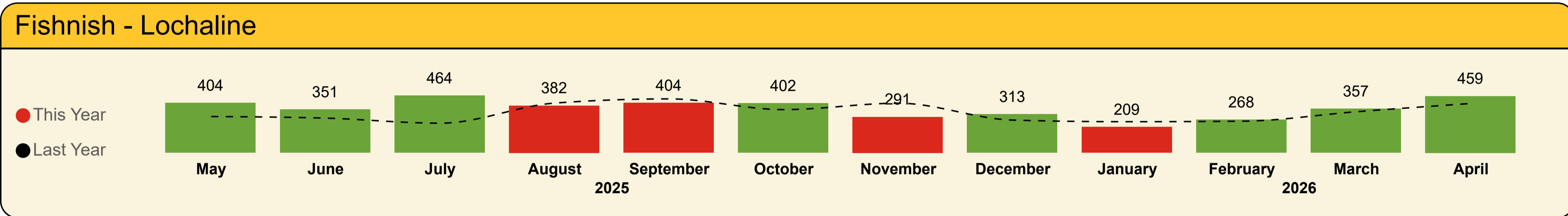


### Shipped Commercial Vehicles



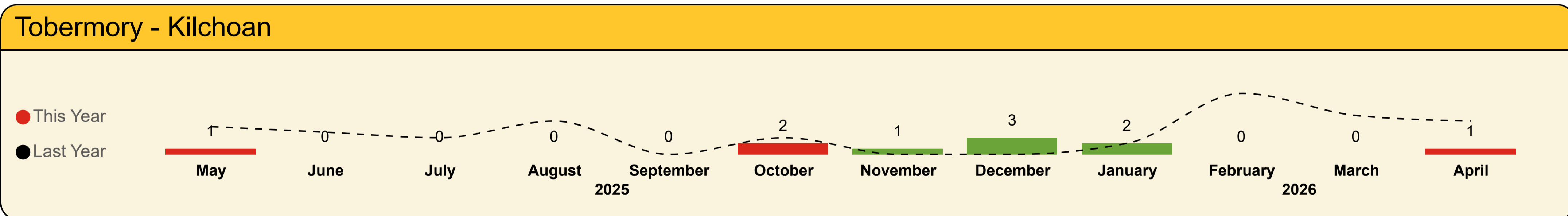
**This Month YoY**  
**529**  
 LY: 448 (+18.1%)

**YoY**  
**6,222**  
 LY: 6,395 (-2.7%)



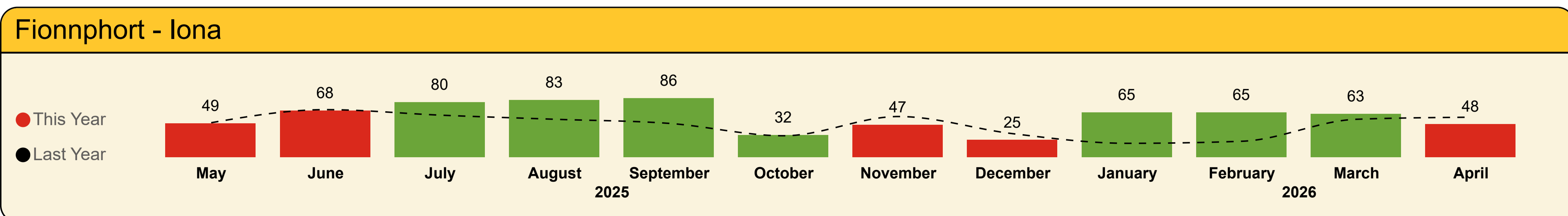
**This Month YoY**  
**459**  
 LY: 400 (+14.8%)

**YoY**  
**4,304**  
 LY: 3,913 (+10%)



**This Month YoY**  
**1**  
 LY: 6 (-83.3%)

**YoY**  
**10**  
 LY: 47 (-78.7%)

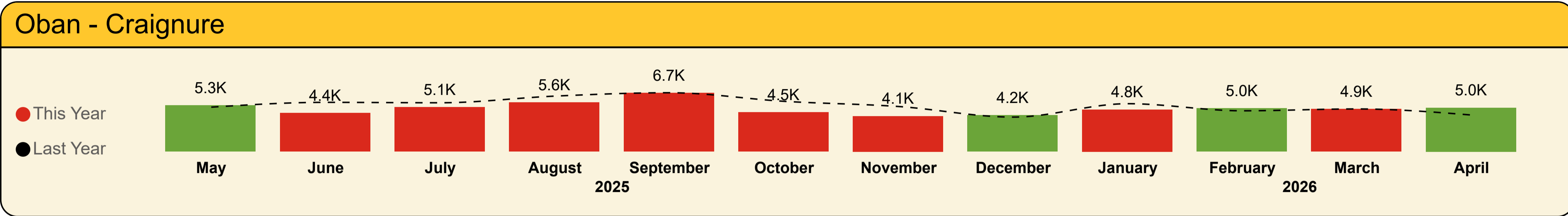


**This Month YoY**  
**48**  
 LY: 58 (-17.2%)

**YoY**  
**711**  
 LY: 564 (+26.1%)

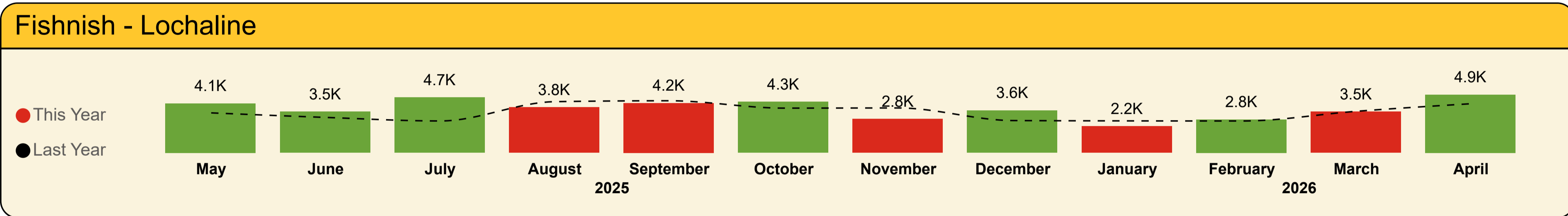


### Shipped Commercial Vehicle Metres



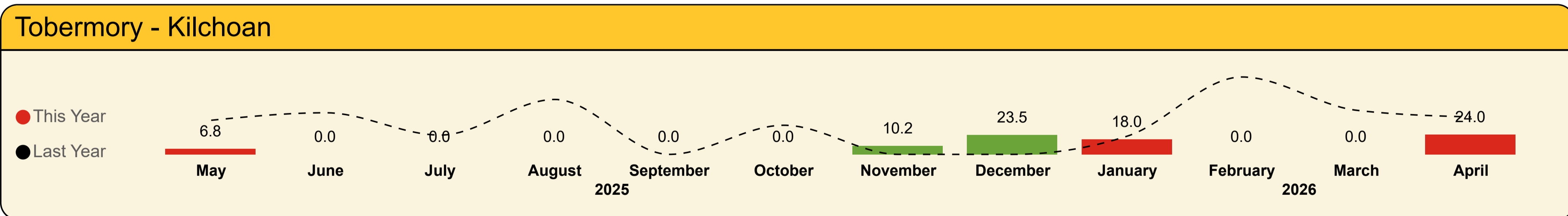
**This Month YoY**  
**5.0K**  
 LY: 4.2K (+20.1%)

**YoY**  
**59.4K**  
 LY: 63.4K (-6.3%)



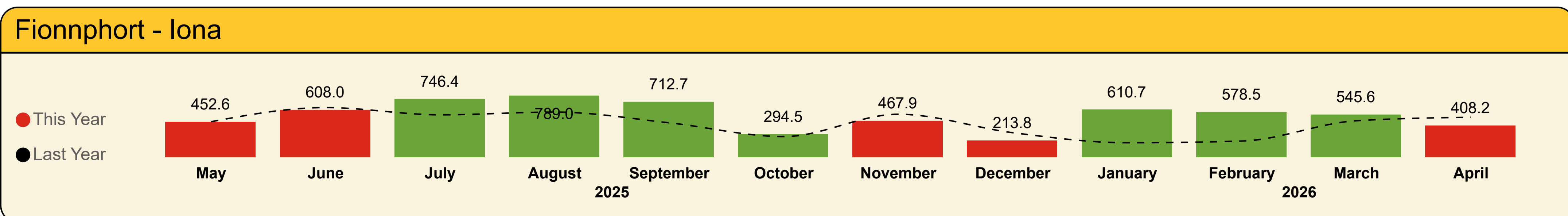
**This Month YoY**  
**4.9K**  
 LY: 4.1K (+18.5%)

**YoY**  
**44.3K**  
 LY: 40.9K (+8.4%)



**This Month YoY**  
**24.0**  
 LY: 45.0 (-46.7%)

**YoY**  
**82.5**  
 LY: 428.2 (-80.7%)



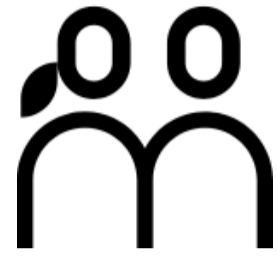
**This Month YoY**  
**408.2**  
 LY: 512.0 (-20.3%)

**YoY**  
**6.4K**  
 LY: 5.1K (+24.8%)



Mull Total

Contractual Carrying Groups



**This Month YoY**  
**81,540**  
LY: 96,547 (-15.5%)

**YoY**  
**948,420**  
LY: 972,470 (-2.5%)

Passengers



**This Month YoY**  
**20,063**  
LY: 22,315 (-10.1%)

**YoY**  
**231,782**  
LY: 235,430 (-1.5%)

Cars



**This Month YoY**  
**843.70**  
LY: 989.50 (-14.7%)

**YoY**  
**16.76K**  
LY: 20.69K (-19%)

Coach Metres



**This Month YoY**  
**10.34K**  
LY: 8.86K (+16.7%)

**YoY**  
**110.26K**  
LY: 109.85K (+0.4%)

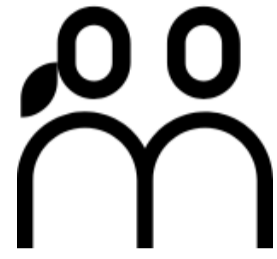
Commercial Vehicle Metres

Year	Month	Last Year	This Year	Variance
2025	May	128,612	128,381	-0.2%
2025	June	124,276	114,719	-7.7%
2025	July	149,915	145,400	-3.0%
2025	August	142,715	152,604	6.9%
2025	September	118,544	115,339	-2.7%
2025	October	68,548	67,413	-1.7%
2025	November	30,039	29,379	-2.2%
2025	December	22,633	25,773	13.9%
2026	January	22,324	22,082	-1.1%
2026	February	28,230	29,031	2.8%
2026	March	40,087	36,759	-8.3%
2026	April	96,547	81,540	-15.5%
<b>Total</b>		<b>972,470</b>	<b>948,420</b>	<b>-2.5%</b>

Year	Month	Last Year	This Year	Variance
2025	May	25,842	27,309	-0.1%
2025	June	25,956	23,951	-9.9%
2025	July	28,807	29,299	0.5%
2025	August	29,727	31,675	3.4%
2025	September	25,735	26,918	-0.6%
2025	October	18,712	19,307	-1.7%
2025	November	10,536	10,946	0.1%
2025	December	8,607	9,923	11.5%
2026	January	8,537	8,754	0.2%
2026	February	10,318	10,796	2.9%
2026	March	13,364	12,841	-5.9%
2026	April	21,801	20,063	-10.1%
<b>Total</b>		<b>227,942</b>	<b>231,782</b>	<b>-1.5%</b>

Year	Month	Last Year	This Year	Variance
2025	May	3,262.3	2,734.7	-19.3%
2025	June	3,556.0	2,868.8	-21.6%
2025	July	3,614.8	2,497.7	-33.9%
2025	August	3,306.8	2,667.9	-20.1%
2025	September	3,441.1	3,452.0	-4.3%
2025	October	1,385.2	1,212.5	-11.7%
2025	November	68.1	92.6	13.3%
2025	December	14.7	38.4	161.2%
2026	January	100.1	54.3	-26.7%
2026	February	76.5	51.0	-27.1%
2026	March	345.3	246.4	-20.3%
2026	April	1,067.4	843.7	-14.7%
<b>Total</b>		<b>20,238.2</b>	<b>16,759.9</b>	<b>-19.0%</b>

Year	Month	Last Year	This Year	Variance
2025	May	8,346.9	9,889.8	10.8%
2025	June	8,690.8	8,467.1	-8.9%
2025	July	8,595.4	10,477.6	18.8%
2025	August	10,860.5	10,226.6	-9.4%
2025	September	11,006.7	11,597.7	0.5%
2025	October	9,576.8	9,055.4	-7.6%
2025	November	9,242.5	7,388.8	-22.0%
2025	December	6,745.9	7,960.1	14.3%
2026	January	8,118.7	7,660.4	-8.4%
2026	February	7,590.6	8,337.3	9.2%
2026	March	8,767.0	8,856.4	-0.3%
2026	April	8,657.5	10,338.8	16.7%
<b>Total</b>		<b>106,199.1</b>	<b>110,255.8</b>	<b>0.4%</b>



<b>This Month YoY</b>	<b>YoY</b>
<b>40,934</b>	<b>536,007</b>
LY: 52,770 (-22.4%)	LY: 562,229 (-4.7%)

**Passengers**



<b>This Month YoY</b>	<b>YoY</b>
<b>10,815</b>	<b>142,791</b>
LY: 13,223 (-18.2%)	LY: 151,666 (-5.9%)

**Cars**



<b>This Month YoY</b>	<b>YoY</b>
<b>494.80</b>	<b>12.42K</b>
LY: 808.40 (-38.8%)	LY: 16.63K (-25.3%)

**Coach Metres**



<b>This Month YoY</b>	<b>YoY</b>
<b>5.02K</b>	<b>59.41K</b>
LY: 4.18K (+20.1%)	LY: 63.39K (-6.3%)

**Commercial Vehicle Metres**

Year	Month	Last Year	This Year	Variance
2025	May	70,030	65,595	-6.3%
2025	June	71,400	61,389	-14.0%
2025	July	85,140	78,992	-7.2%
2025	August	81,796	87,455	6.9%
2025	September	68,578	68,398	-0.3%
2025	October	40,434	38,856	-3.9%
2025	November	19,248	18,595	-3.4%
2025	December	13,775	17,893	29.9%
2026	January	14,842	15,778	6.3%
2026	February	19,378	20,871	7.7%
2026	March	24,838	21,251	-14.4%
2026	April	52,770	40,934	-22.4%
<b>Total</b>		<b>562,229</b>	<b>536,007</b>	<b>-4.7%</b>

Year	Month	Last Year	This Year	Variance
2025	May	16,121	14,717	-12.2%
2025	June	18,552	14,188	-22.8%
2025	July	20,254	17,868	-10.1%
2025	August	19,902	20,923	3.4%
2025	September	18,018	18,899	0.9%
2025	October	12,031	11,045	-10.4%
2025	November	6,346	6,427	-1.2%
2025	December	4,782	6,621	35.8%
2026	January	5,555	6,032	5.9%
2026	February	6,736	7,736	12.9%
2026	March	8,121	7,520	-8.4%
2026	April	13,006	10,815	-18.2%
<b>Total</b>		<b>149,424</b>	<b>142,791</b>	<b>-5.9%</b>

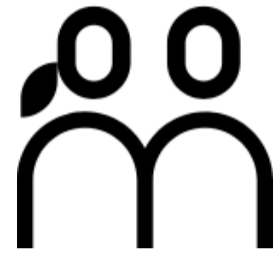
Year	Month	Last Year	This Year	Variance
2025	May	2,570.1	1,919.7	-26.3%
2025	June	2,977.5	2,085.4	-30.7%
2025	July	2,997.2	1,608.7	-47.1%
2025	August	2,634.0	2,144.7	-18.0%
2025	September	2,930.4	2,832.6	-8.3%
2025	October	987.1	988.1	-0.6%
2025	November	57.1	85.6	68.8%
2025	December	14.7	25.6	74.1%
2026	January	61.1	28.3	-53.7%
2026	February	70.1	38.0	-45.7%
2026	March	271.9	166.6	-38.5%
2026	April	815.2	494.8	-38.8%
<b>Total</b>		<b>16,386.3</b>	<b>12,418.1</b>	<b>-25.3%</b>

Year	Month	Last Year	This Year	Variance
2025	May	4,934.6	5,280.8	4.0%
2025	June	5,696.0	4,407.3	-21.7%
2025	July	5,597.4	5,072.3	-9.1%
2025	August	6,106.4	5,609.4	-11.6%
2025	September	6,536.8	6,705.6	-0.3%
2025	October	5,750.7	4,480.6	-22.0%
2025	November	5,084.9	4,061.7	-21.2%
2025	December	3,920.1	4,163.2	5.6%
2026	January	5,364.3	4,801.0	-12.3%
2026	February	4,745.2	4,953.9	6.2%
2026	March	4,854.2	4,856.8	-0.4%
2026	April	4,098.0	5,016.9	20.1%
<b>Total</b>		<b>62,688.4</b>	<b>59,409.4</b>	<b>-6.3%</b>



Fishnish - Lochaline

Contractual Carrying Groups



<b>This Month YoY</b>	<b>YoY</b>
<b>16,531</b>	<b>148,330</b>
LY: 14,884 (+11.1%)	LY: 136,772 (+8.5%)

Passengers



<b>This Month YoY</b>	<b>YoY</b>
<b>7,310</b>	<b>67,976</b>
LY: 6,865 (+6.5%)	LY: 63,066 (+7.8%)

Cars



<b>This Month YoY</b>	<b>YoY</b>
<b>341.50</b>	<b>4.24K</b>
LY: 174.10 (+96.2%)	LY: 3.97K (+6.9%)

Coach Metres



<b>This Month YoY</b>	<b>YoY</b>
<b>4.89K</b>	<b>44.34K</b>
LY: 4.13K (+18.5%)	LY: 40.88K (+8.4%)

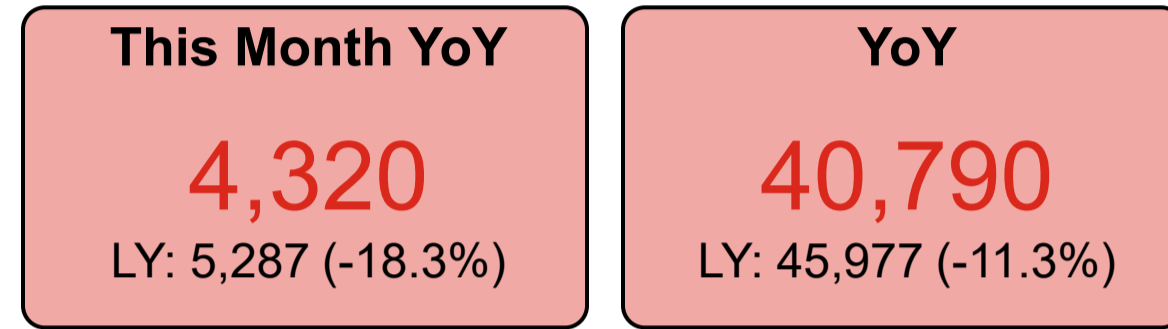
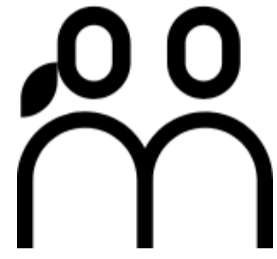
Commercial Vehicle Metres

Year	Month	Last Year	This Year	Variance
2025	May	18,246	21,574	18.2%
2025	June	13,982	16,403	17.3%
2025	July	16,480	21,496	30.4%
2025	August	19,810	19,493	-1.6%
2025	September	13,142	14,445	9.9%
2025	October	11,825	13,115	10.9%
2025	November	6,124	6,082	-0.7%
2025	December	5,984	4,761	-20.4%
2026	January	4,051	3,244	-19.9%
2026	February	4,990	3,651	-26.8%
2026	March	7,254	7,535	3.9%
2026	April	14,884	16,531	11.1%
<b>Total</b>		<b>136,772</b>	<b>148,330</b>	<b>8.5%</b>

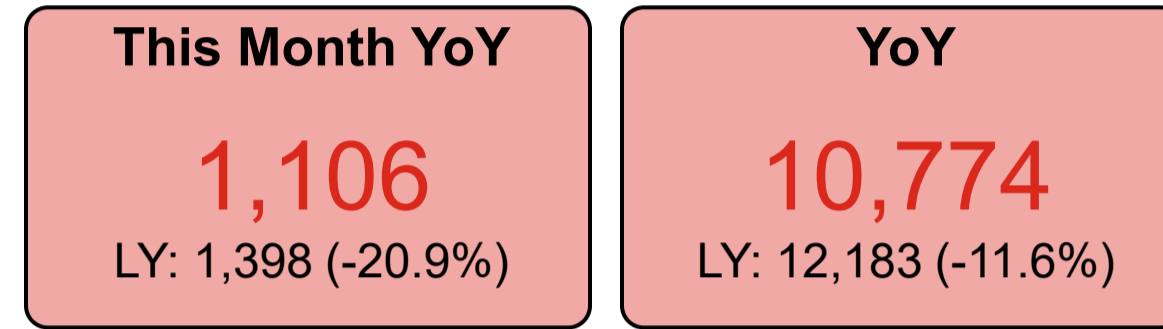
Year	Month	Last Year	This Year	Variance
2025	May	7,807	9,703	20.9%
2025	June	5,741	7,192	21.0%
2025	July	6,416	8,571	30.2%
2025	August	7,962	8,062	-1.1%
2025	September	5,672	6,527	9.2%
2025	October	5,461	6,612	14.6%
2025	November	3,323	3,462	1.1%
2025	December	3,181	2,532	-22.5%
2026	January	2,211	1,899	-14.8%
2026	February	2,729	2,022	-25.9%
2026	March	3,964	4,084	-0.5%
2026	April	6,619	7,310	6.5%
<b>Total</b>		<b>61,086</b>	<b>67,976</b>	<b>7.8%</b>

Year	Month	Last Year	This Year	Variance
2025	May	679.2	807.0	5.8%
2025	June	578.5	745.4	15.9%
2025	July	611.6	851.0	18.7%
2025	August	665.5	523.2	-26.2%
2025	September	489.3	619.4	23.2%
2025	October	398.1	224.4	-40.7%
2025	November	11.0	7.0	-77.4%
2025	December	0.0	12.8	0.0%
2026	January	39.0	26.0	100.0%
2026	February	6.4	13.0	0.0%
2026	March	73.4	73.1	90.4%
2026	April	237.7	341.5	96.2%
<b>Total</b>		<b>3,789.7</b>	<b>4,243.8</b>	<b>6.9%</b>


Year	Month	Last Year	This Year	Variance
2025	May	3,262.1	4,149.6	23.7%
2025	June	2,805.3	3,451.8	16.1%
2025	July	2,747.0	4,658.9	74.1%
2025	August	4,261.3	3,828.2	-10.9%
2025	September	4,194.4	4,179.3	-4.5%
2025	October	3,584.5	4,280.3	14.0%
2025	November	3,712.1	2,849.0	-24.4%
2025	December	2,636.8	3,559.6	31.4%
2026	January	2,534.4	2,230.8	-16.8%
2026	February	2,540.9	2,804.9	4.9%
2026	March	3,452.7	3,454.0	-1.0%
2026	April	4,061.2	4,889.7	18.5%
<b>Total</b>		<b>39,792.5</b>	<b>44,336.1</b>	<b>8.4%</b>



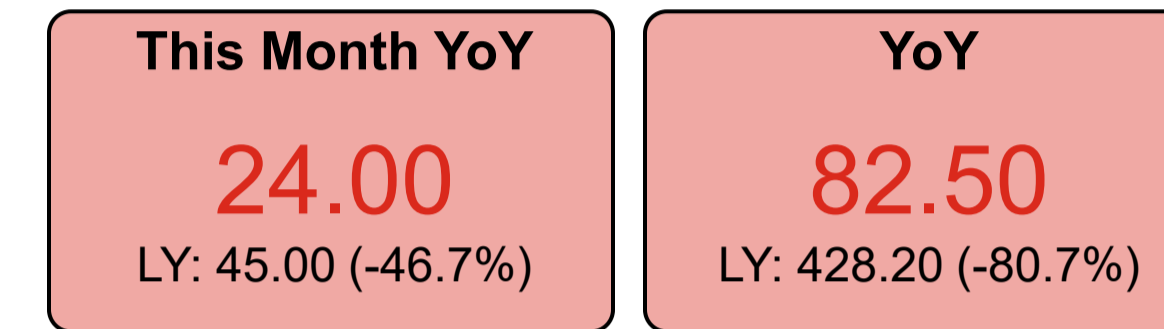
**Passengers**



**Cars**



**Coach Metres**



**Commercial Vehicle Metres**

Year	Month	Last Year	This Year	Variance
2025	May	6,944	6,780	-2.4%
2025	June	5,671	5,563	-1.9%
2025	July	8,513	7,338	-13.8%
2025	August	6,452	6,546	1.5%
2025	September	5,421	2,794	-48.5%
2025	October	3,016	2,778	-7.9%
2025	November	1,016	1,049	3.2%
2025	December	708	687	-3.0%
2026	January	680	505	-25.7%
2026	February	790	1,024	29.6%
2026	March	1,479	1,406	-4.9%
2026	April	5,287	4,320	-18.3%
<b>Total</b>		<b>45,977</b>	<b>40,790</b>	<b>-11.3%</b>

Year	Month	Last Year	This Year	Variance
2025	May	1,778	2,062	11.9%
2025	June	1,545	1,698	6.1%
2025	July	1,876	1,601	-18.1%
2025	August	1,329	1,613	15.0%
2025	September	1,509	512	-68.2%
2025	October	853	836	-5.9%
2025	November	308	371	13.5%
2025	December	214	174	-23.0%
2026	January	197	120	-38.8%
2026	February	242	279	15.3%
2026	March	484	402	-18.6%
2026	April	1,341	1,106	-20.9%
<b>Total</b>		<b>11,676</b>	<b>10,774</b>	<b>-11.6%</b>

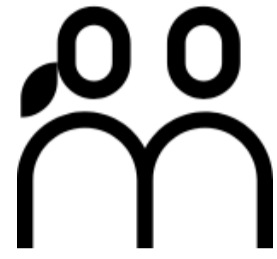
Year	Month	Last Year	This Year	Variance
2025	May	0.0	0.0	-100.0%
2025	June	0.0	0.0	-100.0%
2025	July	6.0	0.0	-100.0%
2025	August	7.3	0.0	-100.0%
2025	September	14.0	0.0	-100.0%
2025	October	0.0	0.0	0.0%
2025	November	0.0	0.0	0.0%
2025	December	0.0	0.0	0.0%
2026	January	0.0	0.0	0.0%
2026	February	0.0	0.0	0.0%
2026	March	0.0	6.7	0.0%
2026	April	14.5	7.4	5.7%
<b>Total</b>		<b>41.8</b>	<b>14.1</b>	<b>-83.4%</b>

Year	Month	Last Year	This Year	Variance
2025	May	32.0	6.8	-83.4%
2025	June	45.5	0.0	-100.0%
2025	July	23.2	0.0	-100.0%
2025	August	66.0	0.0	-100.0%
2025	September	0.0	0.0	0.0%
2025	October	35.0	0.0	-100.0%
2025	November	0.0	10.2	0.0%
2025	December	0.0	23.5	0.0%
2026	January	22.0	18.0	-18.2%
2026	February	78.0	0.0	-100.0%
2026	March	53.0	0.0	-100.0%
2026	April	36.5	24.0	-46.7%
<b>Total</b>		<b>391.2</b>	<b>82.5</b>	<b>-80.7%</b>



Fionnphort - Iona

Contractual Carrying Groups



<b>This Month YoY</b>	<b>YoY</b>
<b>19,755</b>	<b>223,293</b>
LY: 23,606 (-16.3%)	LY: 227,492 (-1.8%)

Passengers



<b>This Month YoY</b>	<b>YoY</b>
<b>832</b>	<b>10,241</b>
LY: 829 (+0.4%)	LY: 8,515 (+20.3%)

Cars



<b>This Month YoY</b>	<b>YoY</b>
<b>0.00</b>	<b>84.00</b>
LY: 0.00	LY: 0.00

Coach Metres



<b>This Month YoY</b>	<b>YoY</b>
<b>408.20</b>	<b>6.43K</b>
LY: 512.00 (-20.3%)	LY: 5.15K (+24.8%)

Commercial Vehicle Metres

Year	Month	Last Year	This Year	Variance
2025	May	33,392	34,432	3.1%
2025	June	33,223	31,364	-5.6%
2025	July	39,782	37,574	-5.6%
2025	August	34,657	39,110	12.8%
2025	September	31,403	29,702	-5.4%
2025	October	13,273	12,664	-4.6%
2025	November	3,651	3,653	0.1%
2025	December	2,166	2,432	12.3%
2026	January	2,751	2,555	-7.1%
2026	February	3,072	3,485	13.4%
2026	March	6,516	6,567	0.8%
2026	April	23,606	19,755	-16.3%
<b>Total</b>		<b>227,492</b>	<b>223,293</b>	<b>-1.8%</b>

Year	Month	Last Year	This Year	Variance
2025	May	136	827	17.5%
2025	June	118	873	34.7%
2025	July	261	1,259	66.8%
2025	August	534	1,077	27.3%
2025	September	536	980	30.5%
2025	October	367	814	24.5%
2025	November	559	686	1.6%
2025	December	430	596	11.8%
2026	January	574	703	15.1%
2026	February	611	759	13.3%
2026	March	795	835	-0.5%
2026	April	835	832	0.4%
<b>Total</b>		<b>5,756</b>	<b>10,241</b>	<b>20.3%</b>

Year	Month	Last Year	This Year	Variance
2025	May	13.0	8.0	0.0%
2025	June	0.0	38.0	0.0%
2025	July	0.0	38.0	0.0%
2025	August	0.0	0.0	0.0%
2025	September	7.4	0.0	0.0%
2025	October	0.0	0.0	0.0%
2025	November	0.0	0.0	0.0%
2025	December	0.0	0.0	0.0%
2026	January	0.0	0.0	0.0%
2026	February	0.0	0.0	0.0%
2026	March	0.0	0.0	0.0%
2026	April	0.0	0.0	0.0%
<b>Total</b>		<b>20.4</b>	<b>84.0</b>	<b>0.0%</b>

Year	Month	Last Year	This Year	Variance
2025	May	118.3	452.6	-0.5%
2025	June	144.0	608.0	-4.4%
2025	July	227.8	746.4	37.4%
2025	August	426.8	789.0	36.4%
2025	September	275.5	712.7	61.9%
2025	October	206.6	294.5	11.8%
2025	November	445.5	467.9	-15.0%
2025	December	189.0	213.8	-31.7%
2026	January	198.0	610.7	231.9%
2026	February	226.5	578.5	180.8%
2026	March	407.2	545.6	16.8%
2026	April	461.8	408.2	-20.3%
<b>Total</b>		<b>3,327.0</b>	<b>6,427.9</b>	<b>24.8%</b>



Cars



Fionnphort - Iona

Year	Month	Last Year	This Year	Var %
2025	May	106	486	508.8%
2025	June	85	479	639.8%
2025	July	202	635	373.2%
2025	August	379	545	103.0%
2025	September	351	550	82.5%
2025	October	263	455	119.1%
2025	November	298	338	3.0%
2025	December	262	385	38.1%
2026	January	375	428	19.0%
2026	February	345	440	22.3%
2026	March	465	449	-0.1%
2026	April	504	430	-0.5%
<b>Total</b>		<b>3,635</b>	<b>5,620</b>	<b>74.2%</b>

Fishnish - Lochaline

Year	Month	Last Year	This Year	Var %
2025	May	5,770	6,510	17.3%
2025	June	4,408	5,286	25.9%
2025	July	4,782	6,358	33.4%
2025	August	6,042	5,968	1.2%
2025	September	4,264	4,586	15.0%
2025	October	3,932	4,530	21.1%
2025	November	2,280	2,481	4.0%
2025	December	2,258	1,771	-20.4%
2026	January	1,404	1,291	-14.1%
2026	February	1,848	1,419	-26.3%
2026	March	2,814	2,928	3.3%
2026	April	4,792	5,152	10.2%
<b>Total</b>		<b>44,594</b>	<b>48,280</b>	<b>10.4%</b>

Oban - Craignure

Year	Month	Last Year	This Year	Var %
2025	May	12,770	11,477	-10.4%
2025	June	15,095	11,302	-25.0%
2025	July	16,713	14,602	-13.3%
2025	August	16,447	16,916	3.4%
2025	September	14,368	14,699	3.3%
2025	October	9,385	8,391	-10.3%
2025	November	4,994	5,108	0.8%
2025	December	3,892	5,331	37.8%
2026	January	4,354	4,633	7.2%
2026	February	5,377	5,988	14.1%
2026	March	6,452	5,894	-8.4%
2026	April	10,268	8,282	-18.1%
<b>Total</b>		<b>120,115</b>	<b>112,623</b>	<b>-5.9%</b>

Tobermory - Kilchoan

Year	Month	Last Year	This Year	Var %
2025	May	1,337	1,462	11.0%
2025	June	1,207	1,238	2.1%
2025	July	1,530	1,228	-18.2%
2025	August	1,058	1,246	15.0%
2025	September	1,146	165	-85.9%
2025	October	707	677	-2.6%
2025	November	276	304	20.5%
2025	December	189	138	-23.8%
2026	January	177	57	-69.5%
2026	February	214	248	15.3%
2026	March	395	354	-17.1%
2026	April	1,084	826	-17.5%
<b>Total</b>		<b>9,320</b>	<b>7,943</b>	<b>-14.0%</b>



LGVs



Fionnphort - Iona

Year	Month	Last Year	This Year	Var
2025	May	29	328	1,031.0%
2025	June	33	376	1,039.4%
2025	July	52	549	955.8%
2025	August	144	488	238.9%
2025	September	162	402	148.1%
2025	October	96	311	224.0%
2025	November	242	227	-6.2%
2025	December	160	195	21.9%
2026	January	193	214	10.9%
2026	February	250	260	4.0%
2026	March	308	290	-5.8%
2026	April	314	388	23.6%
<b>Total</b>		<b>1,983</b>	<b>4,028</b>	<b>103.1%</b>

Fishnish - Lochaline

Year	Month	Last Year	This Year	Var
2025	May	907	1,123	23.8%
2025	June	650	990	52.3%
2025	July	902	1,041	15.4%
2025	August	936	1,015	8.4%
2025	September	711	930	30.8%
2025	October	886	1,223	38.0%
2025	November	824	721	-12.5%
2025	December	771	596	-22.7%
2026	January	698	479	-31.4%
2026	February	719	439	-38.9%
2026	March	864	811	-6.1%
2026	April	933	1,052	12.8%
<b>Total</b>		<b>9,801</b>	<b>10,420</b>	<b>6.3%</b>

Oban - Craignure

Year	Month	Last Year	This Year	Var
2025	May	1,067	944	-11.5%
2025	June	1,230	896	-27.2%
2025	July	1,255	1,073	-14.5%
2025	August	1,206	1,159	-3.9%
2025	September	1,170	1,225	4.7%
2025	October	1,197	1,048	-12.4%
2025	November	917	856	-6.7%
2025	December	635	810	27.6%
2026	January	888	924	4.1%
2026	February	982	1,199	22.1%
2026	March	1,103	966	-12.4%
2026	April	1,002	928	-7.4%
<b>Total</b>		<b>12,652</b>	<b>12,028</b>	<b>-4.9%</b>

Tobermory - Kilchoan

Year	Month	Last Year	This Year	Var
2025	May	36	64	77.8%
2025	June	47	55	17.0%
2025	July	41	47	14.6%
2025	August	25	43	72.0%
2025	September	42	3	-92.9%
2025	October	33	36	9.1%
2025	November	15	39	160.0%
2025	December	10	7	-30.0%
2026	January	10	2	-80.0%
2026	February	15	7	-53.3%
2026	March	44	16	-63.6%
2026	April	46	43	-6.5%
<b>Total</b>		<b>364</b>	<b>362</b>	<b>-0.5%</b>



Motorhomes



Fionnphort - Iona

Year	Month	Last Year	This Year	Var
2025	May	0	2	0.0%
2025	June	0	0	0.0%
2025	July	0	8	0.0%
2025	August	2	4	100.0%
2025	September	3	2	-33.3%
2025	October	4	1	-75.0%
2025	November	4	1	-75.0%
2025	December	2	2	0.0%
2026	January	4	4	0.0%
2026	February	3	2	-33.3%
2026	March	4	1	-75.0%
2026	April	0	3	0.0%
<b>Total</b>		<b>26</b>	<b>30</b>	<b>15.4%</b>

Fishnish - Lochaline

Year	Month	Last Year	This Year	Var
2025	May	948	1,274	34.4%
2025	June	541	784	44.9%
2025	July	567	941	66.0%
2025	August	738	878	19.0%
2025	September	557	867	55.7%
2025	October	407	576	41.5%
2025	November	80	105	31.3%
2025	December	54	86	59.3%
2026	January	25	59	136.0%
2026	February	57	71	24.6%
2026	March	137	228	66.4%
2026	April	721	925	28.3%
<b>Total</b>		<b>4,832</b>	<b>6,794</b>	<b>40.6%</b>

Oban - Craignure

Year	Month	Last Year	This Year	Var
2025	May	1,885	1,679	-10.9%
2025	June	1,824	1,390	-23.8%
2025	July	1,840	1,539	-16.4%
2025	August	1,797	2,019	12.4%
2025	September	1,928	2,158	11.9%
2025	October	887	878	-1.0%
2025	November	237	239	0.8%
2025	December	137	275	100.7%
2026	January	129	183	41.9%
2026	February	184	254	38.0%
2026	March	341	387	13.5%
2026	April	1,494	1,190	-20.3%
<b>Total</b>		<b>12,683</b>	<b>12,191</b>	<b>-3.9%</b>

Tobermory - Kilchoan

Year	Month	Last Year	This Year	Var
2025	May	394	429	8.9%
2025	June	283	275	-2.8%
2025	July	290	252	-13.1%
2025	August	237	230	-3.0%
2025	September	312	44	-85.9%
2025	October	108	105	-2.8%
2025	November	11	18	63.6%
2025	December	9	10	11.1%
2026	January	2	1	-50.0%
2026	February	10	16	60.0%
2026	March	31	28	-9.7%
2026	April	200	231	15.5%
<b>Total</b>		<b>1,887</b>	<b>1,639</b>	<b>-13.1%</b>



Caravans



Fionnphort - Iona

Year	Month	Last Year	This Year	Var
2025	May	0	0	0.0%
2025	June	0	0	0.0%
2025	July	0	0	0.0%
2025	August	1	0	-100.0%
2025	September	0	0	0.0%
2025	October	0	0	0.0%
2025	November	0	0	0.0%
2025	December	0	0	0.0%
2026	January	0	0	0.0%
2026	February	0	0	0.0%
2026	March	0	0	0.0%
2026	April	0	0	0.0%
<b>Total</b>		<b>1</b>	<b>0</b>	<b>-100.0%</b>

Fishnish - Lochaline

Year	Month	Last Year	This Year	Var
2025	May	17	48	182.4%
2025	June	23	28	21.7%
2025	July	30	33	10.0%
2025	August	46	32	-30.4%
2025	September	22	23	4.5%
2025	October	20	18	-10.0%
2025	November	8	1	-87.5%
2025	December	4	3	-25.0%
2026	January	8	7	-12.5%
2026	February	5	5	0.0%
2026	March	7	4	-42.9%
2026	April	27	21	-22.2%
<b>Total</b>		<b>217</b>	<b>223</b>	<b>2.8%</b>

Oban - Craignure


Year	Month	Last Year	This Year	Var
2025	May	161	168	4.3%
2025	June	145	147	1.4%
2025	July	141	101	-28.4%
2025	August	132	133	0.8%
2025	September	108	127	17.6%
2025	October	82	68	-17.1%
2025	November	12	7	-41.7%
2025	December	6	10	66.7%
2026	January	9	5	-44.4%
2026	February	5	13	160.0%
2026	March	13	14	7.7%
2026	April	75	52	-30.7%
<b>Total</b>		<b>889</b>	<b>845</b>	<b>-4.9%</b>

Tobermory - Kilchoan

Year	Month	Last Year	This Year	Var
2025	May	3	1	-66.7%
2025	June	0	2	0.0%
2025	July	5	2	-60.0%
2025	August	0	4	0.0%
2025	September	1	0	-100.0%
2025	October	1	0	-100.0%
2025	November	0	0	0.0%
2025	December	0	0	0.0%
2026	January	0	0	0.0%
2026	February	0	0	0.0%
2026	March	0	0	0.0%
2026	April	2	0	-100.0%
<b>Total</b>		<b>12</b>	<b>9</b>	<b>-25.0%</b>



Trailers



Fionnphort - Iona

Year	Month	Last Year	This Year	Var
2025	May	1	8	700.0%
2025	June	0	16	0.0%
2025	July	3	30	900.0%
2025	August	8	43	437.5%
2025	September	15	20	33.3%
2025	October	2	32	1,500.0%
2025	November	15	10	-33.3%
2025	December	6	9	50.0%
2026	January	1	28	2,700.0%
2026	February	12	43	258.3%
2026	March	12	45	275.0%
2026	April	14	10	-28.6%
<b>Total</b>		<b>89</b>	<b>294</b>	<b>230.3%</b>

Fishnish - Lochaline

Year	Month	Last Year	This Year	Var
2025	May	154	188	22.1%
2025	June	102	132	29.4%
2025	July	123	187	52.0%
2025	August	186	153	-17.7%
2025	September	113	110	-2.7%
2025	October	206	258	25.2%
2025	November	124	138	11.3%
2025	December	93	71	-23.7%
2026	January	73	60	-17.8%
2026	February	97	74	-23.7%
2026	March	137	115	-16.1%
2026	April	136	132	-2.9%
<b>Total</b>		<b>1,544</b>	<b>1,618</b>	<b>4.8%</b>

Oban - Craignure

Year	Month	Last Year	This Year	Var
2025	May	202	166	-17.8%
2025	June	223	155	-30.5%
2025	July	270	223	-17.4%
2025	August	286	318	11.2%
2025	September	398	383	-3.8%
2025	October	421	360	-14.5%
2025	November	161	176	9.3%
2025	December	103	143	38.8%
2026	January	146	179	22.6%
2026	February	172	208	20.9%
2026	March	184	151	-17.9%
2026	April	147	164	11.6%
<b>Total</b>		<b>2,713</b>	<b>2,626</b>	<b>-3.2%</b>

Tobermory - Kilchoan

Year	Month	Last Year	This Year	Var
2025	May	6	14	133.3%
2025	June	8	3	-62.5%
2025	July	7	4	-42.9%
2025	August	4	5	25.0%
2025	September	8	1	-87.5%
2025	October	4	13	225.0%
2025	November	4	10	150.0%
2025	December	0	6	0.0%
2026	January	8	0	-100.0%
2026	February	3	8	166.7%
2026	March	14	3	-78.6%
2026	April	9	6	-33.3%
<b>Total</b>		<b>75</b>	<b>73</b>	<b>-2.7%</b>



Motorbikes



Fionnphort - Iona

Year	Month	Last Year	This Year	Var
2025	May	1	2	100.0%
2025	June	1	0	-100.0%
2025	July	4	0	-100.0%
2025	August	1	2	100.0%
2025	September	2	0	-100.0%
2025	October	2	2	0.0%
2025	November	0	1	0.0%
2025	December	1	0	-100.0%
2026	January	0	2	0.0%
2026	February	4	0	-100.0%
2026	March	0	2	0.0%
2026	April	0	1	0.0%
<b>Total</b>		<b>16</b>	<b>12</b>	<b>-25.0%</b>

Fishnish - Lochaline

Year	Month	Last Year	This Year	Var
2025	May	345	424	22.9%
2025	June	261	257	-1.5%
2025	July	227	210	-7.5%
2025	August	127	239	88.2%
2025	September	224	223	-0.4%
2025	October	41	27	-34.1%
2025	November	13	25	92.3%
2025	December	0	2	0.0%
2026	January	0	0	0.0%
2026	February	0	0	0.0%
2026	March	20	10	-50.0%
2026	April	103	125	21.4%
<b>Total</b>		<b>1,361</b>	<b>1,542</b>	<b>13.3%</b>

Oban - Craignure

Year	Month	Last Year	This Year	Var
2025	May	443	392	-11.5%
2025	June	382	354	-7.3%
2025	July	284	297	4.6%
2025	August	272	346	27.2%
2025	September	333	273	-18.0%
2025	October	39	45	15.4%
2025	November	12	10	-16.7%
2025	December	5	4	-20.0%
2026	January	6	2	-66.7%
2026	February	13	7	-46.2%
2026	March	30	28	-6.7%
2026	April	151	123	-18.5%
<b>Total</b>		<b>1,970</b>	<b>1,881</b>	<b>-4.5%</b>

Tobermory - Kilchoan

Year	Month	Last Year	This Year	Var
2025	May	185	182	-1.6%
2025	June	171	179	4.7%
2025	July	109	59	-45.9%
2025	August	63	62	-1.6%
2025	September	147	26	-82.3%
2025	October	16	17	6.3%
2025	November	1	3	200.0%
2025	December	0	0	0.0%
2026	January	0	0	0.0%
2026	February	1	0	-100.0%
2026	March	2	10	400.0%
2026	April	80	44	-45.0%
<b>Total</b>		<b>775</b>	<b>582</b>	<b>-24.9%</b>



Bicycles



Fionnphort - Iona

Year	Month	Last Year	This Year	Var
2025	May	4	236	5,800.0%
2025	June	21	148	604.8%
2025	July	135	139	3.0%
2025	August	148	230	55.4%
2025	September	159	140	-11.9%
2025	October	55	24	-56.4%
2025	November	2	9	350.0%
2025	December	0	1	0.0%
2026	January	2	4	100.0%
2026	February	2	1	-50.0%
2026	March	14	13	-7.1%
2026	April	110	93	-15.5%
<b>Total</b>		<b>652</b>	<b>1,038</b>	<b>59.2%</b>

Fishnish - Lochaline

Year	Month	Last Year	This Year	Var
2025	May	95	168	76.8%
2025	June	79	103	30.4%
2025	July	103	40	-61.2%
2025	August	51	58	13.7%
2025	September	48	72	50.0%
2025	October	11	21	90.9%
2025	November	5	9	80.0%
2025	December	0	11	0.0%
2026	January	2	2	0.0%
2026	February	9	3	-66.7%
2026	March	3	11	266.7%
2026	April	56	31	-44.6%
<b>Total</b>		<b>462</b>	<b>529</b>	<b>14.5%</b>

Oban - Craignure

Year	Month	Last Year	This Year	Var
2025	May	703	898	27.7%
2025	June	570	597	4.7%
2025	July	766	762	-0.5%
2025	August	537	640	19.2%
2025	September	517	405	-21.7%
2025	October	119	154	29.4%
2025	November	69	72	4.3%
2025	December	22	15	-31.8%
2026	January	32	37	15.6%
2026	February	64	42	-34.4%
2026	March	115	110	-4.3%
2026	April	412	297	-27.9%
<b>Total</b>		<b>3,926</b>	<b>4,029</b>	<b>2.6%</b>

Tobermory - Kilchoan

Year	Month	Last Year	This Year	Var
2025	May	163	136	-16.6%
2025	June	90	108	20.0%
2025	July	136	53	-61.0%
2025	August	54	85	57.4%
2025	September	105	1	-99.0%
2025	October	18	2	-88.9%
2025	November	3	1	-66.7%
2025	December	0	0	0.0%
2026	January	1	0	-100.0%
2026	February	2	1	-50.0%
2026	March	8	19	137.5%
2026	April	31	43	38.7%
<b>Total</b>		<b>611</b>	<b>449</b>	<b>-26.5%</b>




Reliability & Punctuality



Reliability

Year	Month	Fionnphort - Iona	Fishnish - Lochaline	Oban - Craignure	Tobermory - Kilchoan
2025	May	99.1%	96.9%	100.0%	99.0%
	June	100.0%	100.0%	100.0%	100.0%
	July	100.0%	99.3%	100.0%	99.8%
	August	97.2%	97.6%	93.8%	89.1%
	September	98.2%	99.0%	99.3%	84.7%
	October	92.3%	96.9%	86.4%	87.8%
	November	94.2%	99.0%	92.6%	94.6%
	December	77.4%	97.2%	88.3%	92.3%
	2026	January	92.7%	89.2%	88.5%
February		98.5%	96.0%	98.2%	92.5%
March		94.6%	94.5%	72.2%	94.4%
April		98.6%	97.6%	78.0%	95.5%
<b>Total</b>		<b>96.4%</b>	<b>97.1%</b>	<b>92.3%</b>	<b>93.7%</b>



Punctuality

Year	Month	Fionnphort - Iona	Fishnish - Lochaline	Oban - Craignure	Tobermory - Kilchoan
2025	May	97.8%	90.0%	92.6%	98.3%
	June	97.2%	98.7%	91.7%	96.8%
	July	96.9%	92.3%	92.2%	97.8%
	August	97.3%	96.6%	91.6%	98.9%
	September	95.9%	93.1%	94.5%	99.7%
	October	97.1%	86.9%	97.0%	99.3%
	November	96.7%	99.3%	93.8%	98.1%
	December	93.3%	100.0%	93.0%	98.1%
	2026	January	95.5%	97.1%	86.7%
February		96.2%	99.2%	94.3%	98.6%
March		98.8%	95.6%	76.6%	97.5%
April		97.1%	93.4%	77.0%	96.1%
<b>Total</b>		<b>96.9%</b>	<b>94.8%</b>	<b>90.7%</b>	<b>98.1%</b>



Reliability & Punctuality Summary

Summary of Scheduled, Operated, Cancelled, Late & Diverted Sailings by Route and Leg  
by Route & Leg

Year	Month	Route	Leg	Operated Sailings	Scheduled Sailings	Additional Sailings	Cancelled Sailings	Diverted Sailings	On Time	Late
2026	April	Fionnphort - Iona	Fionnphort-Iona	440	442	13	6	0	409	17
2026	April	Fionnphort - Iona	Iona-Fionnphort	454	460	10	7	0	436	8
2026	April	Fishnish - Lochaline	Fishnish-Lochaline	366	374	1	9	0	340	25
2026	April	Fishnish - Lochaline	Lochaline-Fishnish	366	374	1	9	0	342	23
2026	April	Oban - Craignure	Craignure-Oban	228	284	6	62	0	161	61
2026	April	Oban - Craignure	Oban-Craignure	227	284	6	63	0	180	41
2026	April	Tobermory - Kilchoan	Kilchoan-Tobermory	193	202	0	9	0	184	9
2026	April	Tobermory - Kilchoan	Tobermory-Kilchoan	193	202	0	9	0	187	6
<b>Total</b>				<b>2,467</b>	<b>2,622</b>	<b>37</b>	<b>174</b>	<b>0</b>	<b>2,239</b>	<b>190</b>

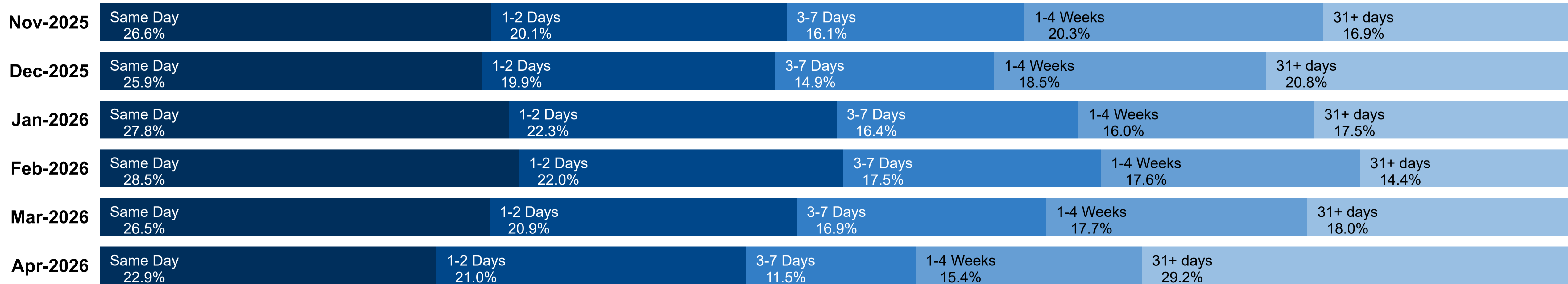
# Monthly Performance Pack

## Booking Lead Time by Month of Travel

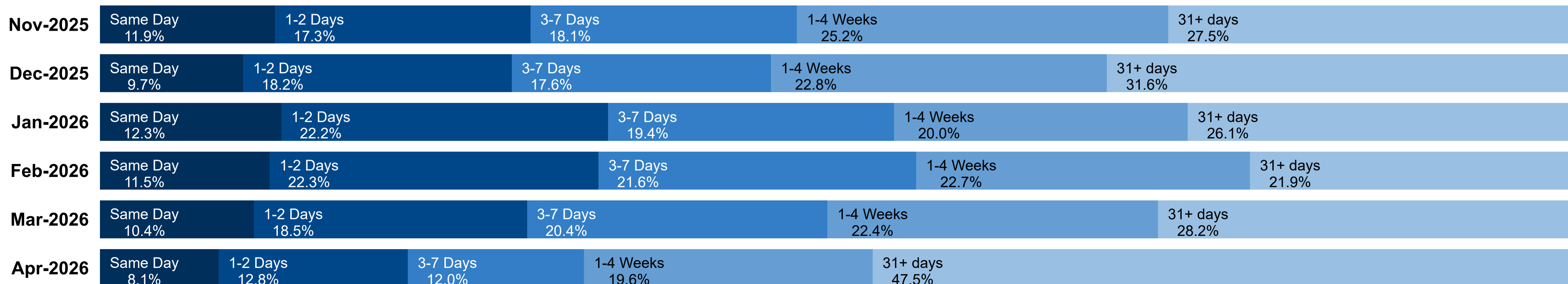


This visual shows how far in advance customers book their travel, grouped by the month in which they actually travel.

### All Bookings



### Bookings with Vehicles

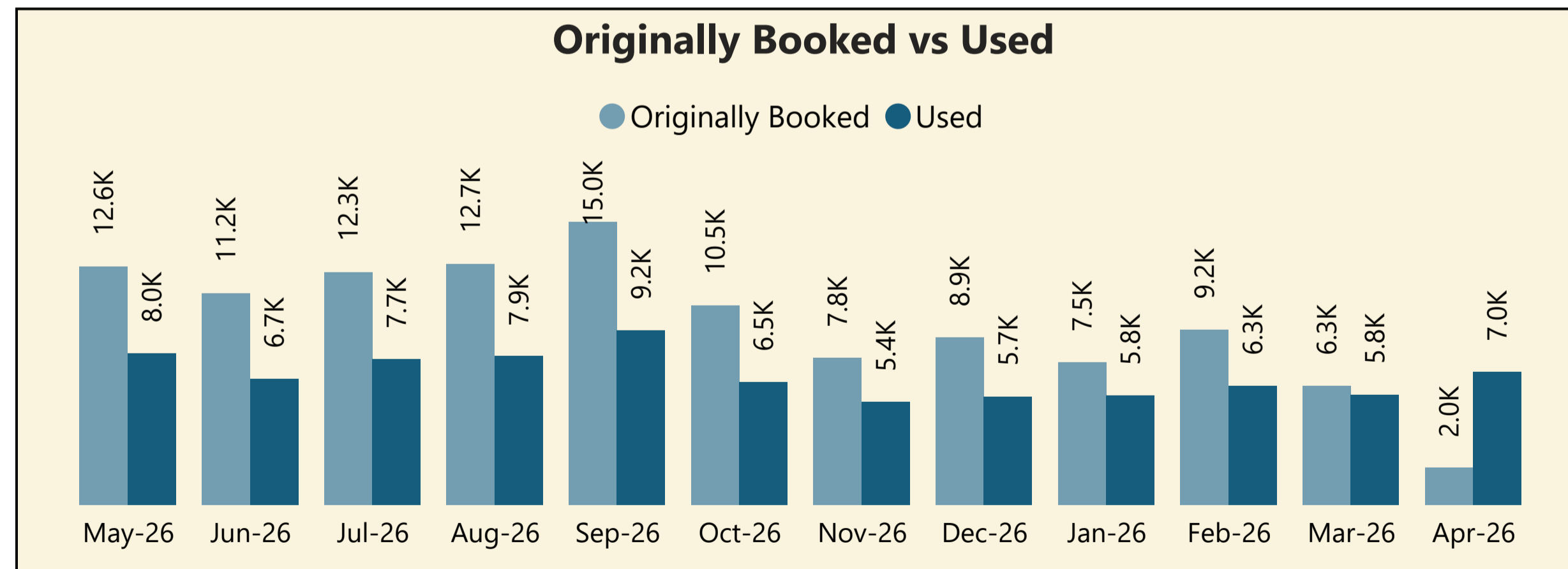
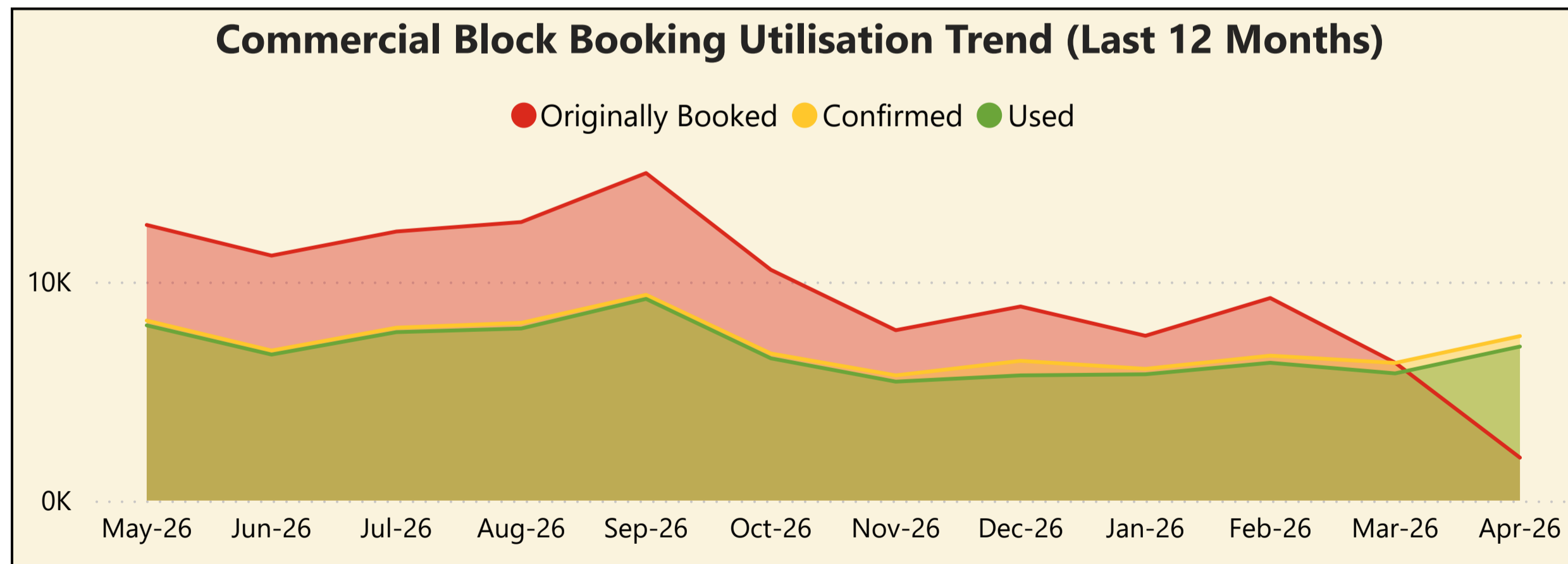


# Commercial Block Booking Utilisation



## Block Booked vs Utilised

Route Name	Month Year	Originally Booked	Booked 24hrs Prior	Confirmed	No Show	Used	Confirmed vs Block Booked	Used vs Confirmed	Used vs Block Booked
Oban - Craignure	May-2025	12,583	10,408	8,217	217	8,000	65%	97%	64%
Oban - Craignure	Jun-2025	11,183	8,679	6,848	183	6,665	61%	97%	60%
Oban - Craignure	Jul-2025	12,284	9,554	7,892	203	7,690	64%	97%	63%
Oban - Craignure	Aug-2025	12,715	9,990	8,114	259	7,856	64%	97%	62%
Oban - Craignure	Sep-2025	14,952	11,613	9,393	186	9,207	63%	98%	62%
Oban - Craignure	Oct-2025	10,534	7,778	6,714	221	6,492	64%	97%	62%
Oban - Craignure	Nov-2025	7,776	5,545	5,714	286	5,429	73%	95%	70%
Oban - Craignure	Dec-2025	8,859	6,407	6,379	665	5,714	72%	90%	64%
Oban - Craignure	Jan-2026	7,522	6,161	6,013	249	5,765	80%	96%	77%
Oban - Craignure	Feb-2026	9,247	6,659	6,615	326	6,290	72%	95%	68%
Oban - Craignure	Mar-2026	6,296	6,448	6,282	477	5,805	100%	92%	92%
Oban - Craignure	Apr-2026	1,957	7,317	7,508	478	7,030	384%	94%	359%
<b>Total</b>		<b>115,910</b>	<b>96,560</b>	<b>85,690</b>	<b>3,748</b>	<b>81,942</b>	<b>74%</b>	<b>96%</b>	<b>71%</b>



**Note:** This report shows block bookings made by block booking customers for any commercial vehicle over 6 metres in length or any LGV that consumes High Lane Metreage. It does not include any bookings on sailings that were cancelled by CalMac. High Lane Metreage refers to deck metreage for high vehicles such as Commercials or LGVs.