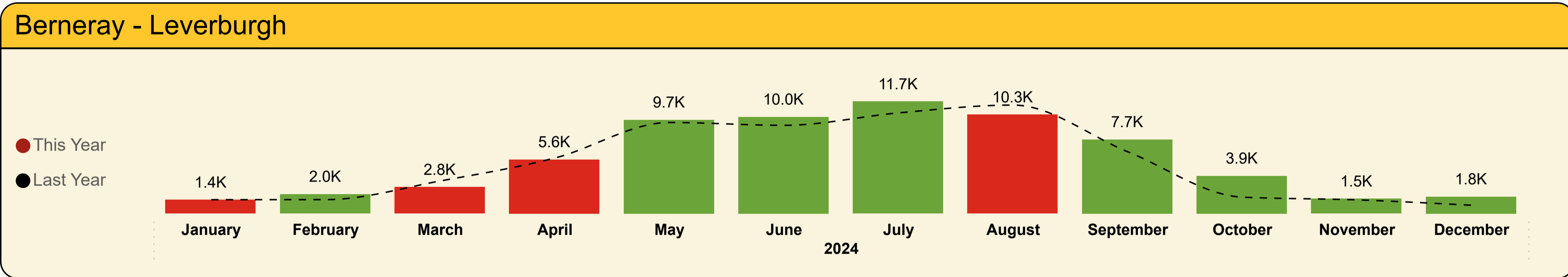




### Shipped Passengers

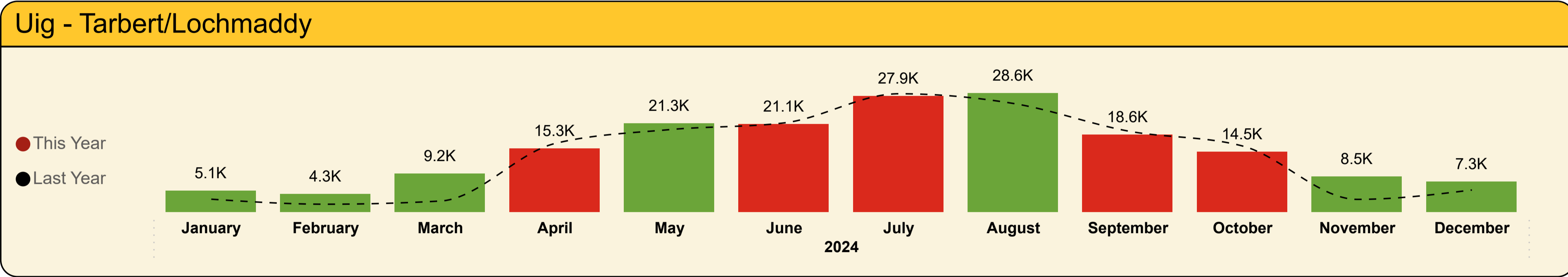


**This Month YoY**

**1,757**  
LY: 861 (+104.07%)

**YoY**

**68,439**  
LY: 62,851 (+8.89%)

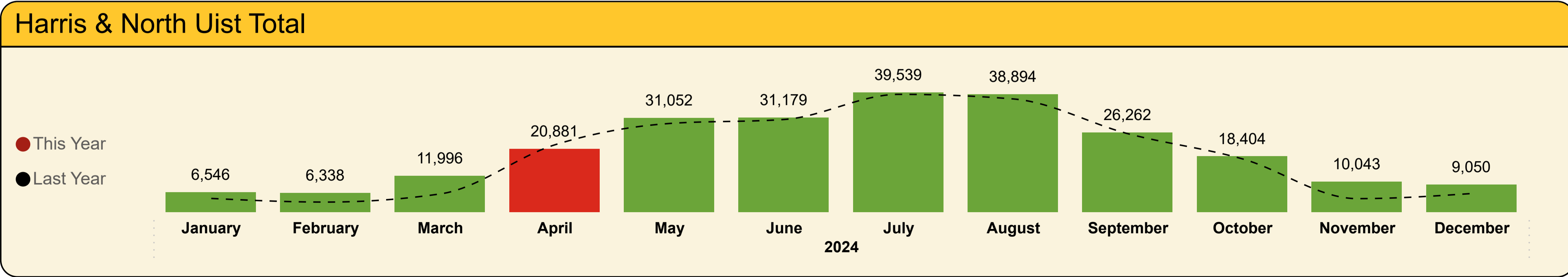


**This Month YoY**

**7,293**  
LY: 5,257 (+38.73%)

**YoY**

**181,745**  
LY: 163,061 (+11.46%)



**This Month YoY**

**9,050**  
LY: 6,118 (+47.92%)

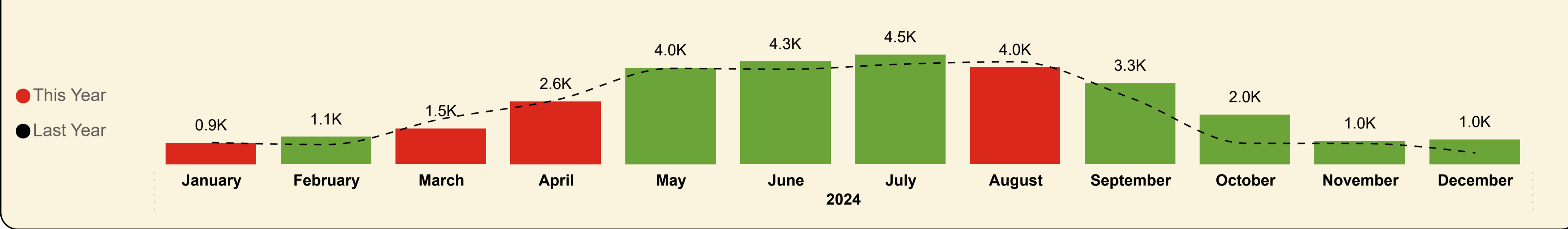
**YoY**

**250,184**  
LY: 225,912 (+10.74%)



### Shipped Cars

#### Berneray - Leverburgh



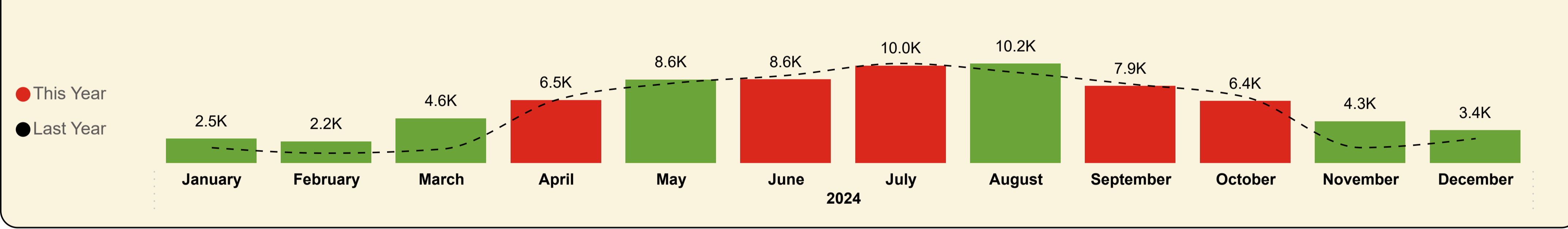
**This Month YoY**

**1,015**  
LY: 464 (+118.75%)

**YoY**

**30,233**  
LY: 27,408 (+10.31%)

#### Uig - Tarbert/Lochmaddy



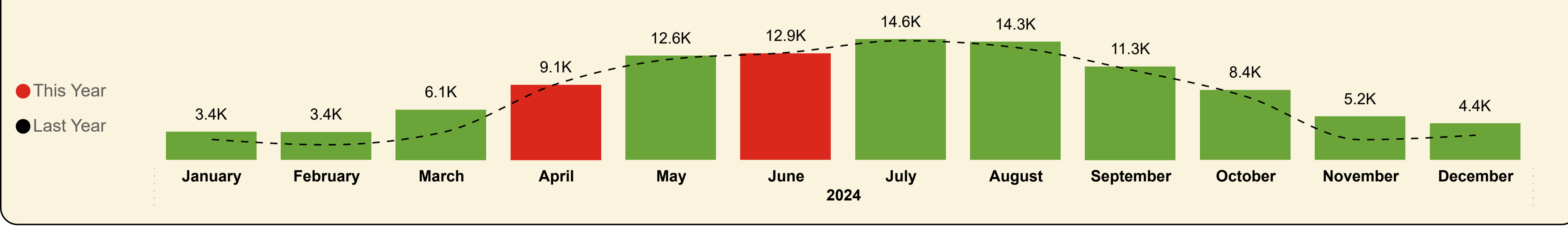
**This Month YoY**

**3,379**  
LY: 2,515 (+34.35%)

**YoY**

**75,269**  
LY: 66,389 (+13.38%)

#### Harris & North Uist Total



**This Month YoY**

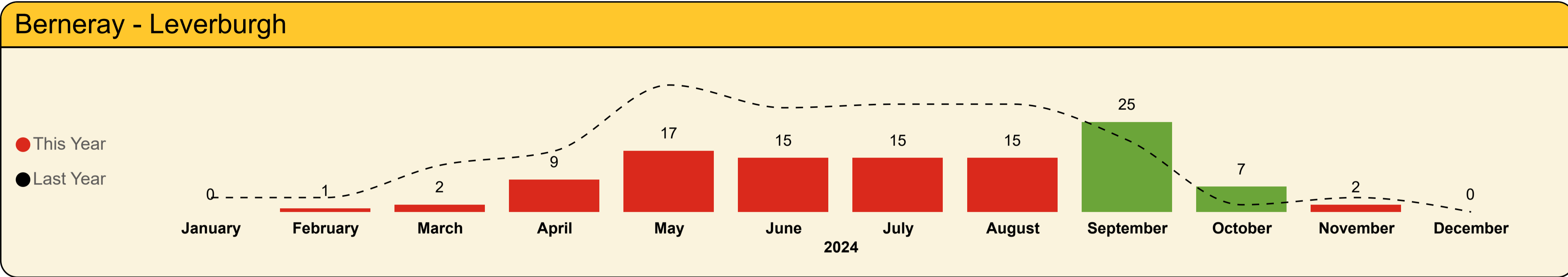
**4,394**  
LY: 2,979 (+47.5%)

**YoY**

**105,502**  
LY: 93,796 (+12.48%)



### Shipped Coaches

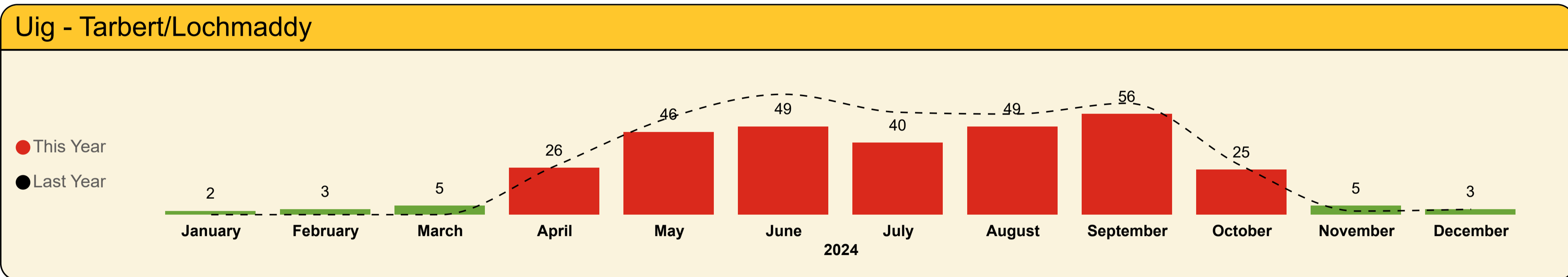


**This Month YoY**

0  
LY: 0

**YoY**

108  
LY: 188 (-42.65%)

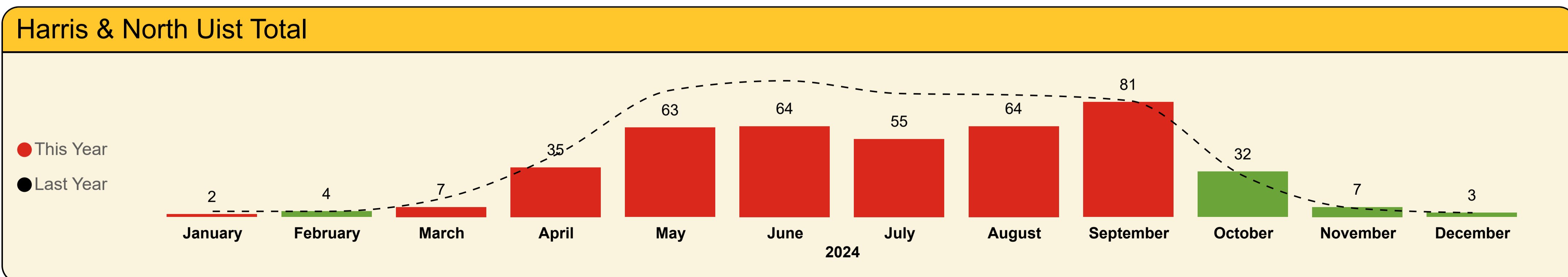


**This Month YoY**

3  
LY: 3 (+0%)

**YoY**

309  
LY: 355 (-12.96%)



**This Month YoY**

3  
LY: 3 (+0%)

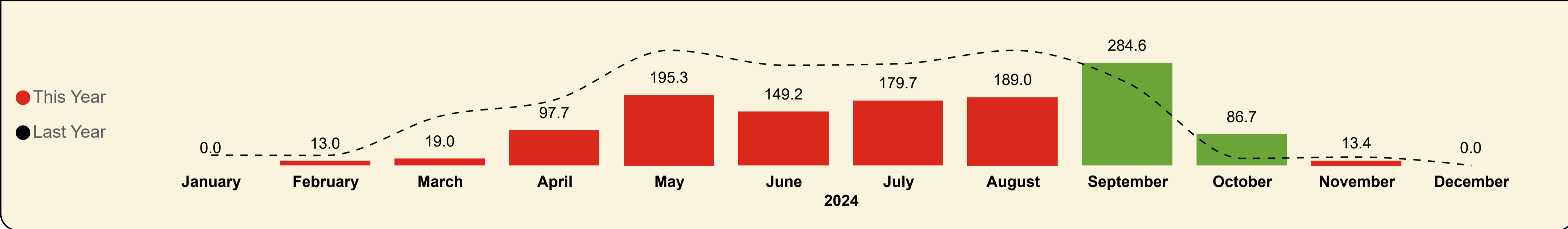
**YoY**

417  
LY: 543 (-23.25%)



Shipped Coach Metres

Berneray - Leverburgh



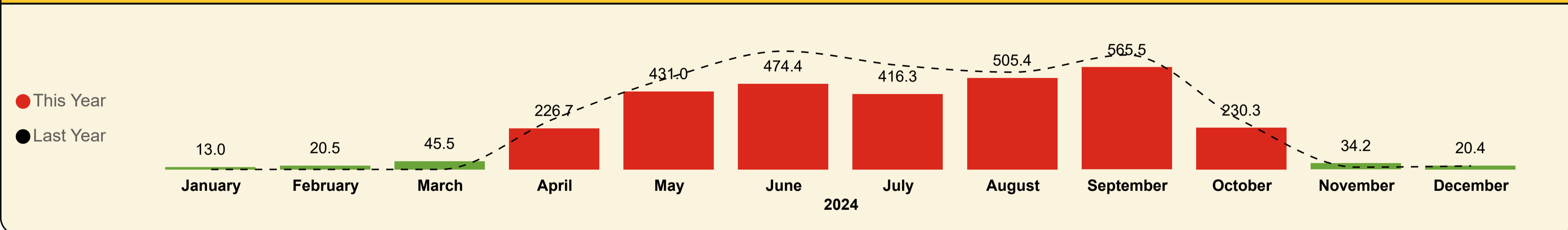
This Month YoY

0.0  
LY: 0.0

YoY

1.2K  
LY: 1.8K (-33.52%)

Uig - Tarbert/Lochmaddy



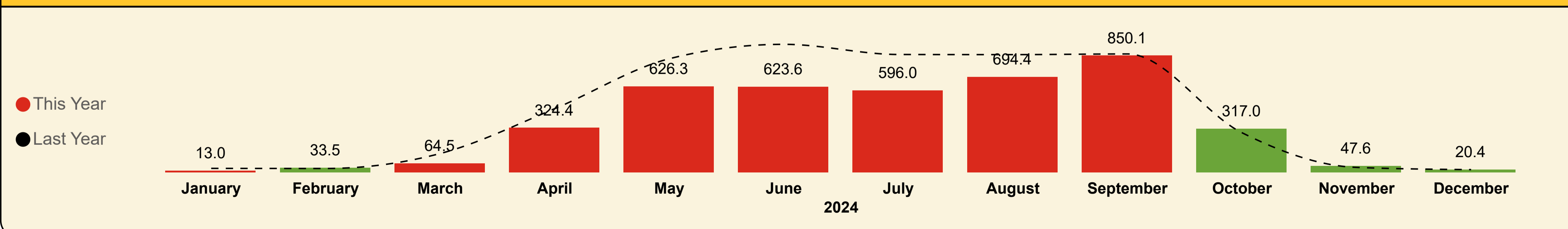
This Month YoY

20.4  
LY: 19.5 (+4.62%)

YoY

3.0K  
LY: 3.5K (-14.53%)

Harris & North Uist Total



This Month YoY

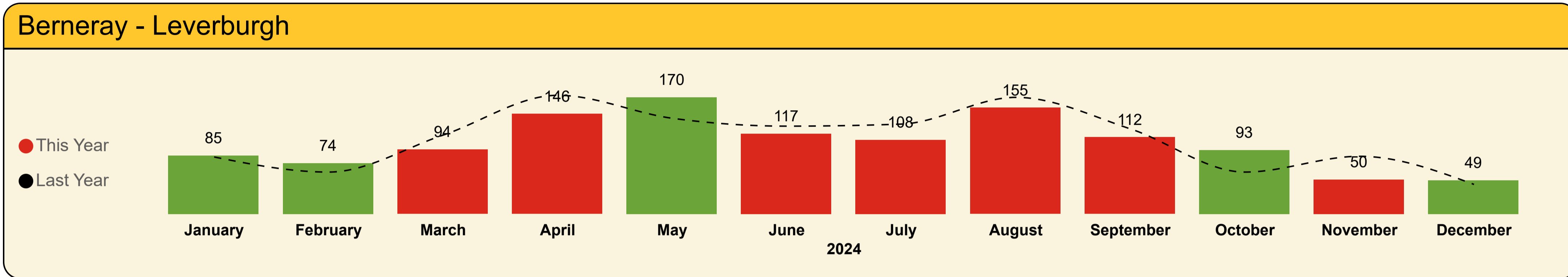
20.4  
LY: 19.5 (+4.62%)

YoY

4.2K  
LY: 5.3K (-21.1%)



### Shipped Commercial Vehicles

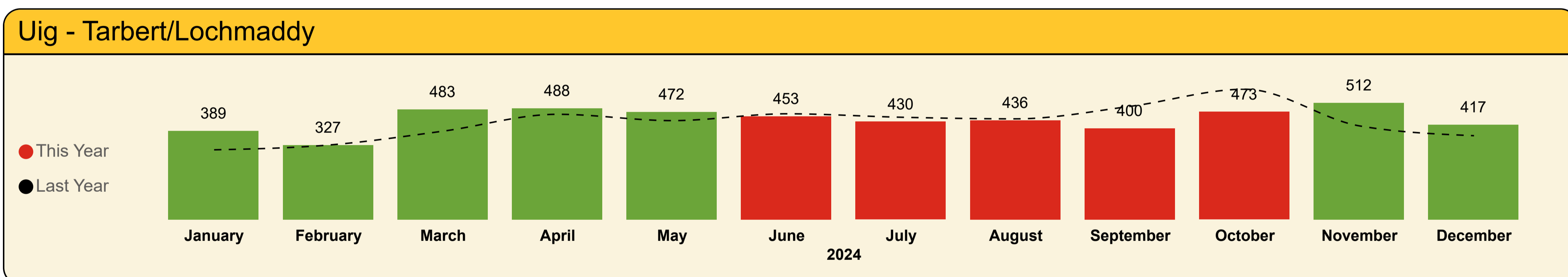


**This Month YoY**

**49**  
LY: 43 (+13.95%)

**YoY**

**1,253**  
LY: 1,312 (-4.53%)

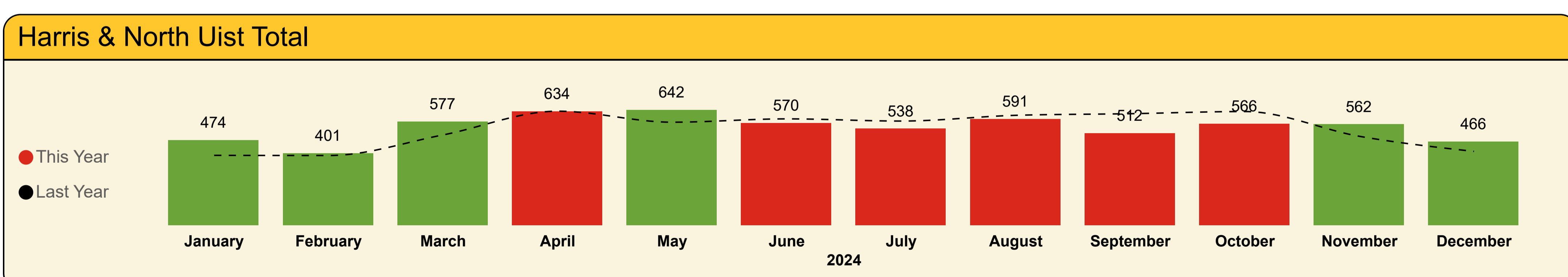


**This Month YoY**

**417**  
LY: 368 (+13.32%)

**YoY**

**5,280**  
LY: 5,120 (+3.12%)



**This Month YoY**

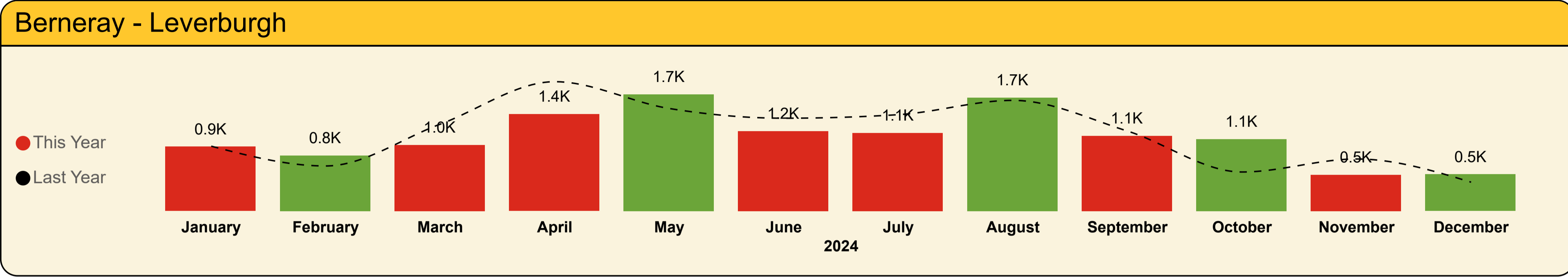
**466**  
LY: 411 (+13.38%)

**YoY**

**6,533**  
LY: 6,433 (+1.56%)



### Shipped Commercial Vehicle Metres

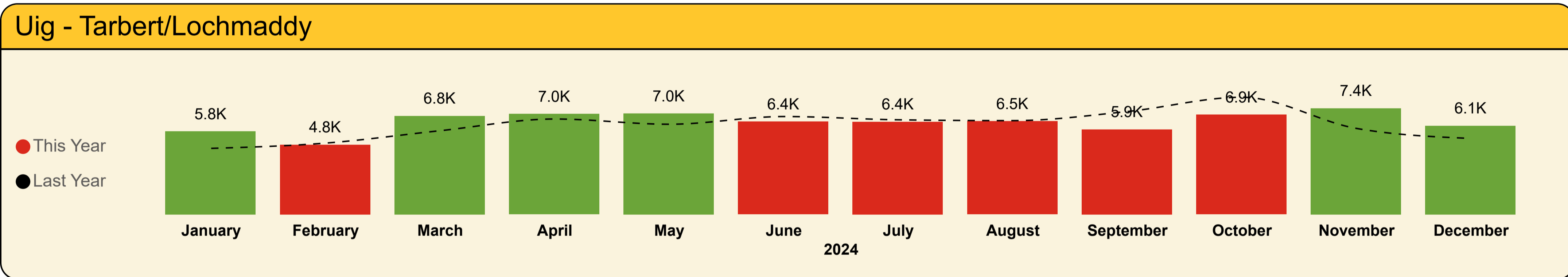


**This Month YoY**

**538.7**  
LY: 422.7 (+27.44%)

**YoY**

**13.1K**  
LY: 13.6K (-4.05%)

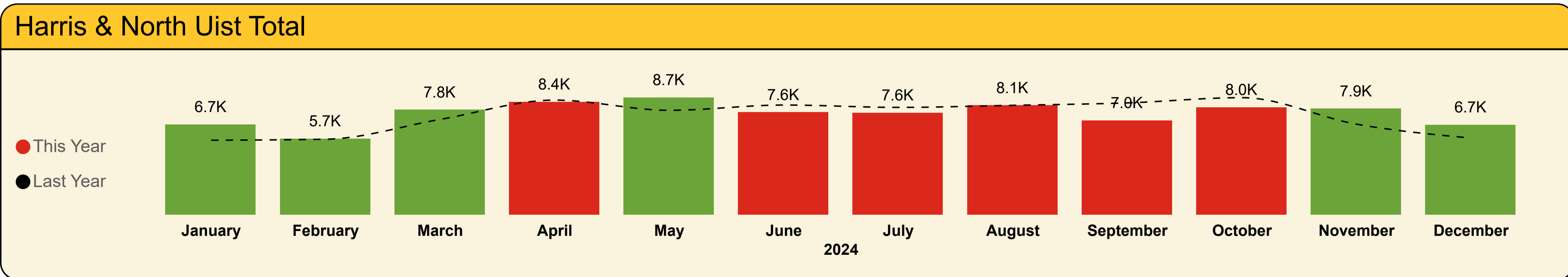


**This Month YoY**

**6.1K**  
LY: 5.3K (+16.73%)

**YoY**

**77.0K**  
LY: 74.5K (+3.36%)



**This Month YoY**

**6.7K**  
LY: 5.7K (+17.52%)

**YoY**

**90.1K**  
LY: 88.2K (+2.21%)



### Harris & North Uist Total

### Contractual Carrying Groups



**This Month YoY**  
**9,050**  
LY: 6,118 (+47.92%)

**YoY**  
**250,184**  
LY: 225,912  
(+10.74%)



**This Month YoY**  
**4,394**  
LY: 2,979 (+47.5%)

**YoY**  
**105,502**  
LY: 93,796  
(+12.48%)



**This Month YoY**  
**20.4**  
LY: 19.5 (+4.62%)

**YoY**  
**4.2K**  
LY: 5.3K (-21.1%)



**This Month YoY**  
**6.7K**  
LY: 5.7K (+17.52%)

**YoY**  
**90.1K**  
LY: 88.2K (+2.21%)

### Passengers

Year	Month	Last Year	This Year	Variance %
2024	January	4,488	6,546	45.9 %
2024	February	3,289	6,338	92.7 %
2024	March	5,997	11,996	100.0 %
2024	April	22,219	20,881	-6.0 %
2024	May	29,245	31,052	6.2 %
2024	June	30,563	31,179	2.0 %
2024	July	38,859	39,539	1.7 %
2024	August	37,333	38,894	4.2 %
2024	September	25,849	26,262	1.6 %
2024	October	17,527	18,404	5.0 %
2024	November	4,425	10,043	127.0 %
2024	December	6,118	9,050	47.9 %
<b>Total</b>		<b>225,912</b>	<b>250,184</b>	<b>10.7 %</b>

### Cars

Year	Month	Last Year	This Year	Variance %
2024	January	2,469	3,387	37.2 %
2024	February	1,823	3,358	84.2 %
2024	March	3,298	6,066	83.9 %
2024	April	9,163	9,067	-1.0 %
2024	May	12,175	12,588	3.4 %
2024	June	12,951	12,861	-0.7 %
2024	July	14,400	14,560	1.1 %
2024	August	13,575	14,255	5.0 %
2024	September	10,870	11,277	3.7 %
2024	October	7,652	8,442	10.3 %
2024	November	2,442	5,247	114.9 %
2024	December	2,979	4,394	47.5 %
<b>Total</b>		<b>93,796</b>	<b>105,502</b>	<b>12.5 %</b>

### Coach Metres

Year	Month	Last Year	This Year	Variance %
2024	January	28.7	13.0	-54.7 %
2024	February	28.0	33.5	19.6 %
2024	March	137.0	64.5	-52.9 %
2024	April	463.7	324.4	-30.0 %
2024	May	827.2	626.3	-24.3 %
2024	June	932.0	623.6	-33.1 %
2024	July	858.0	596.0	-30.5 %
2024	August	857.0	694.4	-19.0 %
2024	September	861.9	850.1	-1.4 %
2024	October	288.1	317.0	10.0 %
2024	November	35.8	47.6	33.0 %
2024	December	19.5	20.4	4.6 %
<b>Total</b>		<b>5,336.9</b>	<b>4,210.8</b>	<b>-21.1 %</b>

### Commercial Vehicle Metres

Year	Month	Last Year	This Year	Variance %
2024	January	5,530.4	6,701.0	21.2 %
2024	February	5,606.2	5,652.9	0.8 %
2024	March	7,080.0	7,802.9	10.2 %
2024	April	8,512.4	8,388.0	-1.5 %
2024	May	7,756.1	8,705.9	12.2 %
2024	June	8,148.3	7,609.9	-6.6 %
2024	July	7,973.4	7,569.0	-5.1 %
2024	August	8,126.4	8,124.3	-0.0 %
2024	September	8,307.6	7,004.9	-15.7 %
2024	October	8,695.4	7,969.3	-8.4 %
2024	November	6,724.0	7,887.0	17.3 %
2024	December	5,690.9	6,688.0	17.5 %
<b>Total</b>		<b>88,151.0</b>	<b>90,103.0</b>	<b>2.2 %</b>



<b>This Month YoY</b>	<b>YoY</b>
<b>1,757</b>	<b>68,439</b>
LY: 861 (+104.07%)	LY: 62,851 (+8.89%)



<b>This Month YoY</b>	<b>YoY</b>
<b>1,015</b>	<b>30,233</b>
LY: 464 (+118.75%)	LY: 27,408 (+10.31%)



<b>This Month YoY</b>	<b>YoY</b>
<b>0.0</b>	<b>1.2K</b>
LY: 0.0	LY: 1.8K (-33.52%)



<b>This Month YoY</b>	<b>YoY</b>
<b>538.7</b>	<b>13.1K</b>
LY: 422.7 (+27.44%)	LY: 13.6K (-4.05%)

### Passengers

Year	Month	Last Year	This Year	Variance %
2024	January	1,439	1,425	-1.0 %
2024	February	1,446	2,007	38.8 %
2024	March	3,390	2,751	-18.8 %
2024	April	5,777	5,607	-2.9 %
2024	May	9,470	9,748	2.9 %
2024	June	9,173	10,044	9.5 %
2024	July	10,469	11,659	11.4 %
2024	August	11,281	10,289	-8.8 %
2024	September	6,421	7,699	19.9 %
2024	October	1,704	3,911	129.5 %
2024	November	1,420	1,542	8.6 %
2024	December	861	1,757	104.1 %
<b>Total</b>		<b>62,851</b>	<b>68,439</b>	<b>8.9 %</b>

### Cars

Year	Month	Last Year	This Year	Variance %
2024	January	892	885	-0.8 %
2024	February	809	1,134	40.2 %
2024	March	1,869	1,468	-21.5 %
2024	April	2,657	2,593	-2.4 %
2024	May	3,963	3,990	0.7 %
2024	June	3,926	4,251	8.3 %
2024	July	4,137	4,529	9.5 %
2024	August	4,237	4,012	-5.3 %
2024	September	2,737	3,347	22.3 %
2024	October	862	2,048	137.6 %
2024	November	855	961	12.4 %
2024	December	464	1,015	118.8 %
<b>Total</b>		<b>27,408</b>	<b>30,233</b>	<b>10.3 %</b>

### Coach Metres

Year	Month	Last Year	This Year	Variance %
2024	January	28.7	0.0	-100.0 %
2024	February	28.0	13.0	-53.6 %
2024	March	137.0	19.0	-86.1 %
2024	April	182.4	97.7	-46.4 %
2024	May	319.5	195.3	-38.9 %
2024	June	278.0	149.2	-46.3 %
2024	July	282.0	179.7	-36.3 %
2024	August	319.1	189.0	-40.8 %
2024	September	228.8	284.6	24.4 %
2024	October	19.7	86.7	340.1 %
2024	November	23.4	13.4	-42.7 %
2024	December	0.0	0.0	0.0 %
<b>Total</b>		<b>1,846.6</b>	<b>1,227.6</b>	<b>-33.5 %</b>

### Commercial Vehicle Metres

Year	Month	Last Year	This Year	Variance %
2024	January	950.7	944.0	-0.7 %
2024	February	660.5	814.8	23.4 %
2024	March	1,274.2	968.0	-24.0 %
2024	April	1,897.1	1,421.1	-25.1 %
2024	May	1,503.6	1,712.5	13.9 %
2024	June	1,361.3	1,172.6	-13.9 %
2024	July	1,413.3	1,143.6	-19.1 %
2024	August	1,623.0	1,663.3	2.5 %
2024	September	1,172.5	1,101.3	-6.1 %
2024	October	572.0	1,053.1	84.1 %
2024	November	762.7	529.7	-30.5 %
2024	December	422.7	538.7	27.4 %
<b>Total</b>		<b>13,613.6</b>	<b>13,062.7</b>	<b>-4.0 %</b>





### Uig - Tarbert/Lochmaddy

### Contractual Carrying Groups



**This Month YoY**  
**7,293**  
LY: 5,257 (+38.73%)

**YoY**  
**181,745**  
LY: 163,061  
(+11.46%)



**This Month YoY**  
**3,379**  
LY: 2,515 (+34.35%)

**YoY**  
**75,269**  
LY: 66,389  
(+13.38%)



**This Month YoY**  
**20.4**  
LY: 19.5 (+4.62%)

**YoY**  
**3.0K**  
LY: 3.5K (-14.53%)



**This Month YoY**  
**6.1K**  
LY: 5.3K (+16.73%)

**YoY**  
**77.0K**  
LY: 74.5K (+3.36%)

#### Passengers

Year	Month	Last Year	This Year	Variance %
2024	January	3,049	5,121	68.0 %
2024	February	1,843	4,331	135.0 %
2024	March	2,607	9,245	254.6 %
2024	April	16,442	15,274	-7.1 %
2024	May	19,774	21,304	7.7 %
2024	June	21,390	21,135	-1.2 %
2024	July	28,390	27,880	-1.8 %
2024	August	26,052	28,605	9.8 %
2024	September	19,428	18,563	-4.5 %
2024	October	15,823	14,493	-8.4 %
2024	November	3,005	8,501	182.9 %
2024	December	5,257	7,293	38.7 %
<b>Total</b>		<b>163,061</b>	<b>181,745</b>	<b>11.5 %</b>

#### Cars

Year	Month	Last Year	This Year	Variance %
2024	January	1,577	2,502	58.7 %
2024	February	1,014	2,224	119.3 %
2024	March	1,429	4,598	221.8 %
2024	April	6,506	6,474	-0.5 %
2024	May	8,212	8,598	4.7 %
2024	June	9,025	8,610	-4.6 %
2024	July	10,263	10,031	-2.3 %
2024	August	9,338	10,243	9.7 %
2024	September	8,133	7,930	-2.5 %
2024	October	6,790	6,394	-5.8 %
2024	November	1,587	4,286	170.1 %
2024	December	2,515	3,379	34.4 %
<b>Total</b>		<b>66,389</b>	<b>75,269</b>	<b>13.4 %</b>

#### Coach Metres

Year	Month	Last Year	This Year	Variance %
2024	January	0.0	13.0	0.0 %
2024	February	0.0	20.5	0.0 %
2024	March	0.0	45.5	0.0 %
2024	April	281.3	226.7	-19.4 %
2024	May	507.7	431.0	-15.1 %
2024	June	654.0	474.4	-27.5 %
2024	July	576.0	416.3	-27.7 %
2024	August	537.9	505.4	-6.0 %
2024	September	633.1	565.5	-10.7 %
2024	October	268.4	230.3	-14.2 %
2024	November	12.4	34.2	175.8 %
2024	December	19.5	20.4	4.6 %
<b>Total</b>		<b>3,490.3</b>	<b>2,983.2</b>	<b>-14.5 %</b>

#### Commercial Vehicle Metres

Year	Month	Last Year	This Year	Variance %
2024	January	4,579.7	5,757.0	25.7 %
2024	February	4,945.7	4,838.1	-2.2 %
2024	March	5,805.8	6,834.9	17.7 %
2024	April	6,615.3	6,966.9	5.3 %
2024	May	6,252.4	6,993.4	11.9 %
2024	June	6,787.0	6,437.3	-5.2 %
2024	July	6,560.0	6,425.4	-2.1 %
2024	August	6,503.4	6,461.0	-0.7 %
2024	September	7,135.1	5,903.6	-17.3 %
2024	October	8,123.4	6,916.2	-14.9 %
2024	November	5,961.3	7,357.3	23.4 %
2024	December	5,268.2	6,149.3	16.7 %
<b>Total</b>		<b>74,537.4</b>	<b>77,040.3</b>	<b>3.4 %</b>



Cars




Berneray - Leverburgh				
Year	Month	Last Year	This Year	Var %
2024	January	593	598	0.8 %
2024	February	545	713	30.8 %
2024	March	1,300	951	-26.8 %
2024	April	1,806	1,910	5.8 %
2024	May	2,187	2,929	33.9 %
2024	June	2,758	3,284	19.1 %
2024	July	3,114	3,560	14.3 %
2024	August	3,054	3,139	2.8 %
2024	September	1,738	2,383	37.1 %
2024	October	490	1,468	199.6 %
2024	November	589	663	12.6 %
2024	December	326	755	131.6 %
<b>Total</b>		<b>18,500</b>	<b>22,353</b>	<b>20.8 %</b>

Uig - Tarbert/Lochmaddy				
Year	Month	Last Year	This Year	Var %
2024	January	1,298	2,057	58.5 %
2024	February	866	1,784	106.0 %
2024	March	1,236	3,792	206.8 %
2024	April	5,267	5,405	2.6 %
2024	May	5,860	7,250	23.7 %
2024	June	6,968	7,290	4.6 %
2024	July	8,642	8,913	3.1 %
2024	August	7,850	8,963	14.2 %
2024	September	6,613	6,439	-2.6 %
2024	October	5,688	5,449	-4.2 %
2024	November	1,271	3,446	171.1 %
2024	December	2,132	2,768	29.8 %
<b>Total</b>		<b>53,691</b>	<b>63,556</b>	<b>18.4 %</b>



LGVs



Berneray - Leverburgh

Year	Month	Last Year	This Year	Var %
2024	January	279	226	-19.0 %
2024	February	230	199	-13.5 %
2024	March	486	243	-50.0 %
2024	April	497	399	-19.7 %
2024	May	579	408	-29.5 %
2024	June	461	407	-11.7 %
2024	July	453	494	9.1 %
2024	August	501	440	-12.2 %
2024	September	324	456	40.7 %
2024	October	95	387	307.4 %
2024	November	180	241	33.9 %
2024	December	111	194	74.8 %
<b>Total</b>		<b>4,196</b>	<b>4,094</b>	<b>-2.4 %</b>

Uig - Tarbert/Lochmaddy

Year	Month	Last Year	This Year	Var %
2024	January	217	332	53.0 %
2024	February	120	344	186.7 %
2024	March	144	469	225.7 %
2024	April	578	511	-11.6 %
2024	May	731	460	-37.1 %
2024	June	618	493	-20.2 %
2024	July	566	431	-23.9 %
2024	August	547	526	-3.8 %
2024	September	494	476	-3.6 %
2024	October	615	498	-19.0 %
2024	November	259	621	139.8 %
2024	December	308	388	26.0 %
<b>Total</b>		<b>5,197</b>	<b>5,549</b>	<b>6.8 %</b>



Motorhomes



Berneray - Leverburgh				
Year	Month	Last Year	This Year	Var %
2024	January	6	10	66.7 %
2024	February	8	16	100.0 %
2024	March	43	68	58.1 %
2024	April	289	307	6.2 %
2024	May	632	838	32.6 %
2024	June	555	657	18.4 %
2024	July	498	593	19.1 %
2024	August	517	585	13.2 %
2024	September	470	576	22.6 %
2024	October	40	141	252.5 %
2024	November	11	20	81.8 %
2024	December	8	14	75.0 %
<b>Total</b>		<b>3,077</b>	<b>3,825</b>	<b>24.3 %</b>

Uig - Tarbert/Lochmaddy				
Year	Month	Last Year	This Year	Var %
2024	January	34	83	144.1 %
2024	February	7	65	828.6 %
2024	March	25	302	1108.0 %
2024	April	554	729	31.6 %
2024	May	1,045	1,419	35.8 %
2024	June	1,127	1,265	12.2 %
2024	July	1,005	1,175	16.9 %
2024	August	1,188	1,225	3.1 %
2024	September	1,064	1,297	21.9 %
2024	October	534	513	-3.9 %
2024	November	16	154	862.5 %
2024	December	57	92	61.4 %
<b>Total</b>		<b>6,656</b>	<b>8,319</b>	<b>25.0 %</b>




Reliability & Punctuality



Reliability

Route		Berneray - Leverburgh		Uig - Tarbert/Lochmaddy	
Year	Month	Contractual	Actual	Contractual	Actual
2024	January	100.0%	88.5%	100.0%	93.2%
	February	100.0%	94.6%	67.9%	67.3%
	March	100.0%	91.1%	100.0%	95.9%
	April	100.0%	93.3%	100.0%	95.6%
	May	100.0%	100.0%	100.0%	100.0%
	June	100.0%	100.0%	100.0%	100.0%
	July	100.0%	100.0%	99.0%	99.0%
	August	99.2%	96.7%	100.0%	100.0%
	September	100.0%	93.5%	100.0%	100.0%
	October	100.0%	95.2%	98.9%	91.7%
	November	74.8%	62.6%	100.0%	93.9%
	December	93.2%	83.1%	100.0%	88.3%
<b>Total</b>		<b>98.2%</b>	<b>93.6%</b>	<b>97.5%</b>	<b>94.3%</b>



Punctuality

Route		Berneray - Leverburgh		Uig - Tarbert/Lochmaddy	
Year	Month	Contractual	Actual	Contractual	Actual
2024	January	100.0%	98.1%	98.0%	78.1%
	February	100.0%	82.9%	95.2%	78.1%
	March	100.0%	47.9%	92.6%	65.6%
	April	100.0%	99.0%	99.4%	87.4%
	May	100.0%	98.3%	99.0%	93.8%
	June	99.6%	95.1%	97.4%	89.7%
	July	99.6%	99.2%	96.1%	82.4%
	August	100.0%	99.6%	97.0%	75.9%
	September	98.9%	90.4%	98.9%	91.2%
	October	99.4%	99.4%	96.4%	75.2%
	November	100.0%	69.4%	100.0%	73.4%
	December	100.0%	90.8%	93.7%	80.4%
<b>Total</b>		<b>99.8%</b>	<b>91.7%</b>	<b>97.1%</b>	<b>81.5%</b>



Reliability & Punctuality Summary

Summary of Scheduled, Operated, Cancelled & Diverted Sailings  
by Route & Leg

Year	Month	Route	Leg	Operated Sailings	Scheduled Sailings	Additional Sailings	Cancelled Sailings	Diverted Sailings
2024	December	Berneray - Leverburgh	Berneray-Leverburgh	52	59	3	10	0
2024	December	Berneray - Leverburgh	Leverburgh-Berneray	52	59	3	10	0
2024	December	Uig - Tarbert/Lochmaddy	Lochmaddy-Tarbert	5	6	0	1	1
2024	December	Uig - Tarbert/Lochmaddy	Lochmaddy-Uig	38	41	1	4	0
2024	December	Uig - Tarbert/Lochmaddy	Tarbert-Lochmaddy	6	7	0	1	2
2024	December	Uig - Tarbert/Lochmaddy	Tarbert-Uig	29	32	0	3	0
2024	December	Uig - Tarbert/Lochmaddy	Uig-Lochmaddy	37	41	0	4	0
2024	December	Uig - Tarbert/Lochmaddy	Uig-Tarbert	30	35	1	6	1
<b>Total</b>				<b>249</b>	<b>280</b>	<b>8</b>	<b>39</b>	<b>4</b>

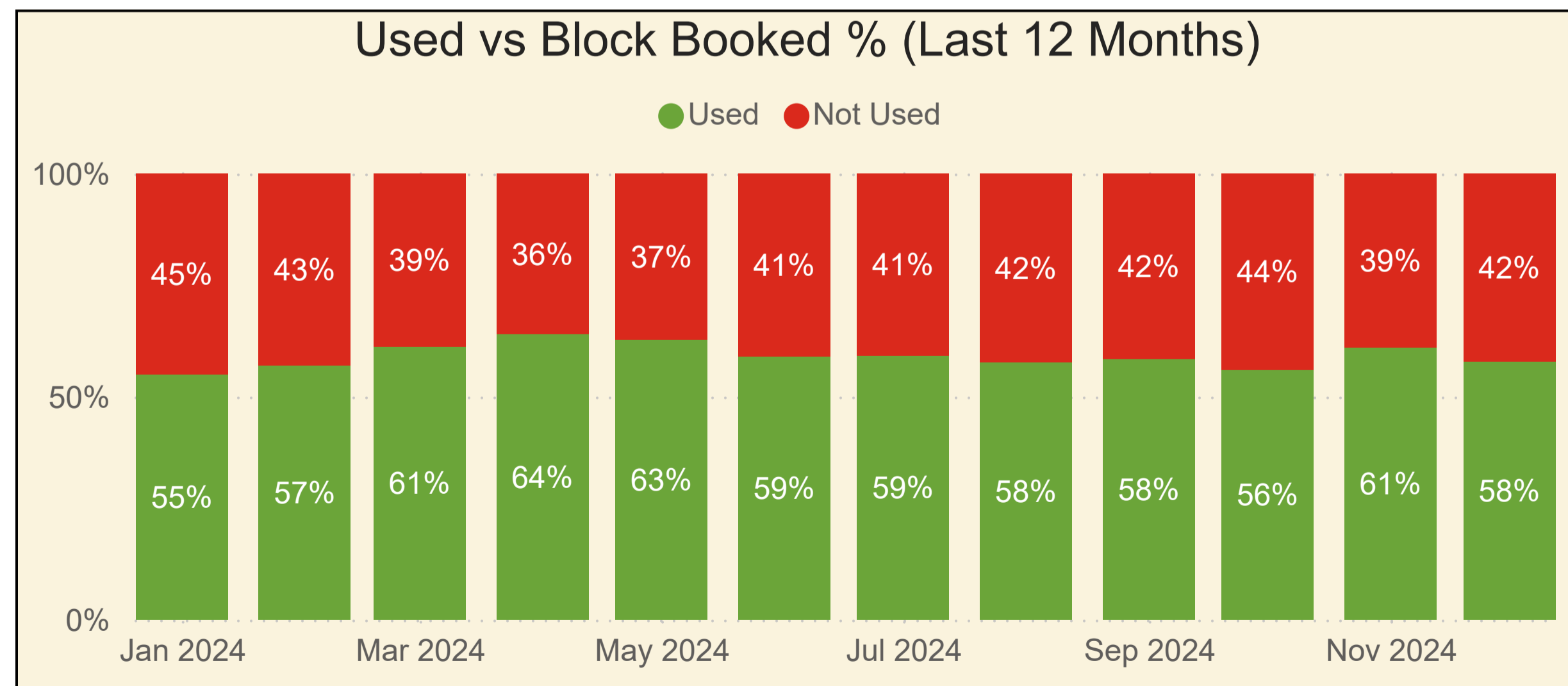
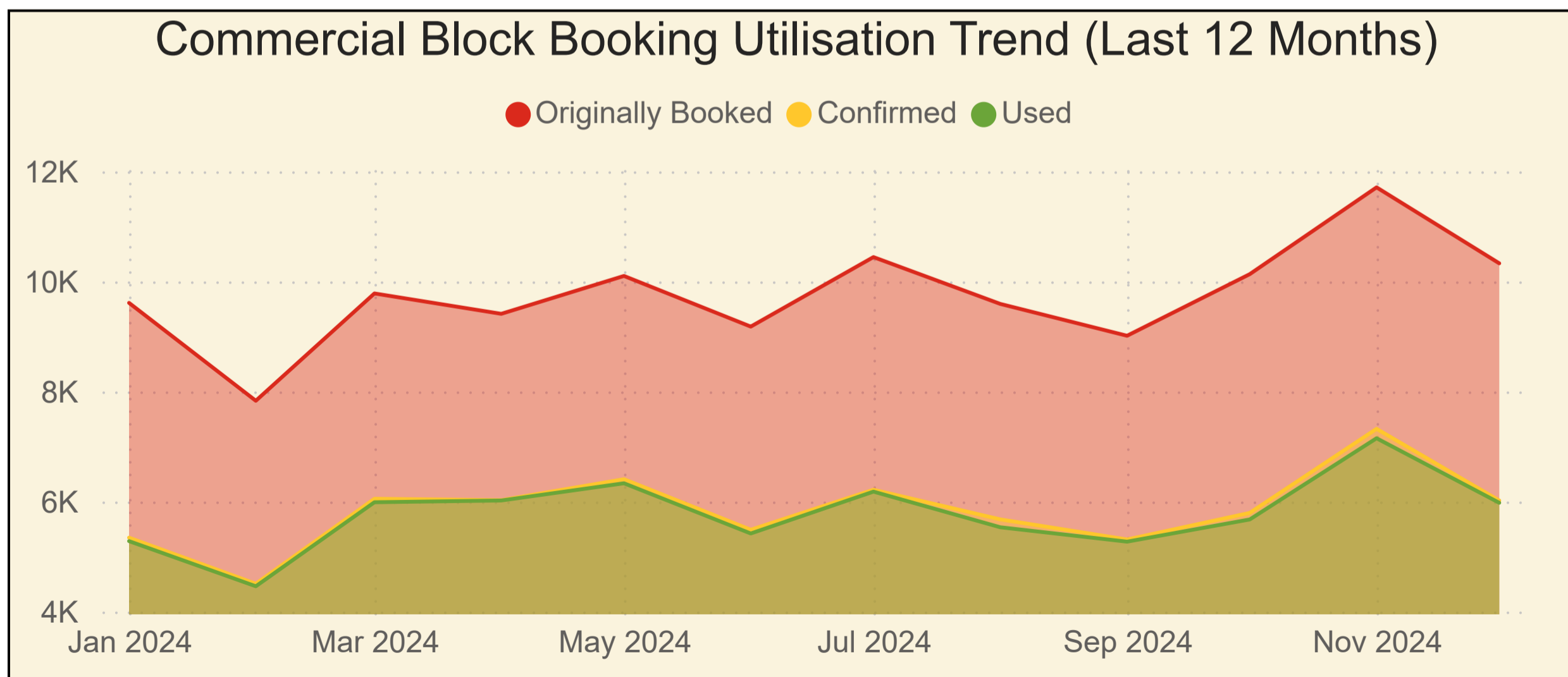
Summary of Cancellations, Lateness & Relief Events  
by Route & Leg

Year	Month	Route	Leg	Cancelled Sailings	Cancelled (Relief)	Cancelled (No Relief)	On Time	Level 1 Late	Level 1 (Relief)	Level 1 (No Relief)	Level 2 Late	Level 2 (Relief)	Level 2 (No Relief)
2024	December	Berneray - Leverburgh	Berneray-Leverburgh	10	6	4	45	0	0	0	4	4	0
2024	December	Berneray - Leverburgh	Leverburgh-Berneray	10	6	4	44	1	1	0	4	4	0
2024	December	Uig - Tarbert/Lochmaddy	Lochmaddy-Tarbert	1	1	0	2	2	1	1	1	1	0
2024	December	Uig - Tarbert/Lochmaddy	Lochmaddy-Uig	4	4	0	31	4	3	1	2	1	1
2024	December	Uig - Tarbert/Lochmaddy	Tarbert-Lochmaddy	1	1	0	5	0	0	0	1	1	0
2024	December	Uig - Tarbert/Lochmaddy	Tarbert-Uig	3	3	0	25	2	2	0	2	0	2
2024	December	Uig - Tarbert/Lochmaddy	Uig-Lochmaddy	4	4	0	29	4	3	1	4	3	1
2024	December	Uig - Tarbert/Lochmaddy	Uig-Tarbert	6	6	0	23	4	3	1	2	1	1
<b>Total</b>				<b>39</b>	<b>31</b>	<b>8</b>	<b>204</b>	<b>17</b>	<b>13</b>	<b>4</b>	<b>20</b>	<b>15</b>	<b>5</b>



## Block Booked vs Utilised

Route Name	Month Year	Originally Booked	Booked 24hrs Prior	Confirmed	No Show	Used	Confirmed vs Block Booked	Used vs Confirmed	Used vs Block Booked
Uig - Tarbert/Lochmaddy	Jan-2024	9,610	6,339	5,343	63	5,280	56%	99%	55%
Uig - Tarbert/Lochmaddy	Feb-2024	7,831	5,134	4,506	46	4,460	58%	99%	57%
Uig - Tarbert/Lochmaddy	Mar-2024	9,781	6,875	6,050	63	5,987	62%	99%	61%
Uig - Tarbert/Lochmaddy	Apr-2024	9,411	6,422	6,024	6	6,018	64%	100%	64%
Uig - Tarbert/Lochmaddy	May-2024	10,099	7,109	6,406	74	6,332	63%	99%	63%
Uig - Tarbert/Lochmaddy	Jun-2024	9,179	5,886	5,487	68	5,419	60%	99%	59%
Uig - Tarbert/Lochmaddy	Jul-2024	10,442	6,868	6,214	34	6,180	60%	99%	59%
Uig - Tarbert/Lochmaddy	Aug-2024	9,591	6,459	5,675	143	5,532	59%	97%	58%
Uig - Tarbert/Lochmaddy	Sep-2024	9,012	5,902	5,310	40	5,270	59%	99%	58%
Uig - Tarbert/Lochmaddy	Oct-2024	10,132	6,850	5,793	119	5,674	57%	98%	56%
Uig - Tarbert/Lochmaddy	Nov-2024	11,709	8,403	7,321	171	7,150	63%	98%	61%
Uig - Tarbert/Lochmaddy	Dec-2024	10,328	7,151	6,018	41	5,977	58%	99%	58%
<b>Total</b>		<b>117,124</b>	<b>79,397</b>	<b>70,147</b>	<b>868</b>	<b>69,279</b>	<b>60%</b>	<b>99%</b>	<b>59%</b>



**Note:** This report shows block bookings made by block booking customers for any commercial vehicle over 6 metres in length or any LGV that consumes High Lane Metreage. It does not include any bookings on sailings that were cancelled by CalMac. High Lane Metreage refers to deck metreage for high vehicles such as Commercials or LGVs.